



US00D385392S

United States Patent [19] Cass

[11] Patent Number: Des. 385,392
[45] Date of Patent: **Oct. 28, 1997

[54] PORTION OF A SHOE OUTSOLE
[75] Inventor: William J. Cass, Hillsboro, Oreg.
[73] Assignee: Nike, Inc., Beaverton, Oreg.
[**] Term: 14 Years
[21] Appl. No.: 68,930
[22] Filed: Apr. 14, 1997
[51] LOC (6) CL 02-04
[52] U.S. CL D2/954; D2/949
[58] Field of Search D2/951, 953, 954,
D2/955, 959, 949, 947, 957; 36/25 R, 28,
30 R, 31, 32 R, 32 A, 83, 114

D. 378,549 3/1997 Murai et al. D2/957

OTHER PUBLICATIONS

Holiday 1997, Nike Footwear Catalog, pp. 8, 10, published Mar. 1996.
Fall 1997, Nike Footwear Catalog, p. 6, published Dec. 1996.

Primary Examiner—Doris V. Coles
Attorney, Agent, or Firm—Banner & Witcoff, Ltd.

[57] CLAIM

The ornamental design for a portion of a shoe outsole, as shown and described.

DESCRIPTION

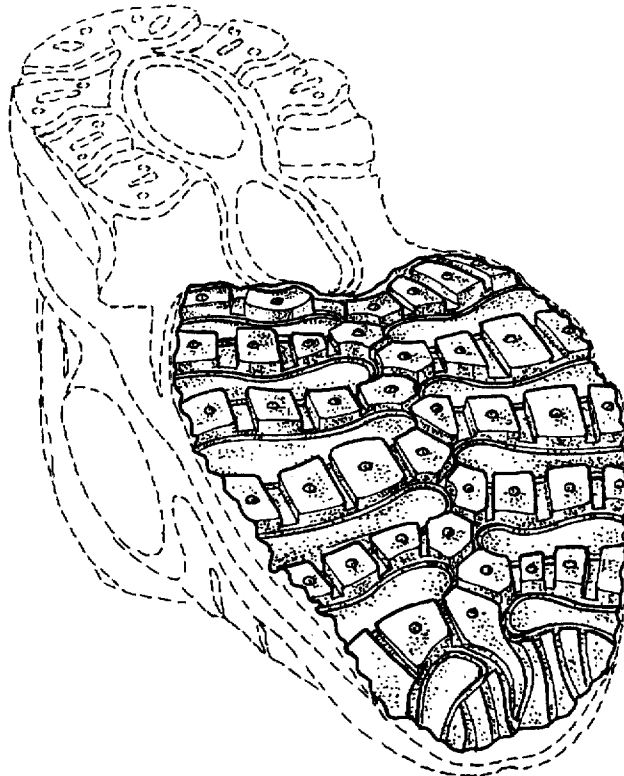
FIG. 1 is a perspective view of a portion of a shoe outsole showing my new design;
FIG. 2 is a bottom plan view thereof;
FIG. 3 is a profile view thereof taken along the line 3—3 of FIG. 2;
FIG. 4 is a profile view thereof taken along the line 4—4 of FIG. 2;
FIG. 5 is a profile view thereof taken along the line 5—5 of FIG. 2; and,
FIG. 6 is a profile view thereof taken along the line 6—6 of FIG. 2.
The broken line showing of a shoe upper and the remaining portion of the sole in FIGS. 1—6 is for illustrative purposes only and forms no part of the claimed design.

[56] References Cited

U.S. PATENT DOCUMENTS

D. 292,142	10/1987	Tonkel et al. .	
D. 315,442	3/1991	Kilgore et al.	D2/954
D. 318,170	7/1991	Hatfield	D2/954
D. 321,977	12/1991	Kilgore et al.	D2/954
D. 324,133	2/1992	Mitsui .	
D. 324,941	3/1992	Hatfield	D2/954
D. 329,536	9/1992	Lucas	D2/954
D. 330,799	11/1992	Hatfield	D2/954
D. 335,954	6/1993	Avar .	
D. 339,465	9/1993	Teague .	
D. 342,825	1/1994	McDonald	D2/954
D. 349,392	8/1994	Noel	D2/957
D. 369,235	4/1996	Senda et al.	D2/953
D. 373,897	9/1996	Takatani et al.	D2/957

1 Claim, 3 Drawing Sheets



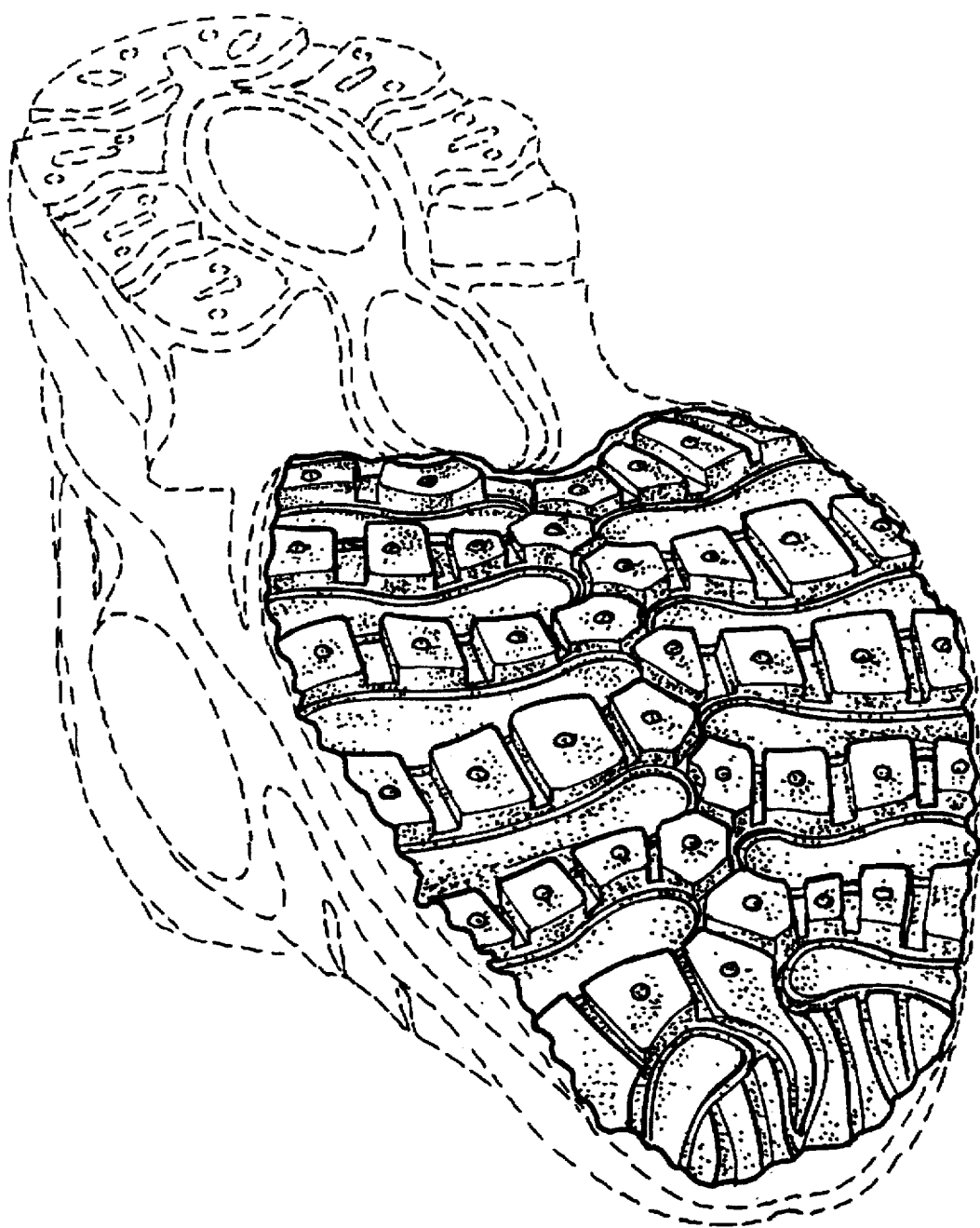


FIG. 1

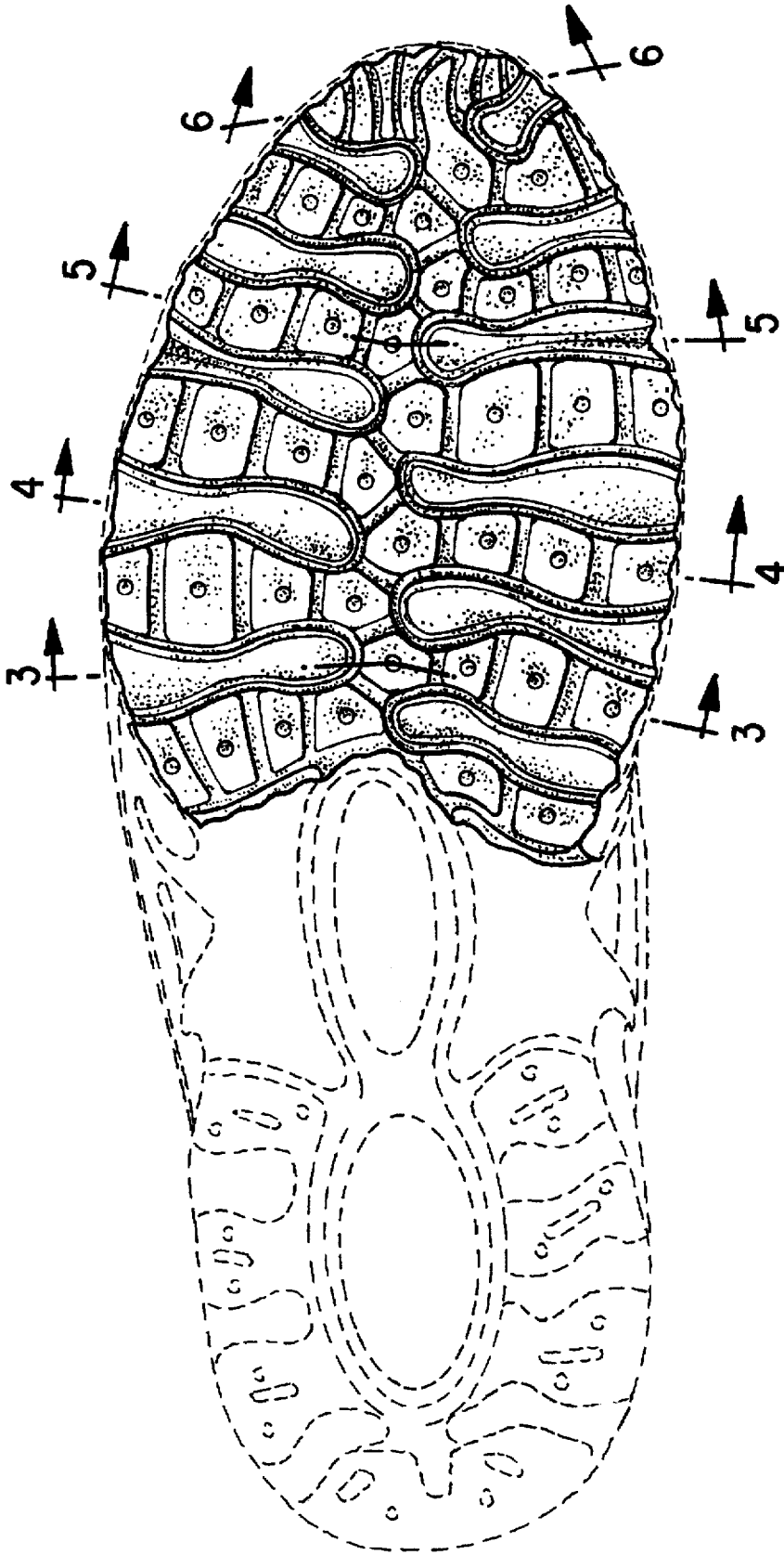


FIG. 2



FIG. 3



FIG. 4



FIG. 5



FIG. 6