



US00D624428S

(12) **United States Design Patent**
Valderrama et al.

(10) **Patent No.:** **US D624,428 S**

(45) **Date of Patent:** **** Sep. 28, 2010**

(54) **CONTAINER**

(75) Inventors: **Vincent J. Valderrama**, Stamford, CT (US); **Stuart Naft**, Fairfield, CT (US)

(73) Assignee: **Playtex Products, Inc.**, Westport, CT (US)

(**) Term: **14 Years**

(21) Appl. No.: **29/307,091**

(22) Filed: **Mar. 31, 2008**

(51) **LOC (9) Cl.** **09-01**

(52) **U.S. Cl.** **D9/539**

(58) **Field of Classification Search** D9/516,
D9/529, 530, 537-539, 542, 551, 554, 564,
D9/567, 574; D7/300, 312, 316, 509-511,
D7/523; 215/382-384; 220/662, 669
See application file for complete search history.

(56) **References Cited**

U.S. PATENT DOCUMENTS

D193,638 S *	9/1962	Goldstein et al.	D9/538
D216,096 S *	11/1969	Lawton	D9/501
D220,560 S *	4/1971	Johnson	D9/504
D280,289 S *	8/1985	Aldrich et al.	D9/726
4,664,273 A	5/1987	Simon	215/216
D307,238 S *	4/1990	May	D9/778
D322,224 S *	12/1991	Miner	D7/511
D330,860 S *	11/1992	Gatrost	D9/726
5,186,344 A	2/1993	Cook	215/330
5,617,968 A	4/1997	Luburic	220/276
D381,042 S *	7/1997	Roche	D19/51
5,971,154 A	10/1999	Toren	206/534
D428,813 S	8/2000	Haley	

(Continued)

FOREIGN PATENT DOCUMENTS

EM 000062906-0001 8/2003

(Continued)

OTHER PUBLICATIONS

International Search Report dated Jul. 20, 2009 for corresponding PCT application No. PCT/US2009/001994.

(Continued)

Primary Examiner—Stella M Reid

Assistant Examiner—Keli L Hill

(74) *Attorney, Agent, or Firm*—Ohlandt, Greeley, Ruggiero & Perle, L.L.P.

(57) **CLAIM**

The ornamental design for a container, as shown and described.

DESCRIPTION

FIG. 1 is a front, top perspective view of the container according to the present invention;

FIG. 2 is a front elevation view, of the container of FIG. 1;

FIG. 3 is a rear elevation view of the container of FIG. 1;

FIG. 4 is a first side elevation of the container of FIG. 1;

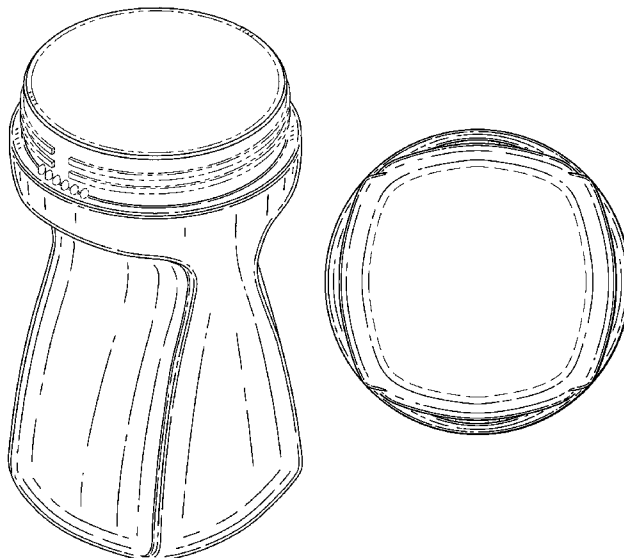
FIG. 5 is a second side elevation, opposite the first side elevation of FIG. 4, of the container of FIG. 1;

FIG. 6 is a top plan view of the container of FIG. 1; and,

FIG. 7 is a bottom plan view of the container of FIG. 1.

The broken line showing of the threads and six raised elements on the container neck are directed toward unclaimed environment of the article; all other broken lines represent the bounds of the claimed design; the broken lines form no part of the claimed design.

1 Claim, 6 Drawing Sheets



US D624,428 S

Page 2

U.S. PATENT DOCUMENTS

D465,971 S * 11/2002 Renz D7/523
D471,110 S * 3/2003 Booth et al. D9/529
D471,458 S * 3/2003 Booth et al. D9/504
D483,611 S * 12/2003 Diak Ghanem D7/523
D514,942 S * 2/2006 Weber D9/529
D559,112 S * 1/2008 Hyde et al. D9/538
7,331,479 B2 2/2008 Oh 215/332
D582,723 S * 12/2008 Renz et al. D7/523
D583,240 S * 12/2008 Bourne D9/500
D583,671 S * 12/2008 Bourne D9/500
2009/0242562 A1 * 10/2009 Valderrama et al. 220/288

FOREIGN PATENT DOCUMENTS

JP D 1317658 11/2007
JP D1316442 12/2007
TW 325357 1/1998
TW D100383 1/2008

OTHER PUBLICATIONS

Written Opinion dated Jul. 20, 2009 for corresponding PCT application No. PCT/US2009/001994.
Office Action from corresponding Application in Taiwan (098303502).

* cited by examiner

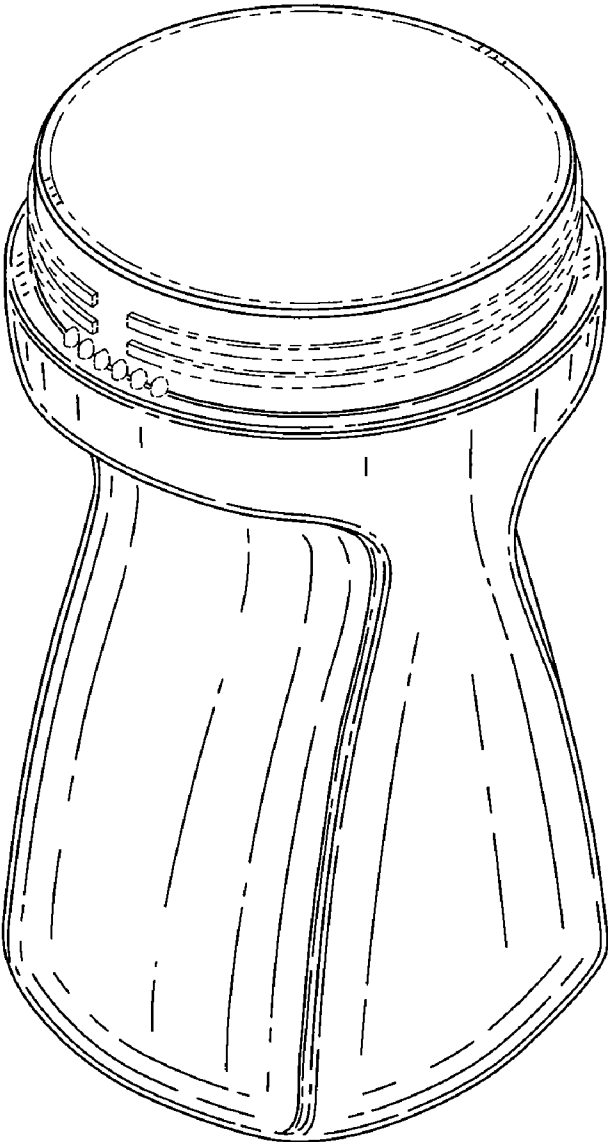


FIG. 1

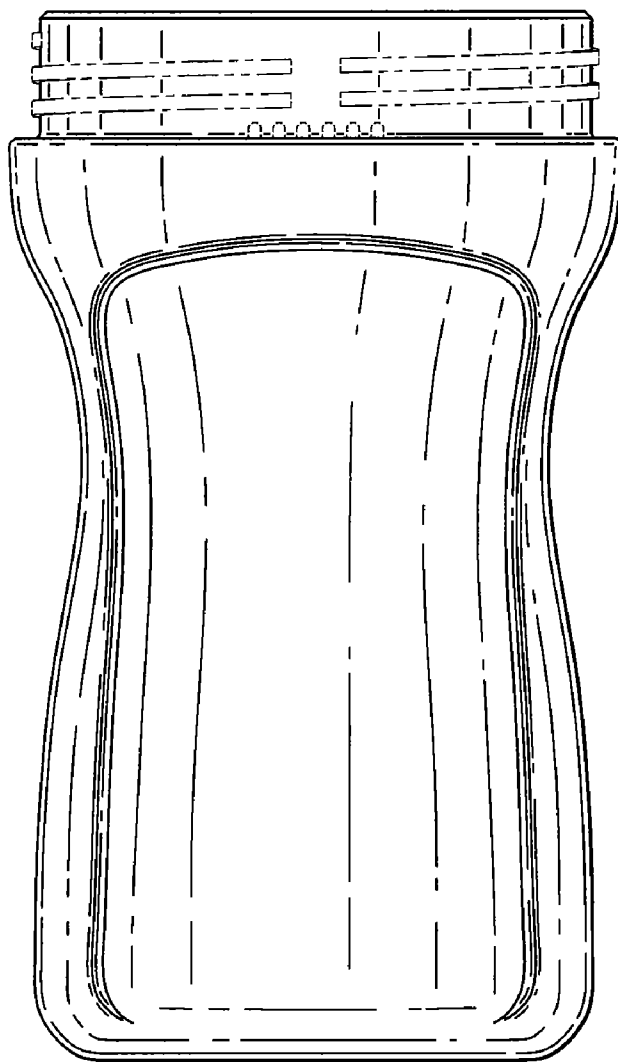


FIG. 2

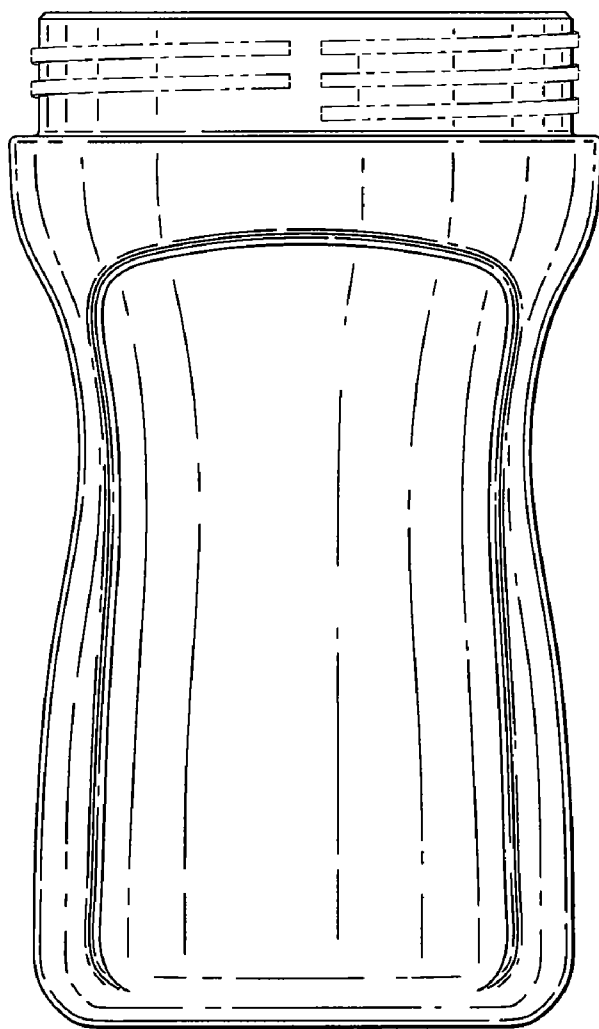


FIG. 3

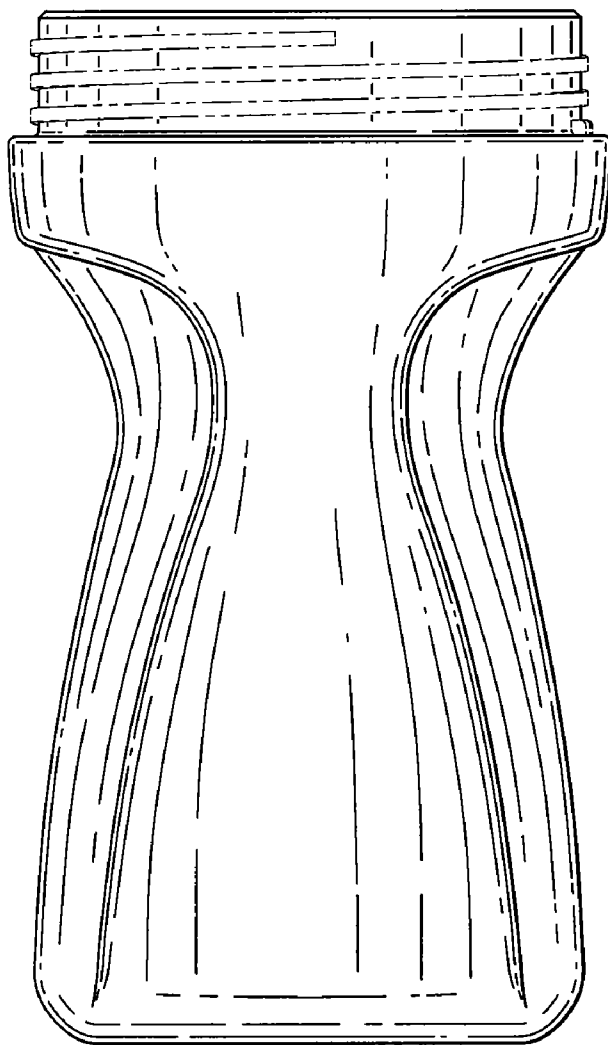


FIG. 4

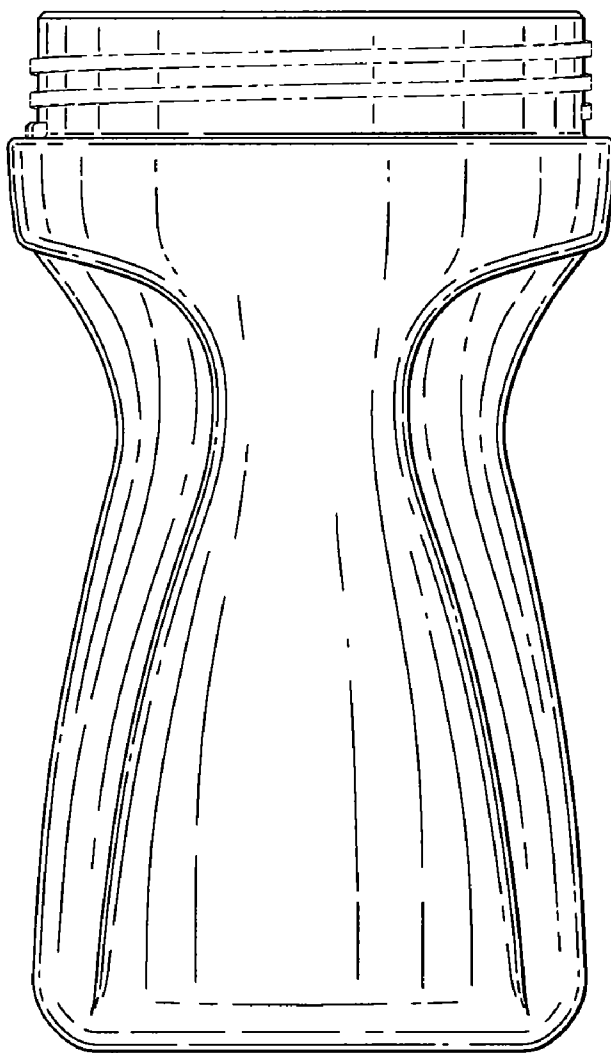


FIG. 5

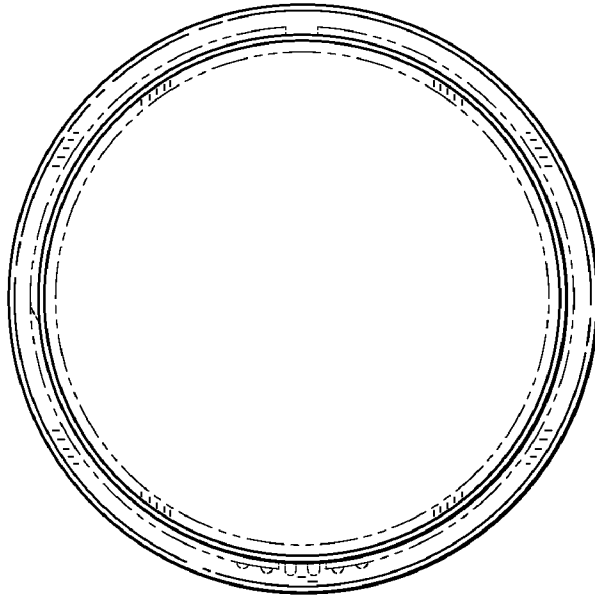


FIG. 6




FIG. 7