



US00D418442S

United States Patent [19]

[11] **Patent Number: Des. 418,442**

Yanku

[45] **Date of Patent: ** Jan. 4, 2000**

[54] **PORTION OF A WATCH HOUSING**

[75] Inventor: **Gene Yanku**, West Linn, Oreg.

[73] Assignee: **Nike Inc.**, Beaverton, Oreg.

[**] Term: **14 Years**

[21] Appl. No.: **29/105,271**

[22] Filed: **May 20, 1999**

Related U.S. Application Data

[63] Continuation-in-part of application No. 29/100,592, Feb. 11, 1999.

[51] **LOC (7) Cl.** **10-03**

[52] **U.S. Cl.** **D10/128**

[58] **Field of Search** D10/1-40, 122-132;
368/280-282, 276-277, 28-30, 285, 239-242,
82-84, 41-44, 295-296

D. 387,998	12/1997	Ramos, Jr. et al. .	
D. 387,999	12/1997	Cobarrubias .	
D. 389,752	1/1998	Riley .	
D. 394,391	5/1998	Bruce et al. .	
D. 394,394	5/1998	Bruce et al. .	
D. 394,395	5/1998	Bruce et al. .	
D. 394,404	5/1998	Ishizaka et al.	D10/38
D. 394,610	5/1998	Ishizaka et al.	D10/30
D. 397,300	8/1998	Chen .	
D. 397,619	9/1998	Lee .	
D. 397,952	9/1998	Bruce et al. .	
D. 398,246	9/1998	Bruce et al. .	
D. 398,540	9/1998	Lee .	
D. 399,432	10/1998	Mouawad .	
D. 399,433	10/1998	Bruce et al. .	
D. 402,898	12/1998	Hanagata .	
D. 402,900	12/1998	Hanagata et al. .	
D. 402,901	12/1998	Sugisawa .	
D. 404,328	1/1999	Brunner et al. .	
D. 411,128	6/1999	Bruce	D10/128

Primary Examiner—Nelson C. Holtje
Attorney, Agent, or Firm—Trask Britt & Rossa

[56] **References Cited**

U.S. PATENT DOCUMENTS

D. 311,693	10/1990	Woomer .
D. 362,629	9/1995	Muller .
D. 383,396	9/1997	Houlihan .
D. 386,692	11/1997	Kume et al. .
D. 386,694	11/1997	Houlihan .
D. 386,975	12/1997	Yamamoto .
D. 386,983	12/1997	Houlihan .
D. 387,292	12/1997	Yamamoto .
D. 387,676	12/1997	Hanagata .
D. 387,684	12/1997	Hanagata .
D. 387,685	12/1997	Sugita et al. .
D. 387,686	12/1997	Hanagata .

[57] **CLAIM**

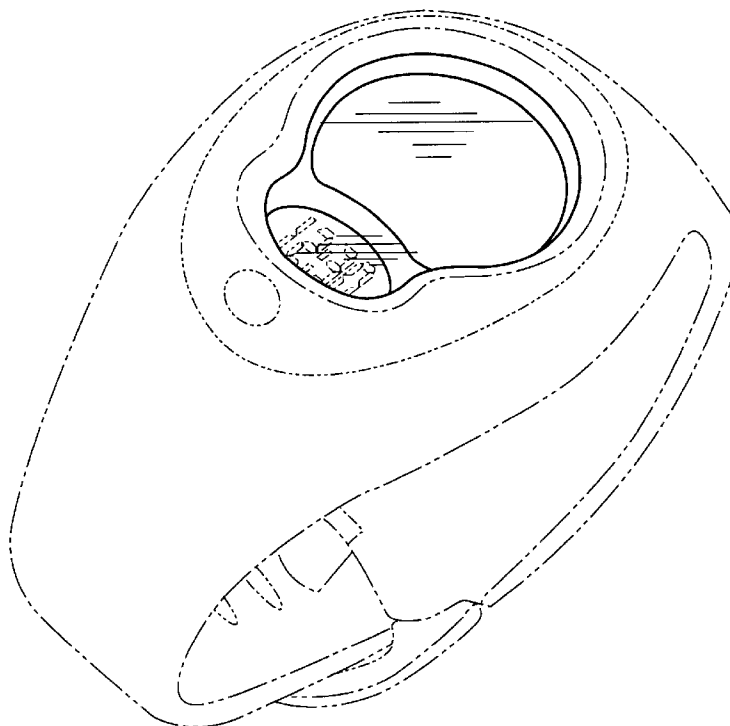
The ornamental design for a portion of a watch housing, as shown and described.

DESCRIPTION

FIG. 1 is a perspective view of the portion of a watch housing showing my new design; and, FIG. 2 is a top view of the portion of a watch housing shown in FIG. 1.

The phantom line showing a portion of a watch in FIGS. 1-2 is for illustrative purposes only and forms no part of the claimed design.

1 Claim, 2 Drawing Sheets



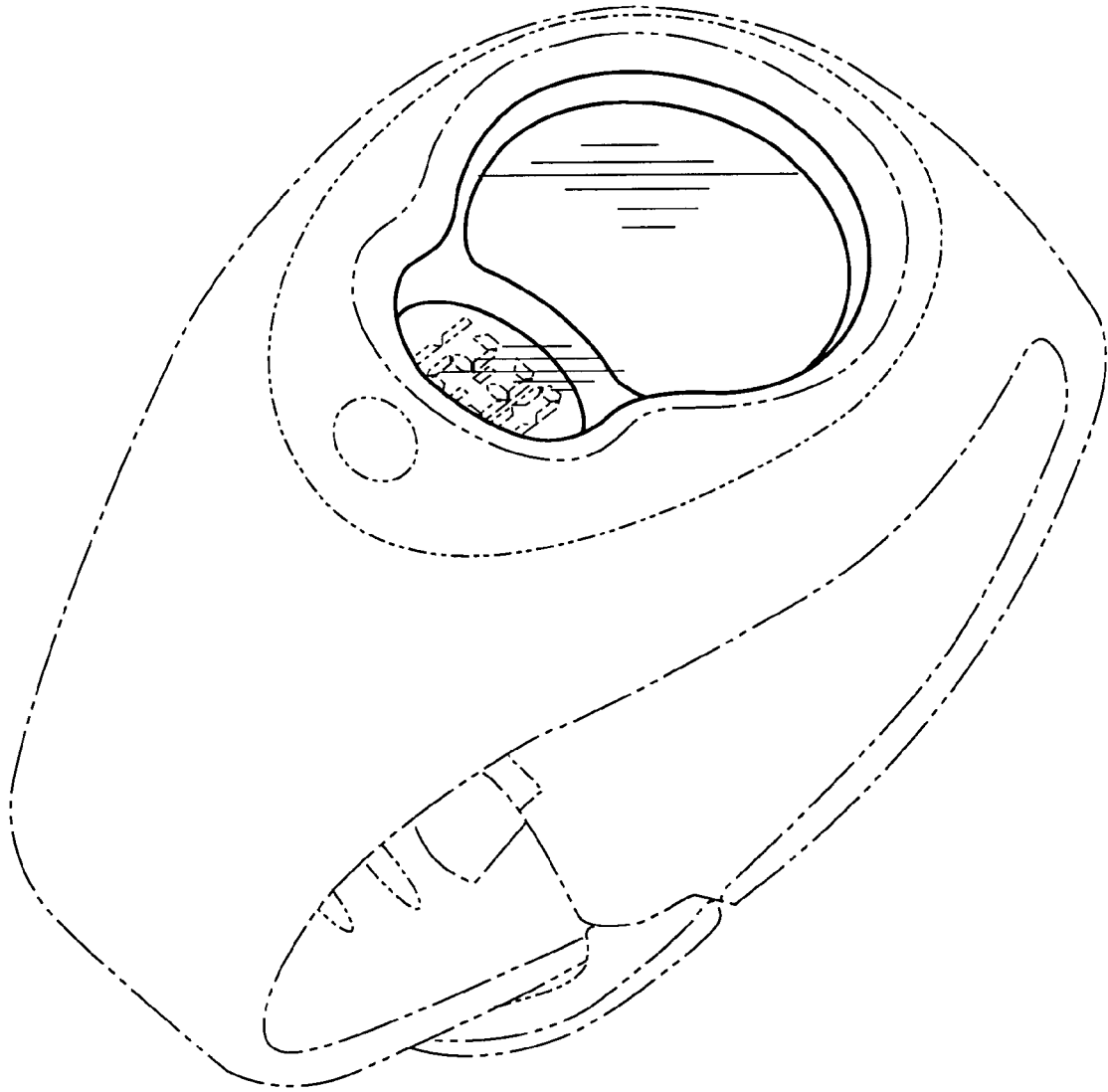


Fig. 1

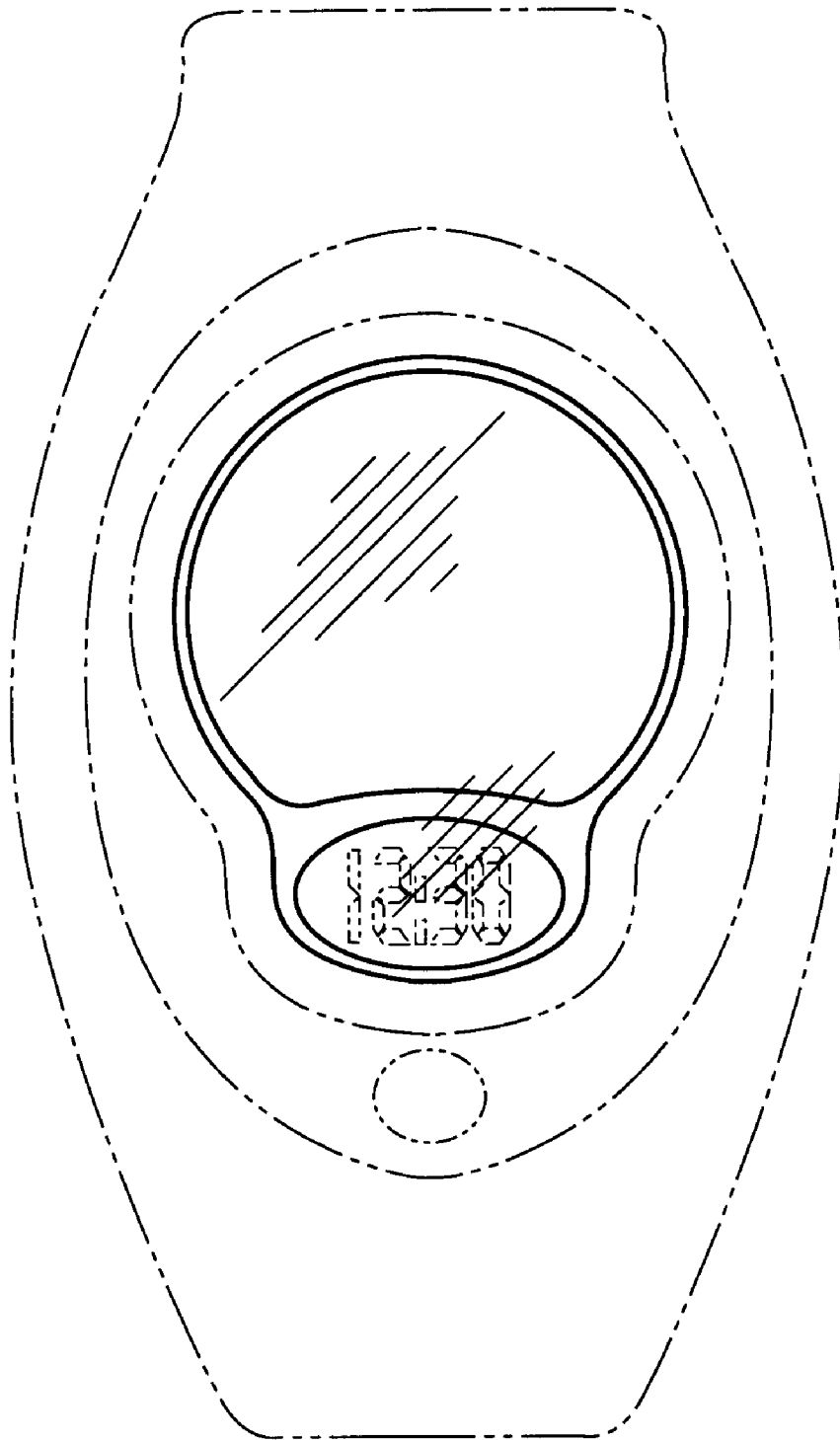


Fig. 2