



INTERNATIONAL APPLICATION PUBLISHED UNDER THE PATENT COOPERATION TREATY (PCT)

<p>(51) International Patent Classification⁶ : A61F 13/15</p>	<p>A1</p>	<p>(11) International Publication Number: WO 95/16418</p> <p>(43) International Publication Date: 22 June 1995 (22.06.95)</p>
<p>(21) International Application Number: PCT/SE94/01178</p> <p>(22) International Filing Date: 8 December 1994 (08.12.94)</p> <p>(30) Priority Data: 9304131-7 13 December 1993 (13.12.93) SE</p> <p>(71) Applicant (for all designated States except US): MÖLNLYCKE AB [SE/SE]; S-405 03 Göteborg (SE).</p> <p>(72) Inventors; and (75) Inventors/Applicants (for US only): WIDLUND, Urban [SE/SE]; Pärönvägen 5, S-435 43 Mölnlycke (SE). SVERNLÖV, Anna [SE/SE]; Grindvägen 14, S-430 41 Kullavik (SE).</p> <p>(74) Agents: HYLNER, Jan-Olof et al.; Noréns Patentbyrå AB, P.O. Box 27034, S-102 51 Stockholm (SE).</p>		<p>(81) Designated States: AU, CA, CZ, HU, JP, NZ, PL, SK, US, European patent (AT, BE, CH, DE, DK, ES, FR, GB, GR, IE, IT, LU, MC, NL, PT, SE).</p> <p>Published <i>With international search report. In English translation (filed in Swedish).</i></p>
<p>(54) Title: A DIAPER</p>		
<p>(57) Abstract</p>		
<p>The present invention relates to a diaper having a front part (12), a back part (14) and an intermediate crotch part (13) which includes an absorbent body unit (1) which is joined to a fluid-impermeable bottom sheet (7) and to a fluid-permeable top sheet (9) which lies proximal to the wearer's body in use and which includes an opening (15) situated in the back part and crotch part of the diaper and stretch-mounted elastic devices (20, 21), and which is not attached to the absorbent body at least within the region of said opening (15), wherein the absorbent body unit (1) includes a main body (2) which is provided with a leg recess on respective sides thereof, and two side-bodies (3, 4) which are placed laterally outside the main body on respective sides thereof and in respective leg recesses. According to the invention the absorbent body unit (1) is enclosed between the bottom sheet (7) and an inner casing sheet (8) made of fluid-permeable material, said sheets being mutually joined at parts which lie outside the absorbent body and carry stretch-mounted elastic elements (10, 11) along their respective side edges within at least the central part of the diaper; in that each side-body (3, 4) has an arcuate edge on that side (22) thereof which lies proximal to a respective leg recess in the main body (2); in that the side-bodies are spaced from the main body (2); and in that the inner casing sheet (8) is joined to the bottom sheet (7) in those gaps that are formed in the leg recesses between the main body and the side-bodies.</p>		

FOR THE PURPOSES OF INFORMATION ONLY

Codes used to identify States party to the PCT on the front pages of pamphlets publishing international applications under the PCT.

AT	Austria	GB	United Kingdom	MR	Mauritania
AU	Australia	GE	Georgia	MW	Malawi
BB	Barbados	GN	Guinea	NE	Niger
BE	Belgium	GR	Greece	NL	Netherlands
BF	Burkina Faso	HU	Hungary	NO	Norway
BG	Bulgaria	IE	Ireland	NZ	New Zealand
BJ	Benin	IT	Italy	PL	Poland
BR	Brazil	JP	Japan	PT	Portugal
BY	Belarus	KE	Kenya	RO	Romania
CA	Canada	KG	Kyrgystan	RU	Russian Federation
CF	Central African Republic	KP	Democratic People's Republic of Korea	SD	Sudan
CG	Congo	KR	Republic of Korea	SE	Sweden
CH	Switzerland	KZ	Kazakhstan	SI	Slovenia
CI	Côte d'Ivoire	LI	Liechtenstein	SK	Slovakia
CM	Cameroon	LU	Luxembourg	SN	Senegal
CN	China	LV	Latvia	TD	Chad
CS	Czechoslovakia	MD	Republic of Moldova	TG	Togo
CZ	Czech Republic	MG	Madagascar	TJ	Tajikistan
DE	Germany	ML	Mali	TT	Trinidad and Tobago
DK	Denmark	MN	Mongolia	UA	Ukraine
ES	Spain			US	United States of America
FI	Finland			UZ	Uzbekistan
FR	France			VN	Viet Nam
GA	Gabon				

A Diaper

The present invention relates to a diaper having a front part, a back part and an intermediate crotch part which includes an absorbent body which is joined to a fluid-impermeable bottom sheet and to a fluid-permeable top sheet which lies proximal to the wearer's body in use and which includes an opening situated in the back part and crotch part of the diaper and stretch-mounted elastic devices, and which is not attached to the absorbent body at least within the region of said opening, wherein the absorbent body includes a main body which is provided with a leg recess on respective sides thereof, and two side-bodies which are placed laterally outside the main body on respective sides thereof and in respective leg recesses.

One such diaper is known from EP-A2-0,486,006 and is intended to avoid irritation of the wearer's skin as a result of excrement or urine coming into contact therewith. According to this publication, this is achieved by deformation of the absorbent body into a basin-like shape as the elastic devices provided in the top sheet contract, at the same time as the top sheet is distanced from the bottom of the basin and forms an apertured basin lid or cover. One problem with diapers of this kind is that the opening or aperture in the top sheet must be so large and so positioned as to ensure that excrement from the wearer will fall down onto the absorbent body. If excrement lands on the top sheet, there is a serious risk of leakage and irritation of the skin. Another problem is one of constructing the diaper so that the diaper will be deformed appropriately as the top sheet is shortened by contraction of the elastic devices, and to prevent the whole of the absorbent body coming into abutment with the top sheet during the use of the diaper.

An object of the present invention is to solve or at least greatly reduce these problems.

5 This object is achieved in accordance with the invention with a diaper of the kind defined in the introduction which is characterized in that the absorbent
10 body is enclosed between the bottom sheet and an inner fluid-permeable casing sheet, said sheets being joined mutually at parts which lie outside the absorbent body and carry stretch-mounted elastic elements along their side edges within at least the central part of the
15 diaper; in that each side-body has an arcuate edge on the side thereof proximal to the leg recess of the main body; in that the side-bodies are spaced from the main body; and in that the inner casing sheet is joined to the bottom sheet in those gaps that are formed in the leg recesses between the main body and the side-bodies.

20 According to one preferred embodiment of the invention, the main body of the absorbent body includes an upper layer which lies proximal to the top sheet and a bottom layer which extends longitudinally at least along the leg recesses of the main body and has greater
25 rigidity than the top layer. The sides of the side-bodies that lie distal from the leg recesses in the main body also have arcuate edges and the side-bodies are made from an absorbent deformable material. When the diaper is held flat with elastic devices and
30 elements stretched, the sides of the side-bodies distal from the main body will preferably have straight edges. In one variant, the circle-segmental side-bodies include a row of wedge-shaped recesses on the straight side thereof distal from the main body.

35

The invention will now be described in more detail with reference to the accompanying drawings, in which

Figure 1 is a perspective schematic view of a first embodiment of an inventive diaper seen obliquely from above;

5 Figure 2 illustrates the diaper of Figure 1 schematically from above and shows the diaper in a flat state;

Figure 3 is a schematic cross-sectional view of the diaper illustrated in Figure 1;

10

Figure 4 is a view corresponding to the view in Figure 2 showing the bottom sheet and the absorbent body of the diaper illustrated in Figure 1;

15 Figure 5 is a view corresponding to the view in Figure 2 and illustrates a second embodiment of an inventive diaper;

20 Figures 6 and 7 illustrate different embodiment of side-bodies suitable for use in an inventive diaper; and

Figure 8 is a view similar to the view in Figure 4 and illustrates an inventive absorbent body provided with side-bodies according to Figure 6.

25

The diaper illustrated in Figures 1-4 includes an absorbent body unit 1 which is comprised of a main body 2 of hourglass configuration and two side bodies 3, 4. The main body 2 is comprised of two layers 5, 6 of which the upper layer 5, and also the side-bodies 3, 4, are comprised of air-laid cellulose fluff, whereas the bottom layer 6 includes an absorbent reel material of the kind described in Swedish Patent
30 Application No. 9203445-3, which contains a dry formed sheet containing 5-100% cellulose fibres having a bulk density of between $0.2-1.0 \text{ g/cm}^3$ and a surface weight of between $30-2000 \text{ g/m}^2$ and which is formed by compressing a web containing cellulose fibres without
35

subsequent defibration and fluff forming. The reader is referred to the above-mentioned application for closer details of such reel material. As will be seen from Figure 4, the layer 6 is rectangular in shape and extends only beneath part of the layer 5. It will be understood, however, that the layer 6 may have other shapes than rectangular, for instance may have an hourglass shape, T-shape, etc., conforming to the layer 5. The layer may also be given a greater extension longitudinally, for instance given the same form and extension as the layer 5. Neither need the layer be comprised of absorbent material, even if this is to advantage, and it is also possible to exclude this layer entirely when the remainder of the absorbent body has the desired stiffness or rigidity.

The absorption body unit 1 is enclosed between an outer casing sheet or backing sheet 7 of liquid-impermeable material, such as polyethylene plastic for instance, and an inner liquid-permeable casing sheet 8, which is preferably comprised of nonwoven material. The inner sheet 8 and the backing sheet 7 are preferably of identical shape and are joined together at parts which lie outside the absorbent body 1. As will best be seen from Figure 4, the side-bodies 3, 4 are positioned laterally slightly outside the main body 2 and the casing sheets 7, 8 are mutually joined in the gaps between the main body and the side bodies.

The diaper also includes a top sheet 9 whose shape is identical to the shapes of the casing sheets 7, 8 and which is fastened to said sheets along diaper edge parts, so that the top sheet will be generally free from the absorbent body 1, i.e. generally unattached thereto. As illustrated in Figures 1 and 2, the diaper includes leg elastic in the form of elastic devices 10, 11 which extend along the side edges of the crotch part 13 and along parts of the front diaper part 12 and the back diaper part 14. In the illustrated em-

bodiment, the elastic devices are comprised of four elastic threads which are attached in a stretched state between the top sheet 9 and the inner casing sheet 8 and fastened to said sheets. It will be understood that the number of leg elastics used may be greater or fewer than four threads, and that other types of elastic devices may be used, such as elastic bands or ribbons, bands of film material that has elastic properties, etc. It will also be understood that the elastic devices 10, 11 may be mounted between the bottom sheet 7 and the inner casing sheet 8 instead.

An opening 15 is formed in the top sheet 9 symmetrically in relation to the longitudinal direction of the diaper. The front edge 16 of this opening is located between the wetting point and the excretion point. By wetting point is meant that region of the diaper within which urine discharged by the wearer is expected to be deposited when the diaper is correctly positioned on the wearer, and by excretion point is meant correspondingly that region of the diaper within which faeces will be deposited on a correctly positioned diaper, i.e. those regions which lie opposite to the external urethra orifice and the anus of the wearer, while taking into consideration normal variations in the wearer's anatomy within the size ranges of the wearer for which the used diaper is dimensioned. The side edges 17, 18 of the opening 15 extend divergently away from one another in a direction towards the back diaper part, and the rear edge 19 of the opening is arcuate in shape and located in the back diaper part at a short distance from the rear end of the absorbent body.

Two elastic threads 20, 21 are fastened in a stretched state to the top sheet 9 and extend from the forward part of the front diaper part 12 to the rear part of the back diaper part 14. The threads 20, 21 extend

mutually convergent from the front part 12 to the forward edge 16 of the opening 15 and then extend along the side edges 17, 18 of the opening generally on the same level as the rear edge 19 of the opening.

5 In the illustrated embodiment, the threads 20, 21 are mounted between the top sheet and narrow strips of nonwoven material (not shown) which are fastened to the threads and the top sheet with the aid of glue or by some other suitable means. In the illustrated

10 embodiment, the strips are disposed along the full length of the threads and are thus fastened to the top sheet along the whole of its length. This is not absolutely necessary, however, since the desired function can be achieved sufficiently well when the

15 threads are fastened to the top sheet at their respective ends and on both sides of the front edge.

In one variant of the invention, the nonwoven strips are fastened to the top sheet at their respective

20 edges so as to form guide passages for elastic threads extending therethrough. In the case of this embodiment, it is sufficient to fasten the threads to the top sheet at the ends of the passages. For instance, if the nonwoven strips extend along the full

25 length of the elastic threads it is sufficient to fasten the ends of the threads to the top sheet. It is preferred that the threads will extend freely in the guide passages, at least along the edges of the opening 15. When the top sheet lacks the provision of

30 guide passages forwardly of the opening 15, the nonwoven strips can be formed unitary with the top sheet, by folding said top sheet in conjunction with cutting out the opening 15. In this case, the provision of separate nonwoven strips in front of the opening can

35 be omitted, in which case the threads will lie freely between their forward top sheet attachment points and the ends of the passages at the forward edge of the opening. As will be understood, it is also possible to fasten the threads to the top sheet along the whole of

the whole of that part thereof which extends in front of the opening, for instance by attaching separate nonwoven strips.

5 Figure 2 illustrates the diaper in a flat state, i.e. the state in which the diaper is found during manufacture, in which the diaper is held stretched against the action of the spring force exerted by the elastic devices. When the finished diaper is released from its
10 stretched state, the elastic devices 10, 11, 20 and 21 strive to contract to a tensionless or relaxed state, therewith deforming the diaper to the shape illustrated in Figures 1 and 3.

15 Contraction of the elastic threads 20, 21 causes the top sheet to gather together and therewith shorten. In order to allow this shortening of the top sheet to take place, the main body 2 of the absorbent body unit 1 is curved at the same time as the side bodies 3, 4
20 are swung upwards about hinge means formed by the casing sheets 7, 8, these sheets being joined in the gaps defined between respective side bodies 3, 4 and the main body 2. Thus, the elastic threads 20, 21 are instrumental in maintaining the top sheet 9 in spaced
25 relationship with the absorbent body 1. The provision of the bottom layer 6, which is stiffer than the layer 5 of the absorbent body 1, ensures that the main body 2 will not be folded when the top sheet is gathered, but obtains an even curvature.

30 It is mentioned in this respect that Figure 1 illustrates the diaper when no load is exerted thereon, and thus not when the diaper is worn. As will be understood, the shape adopted by a diaper when in use will
35 depend on the anatomy of the wearer, and the diaper is so dimensioned that the elastic threads 20, 21 will normally be stretched slightly as the diaper is placed in position on the wearer. However, the length of the diaper is such that a large part of the fold or gather

in the top sheet will remain after having put on the diaper, so that the absorbent body will be located at a distance from the top sheet along a greater part of its extension, even after having put the diaper on.

5

Thus, there is found between the absorbent body and the top sheet a space in which excrement i.e. faeces is kept out of contact with the skin. Furthermore, it must be ensured that excrement is deposited in this space and not on the top sheet, and it will therefore be understood that the size and positioning of the opening are of decisive importance, particularly with regard to the excrement point. It has been found that the distance between the side edges 17, 18 of the opening should be at least 3 cm at the excrement point, and that the front edge of the opening 15 should lie at least 1 cm and preferably 2 cm forwardly of the front edge 16, and that the front edge 16 should be at least 2 cm long. Because the elastic threads 20, 21 exert a spring force in both the longitudinal and transverse directions of the diaper when the diaper is worn, the front edge of the opening 15 and its side edges 17, 18 will be stretched outwardly so as to ensure that the aforesaid distances are retained when the diaper is in use. In order to achieve a high outward tensioning effect, the ends of the threads 20, 21 will preferably lie on the same level as the side edges of the absorbent body 1 essentially in a lateral direction.

10
15
20
25
30

In addition to gathering together the top sheet 9, the elastic threads 20, 21 also have a sealing function by lying sealingly against the wearer's body when the diaper is worn. This greatly reduces the risk of discharged urine running along the top sheet instead of passing through said sheet and being absorbed by the absorbent body in the manner intended. The fact that the elastic threads extend along the side edges of the opening also greatly reduce the risk of the

35

position of the opening 15 being changed as a result of external forces on the diaper, for instance as the wearer of the diaper moves. An added advantage is that when the absorbent body is subjected to an external load and subsequently pressed towards the body of the wearer, it is more difficult for excrement to seep over the edges of the opening 15 and onto the top sheet 9. In order to obtain these sealing functions, it has been found that the distance between the side edges 17, 18 of the opening 15 at the centre of the excrement point should not exceed 6 cm and will preferably be smaller than 5 cm. The length of the front edge 16 of the opening 15 will preferably not exceed 4 cm.

From the aspect of absorption, the side bodies 3, 4 are not joined to the remainder of the absorbent body 1 and form safety bodies which absorb fluid when the main body 2 becomes saturated or is unable to absorb discharged fluid for some reason or another. In addition to this function, the side bodies also contribute to the stability of the basin that is formed when the top sheet is gathered together and prevent the main absorbent body in its entirety coming into abutment with the wearer's body when the diaper is subjected to an external load, as will be described below.

Figure 5 illustrates a second embodiment of an inventive diaper in a view corresponding to the view of Figure 2. Diaper components corresponding to the Figure 2 embodiment have been identified with the same reference signs to which a prime has been added. In the case of the diaper illustrated in Figure 5, the elastic threads 20', 21' cross one another in front of the opening 15' in the top sheet 9', and the opening is terminated forwardly in a point. The opening 15' thus has a punctiform front edge. In other respects, the diaper illustrated in Figure 5 has the same construction as the diaper illustrated in Figures 1-4.

An extremely good sealing function can be achieved by the top sheet 9' as a result of the mutually crossing threads 20', 21'. The point of intersection of the elastic threads 20', 21' shall lie between the wetting point and the excrement point and the same requirements as those placed on the diaper according to Figure 1-4 with regard to the distance between the side edges of the opening 15 at the excrement point also apply to the opening 15'. Accordingly, the point of intersection will lie relatively close to the wetting point, meaning that the illustrated embodiment cannot be worn readily by males, since space must be found between the elastic threads 20', 21' to accommodate the scrotum. Naturally, it is possible within the scope of the present invention to modify the extension of the threads within the region of the wetting point so as to prepare room for the scrotum.

When the diaper is worn, the absorbent body 1 can be likened to a flat-bottom boat or punt, where the main body 2 forms the bottom and the side-bodies 3, 4 form the freeboard of the "punt". Thus, when the diaper is worn, that side 22 of the side-bodies 3, 4 which lies proximal to the main body, or in other words the underside 22, shall have a curvature which corresponds to the curved shape that the main body shall take in order to form a suitable space between the absorbent body and the top sheet, which when the diaper is worn conforms to the shape of the wearer's body. The upper side 23 of the side-bodies shall thus have a smaller curvature which corresponds to the curvature of the wearer's anatomy.

Side-bodies 3, 4 which fulfil these requirements are obtained with the illustrated embodiments of the invention by giving the undersides 22 of the side-bodies an initial appropriately curved form and by

manufacturing the same from a relatively soft and deformable material. As the elastic devices of the diaper illustrated in Figure 1-4 contract, the diaper will pass from the flat state illustrated in Figure 4 to the state illustrated in Figure 1. In this respect, contraction of the leg elastic 10, 11 causes the side-bodies 3, 4 to swing upwards around their hinges, formed by those parts of the layers 7, 8 joined in the gaps between the main body 2 and the side-bodies, and also deforms the upper sides 23 of the side-bodies into a curved shape. Contraction of the elastic threads 20, 21 in the top sheet 9 does not affect the side-bodies to any great extent, but merely causes the main body 2 to curve. Consequently, the invention is not restricted to a top sheet which includes elastic threads arranged in the patterns illustrated in Figures 2 and 5, but can be applied with all diapers provided with elastic devices that create folds or puckers in the top sheet, so that the top sheet will be distanced from the absorbent body.

When a diaper is worn by the user, the side-bodies prevent external loads on the diaper, at least within the crotch part, from pressing the main body into abutment with the top sheet and ensure that a given storage space will always remain. Because the underside of the side-bodies conform generally to the curved shape of the main body and the upper side of said side-bodies conform to the shape of the wearer, deformation due to external loads, for instance as the wearer of the diaper sits down, takes place essentially by compression and/or inward swinging of the side-bodies and the change in curvature of the main body. Furthermore, as a result of the described configuration of the side-bodies, the pressure at which the side-bodies abut the wearer's body will be uniformly distributed both in the absence of load on the diaper and when the diaper is subjected to external forces, therewith providing a comfortable diaper and reducing

the risk of the diaper chafing against the skin of the wearer within the region of the side-bodies.

5 Figure 6 illustrates an embodiment of a side-body 103 which differs from the side-bodies illustrated and described above, in that the side-body is initially given a crescent-like shape with a curved upper side 123, this curve corresponding generally to the shape of the wearer's body, and an underside 122 which has a 10 curvature corresponding to the desired curvature of the main body, as in the earlier case.

15 Figure 7 illustrates another embodiment of a side-body 203 which has a row of wedge-shaped recesses 224 formed in its upper part. When a side-body of this kind is used in a diaper which in other respects is constructed in the same manner as the diaper illustrated in Figures 1-4, contraction of the leg elastic will deform the side-body to the shape illustrated in 20 broken lines in Figure 7.

Figure 8 is a view similar to the view of Figure 4 and illustrates a third embodiment of an inventive diaper. This embodiment differs from the earlier described 25 embodiments primarily in that crescent-shaped side-bodies 103, 104 having curved upper sides are used instead of side-bodies that have straight upper sides. The undersides 122 of the side-bodies 103, 104 also have a greater curvature than the leg recesses of the 30 main body 102, which means that the gap between main body and side-bodies will have a varying width. It will be seen that when the top sheet of such a diaper is gathered together, the basin that is formed by the main body 102 and the upraised side-bodies 103, 104 35 will be deeper than the basin that is formed in the diaper illustrated in Figure 1. The depth of the basin formed can be varied by varying the curvature of the underside of the side-bodies.

From an absorption aspect, the side-body 104 of the Figure 8 embodiment is joined to the main body by four narrow strings or bridges 125 of absorbent material, through which fluid can be drawn by suction from the main body 102 by the side-body 104 when the main body is saturated in the sensitive crotch part.

It will be noticed that the term "diaper" as used in the present document is intended to include so-called pants-type diapers and incontinence guards for people suffering double incontinence.

It will be understood that the illustrated and described embodiments can be modified within the scope of the present invention. For example, the side-bodies can be made of a stiffer material, for instance the same material as the bottom layer 6 of the main body or tissue, when the upper sides of said side-bodies are formed in accordance with the embodiments of Figures 6 and 7 rather than said upper sides being straight initially. Neither need the side-bodies be made of an absorbent material, even though this is preferred. Naturally, the upper part of the side-bodies may conceivably be formed from a softer material than the bottom part. Neither need the side-bodies extend beyond the outer side extremity of the main body, and the outer side edges of said side-bodies may extend flush with said outer side extremity or may even terminate short thereof. The invention is therefore restricted solely by the content of the following Claims.

Claims

1. A diaper having a front part (12), a back part (14) and an intermediate crotch part (13) which includes an absorbent body unit (1) which is joined to a fluid-impermeable bottom sheet (7) and to a fluid-permeable top sheet (9) which lies proximal to the wearer's body in use and which includes an opening (15) situated in the back part and crotch part of the diaper and stretch-mounted elastic devices (20, 21), and which is not attached to the absorbent body at least within the region of said opening (15), wherein the absorbent body unit (1) includes a main body (2) which is provided with a leg recess on respective sides thereof, and two side-bodies (3, 4) which are placed laterally outside the main body on respective sides thereof and in respective leg recesses, **characterized** in that the absorbent body unit (1) is enclosed between the bottom sheet (7) and an inner casing sheet (8) made of fluid-permeable material, said sheets being mutually joined at parts which lie outside the absorbent body and carry stretch-mounted elastic elements (10, 11) along their respective side edges within at least the central part of the diaper; in that each side-body (3, 4) has an arcuate edge on that side (22) thereof which lies proximal to a respective leg recess in the main body (2); in that the side-bodies are spaced from the main body (2); and in that the inner casing sheet (8) is joined to the bottom sheet (7) in those gaps that are formed in the leg recesses between the main body and the side-bodies.

2. A diaper according to Claim 1, **characterized** in that the main body (2) of the absorbent body unit (1) includes an upper layer (5) which lies proximal to the top sheet (9) and a lower layer (6) which longitudinally extends at least along the leg recesses of the

main body and which has a greater rigidity than the upper layer (5).

- 5 3. A diaper according to Claim 1 or 2, **characterized** in that those sides (23; 123; 223) of the side-bodies (3, 4; 103, 104; 203) which lie distal from the leg recesses of the main body (2; 102) also have arcuate edges.
- 10 4. A diaper according to Claim 3, **characterized** in that the side-bodies (3, 4; 103, 104; 203) are made of deformable material.
- 15 5. A diaper according to Claim 4, **characterized** in that when the diaper is held flat with the elastic devices (20, 21) and elastic elements (10, 11) held stretched, the sides of the side-bodies (3, 4) distal from the main body (2) have straight edges.
- 20 6. A diaper according to Claim 3 or 5, **characterized** in that the side-bodies (203) include a row of wedge-shaped recesses (224) on that side (223) thereof distal from the main body.
- 25 7. A diaper according to Claim 4, **characterized** in that when the diaper is held flat with the elastic devices and elastic elements held stretched, the side-bodies (103, 104) have a crescent-like shape, wherein
30 (103, 104) that lie proximal to and distal to the main body (2) have a curved edge.
- 35 8. A diaper according to any one of the preceding Claims, **characterized** in that the side-bodies are made from absorbent material.
9. A diaper according to Claim 8, **characterized** in that the side-bodies (104) are joined to the main body (102) by means of bridges (125) of absorbent material.

Fig. 1

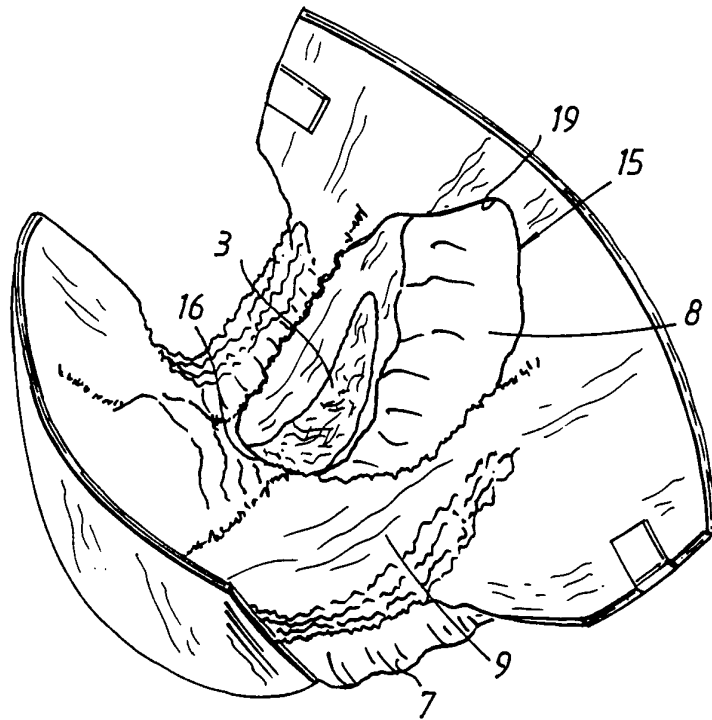


Fig. 2

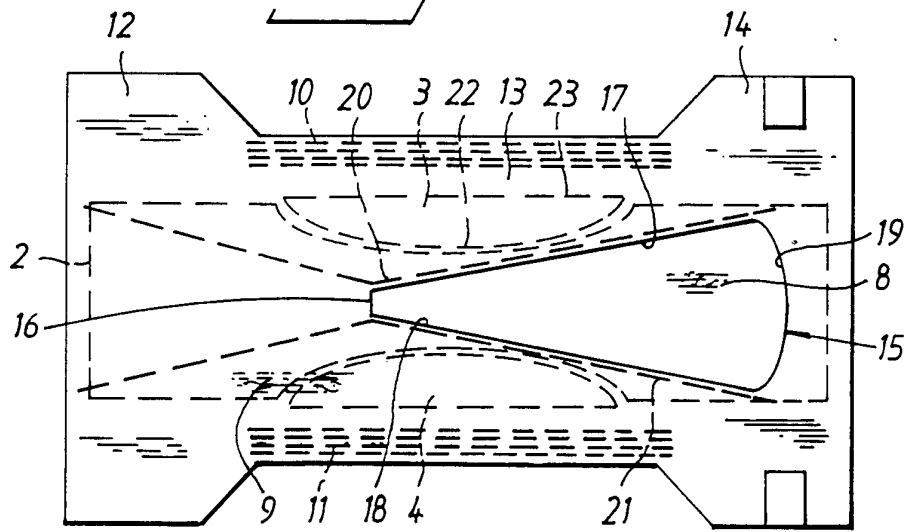


Fig. 3

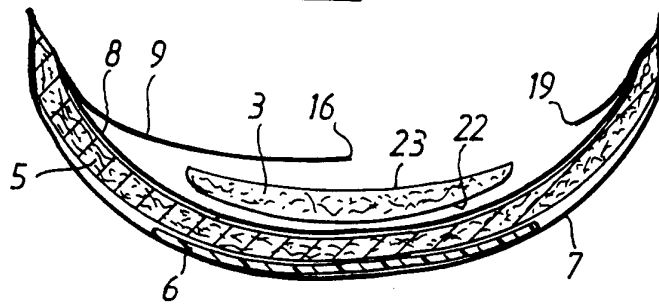
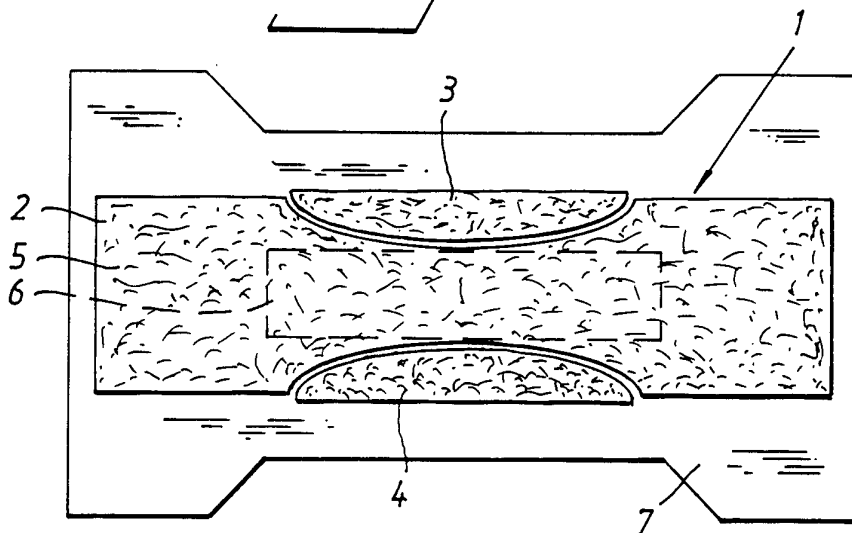


Fig. 4



3 / 3

Fig. 5

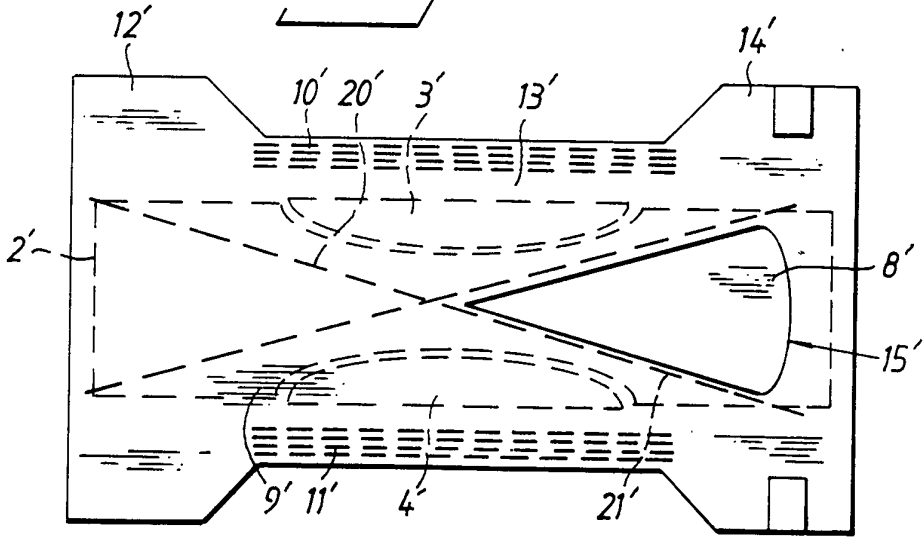


Fig. 6

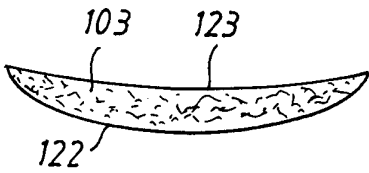


Fig. 7

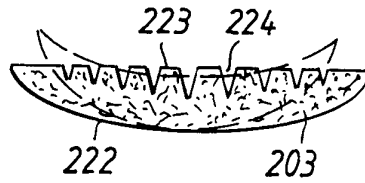
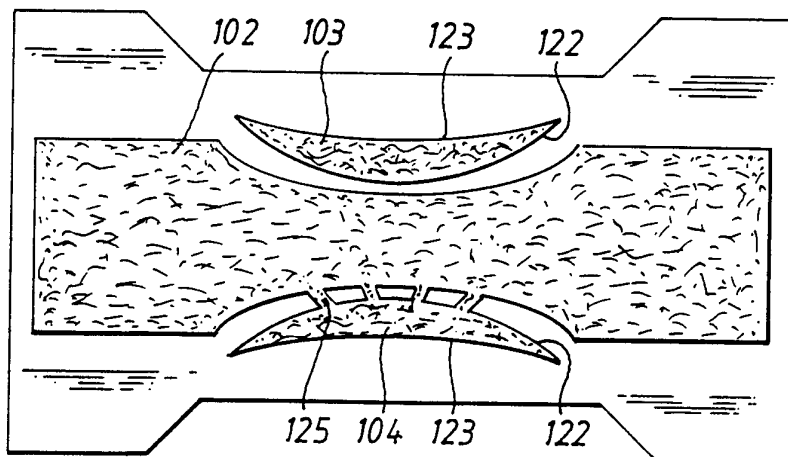


Fig. 8



INTERNATIONAL SEARCH REPORT

International application No.

PCT/SE 94/01178

A. CLASSIFICATION OF SUBJECT MATTER		
IPC6: A61F 13/15 According to International Patent Classification (IPC) or to both national classification and IPC		
B. FIELDS SEARCHED		
Minimum documentation searched (classification system followed by classification symbols)		
IPC6: A61F		
Documentation searched other than minimum documentation to the extent that such documents are included in the fields searched		
SE,DK,FI,NO classes as above		
Electronic data base consulted during the international search (name of data base and, where practicable, search terms used)		
C. DOCUMENTS CONSIDERED TO BE RELEVANT		
Category*	Citation of document, with indication, where appropriate, of the relevant passages	Relevant to claim No.
A	EP, A2, 0357298 (THE PROCTER & GAMBLE COMPANY), 7 March 1990 (07.03.90), figure 3, abstract --	1-9
A	EP, A2, 0486006 (KIMBERLY-CLARK CORPORATION), 20 May 1992 (20.05.92), figure 2A, abstract -- -----	1-9
<input type="checkbox"/> Further documents are listed in the continuation of Box C. <input checked="" type="checkbox"/> See patent family annex.		
<p>* Special categories of cited documents:</p> <p>"A" document defining the general state of the art which is not considered to be of particular relevance</p> <p>"E" earlier document but published on or after the international filing date</p> <p>"L" document which may throw doubts on priority claim(s) or which is cited to establish the publication date of another citation or other special reason (as specified)</p> <p>"O" document referring to an oral disclosure, use, exhibition or other means</p> <p>"P" document published prior to the international filing date but later than the priority date claimed</p> <p>"T" later document published after the international filing date or priority date and not in conflict with the application but cited to understand the principle or theory underlying the invention</p> <p>"X" document of particular relevance: the claimed invention cannot be considered novel or cannot be considered to involve an inventive step when the document is taken alone</p> <p>"Y" document of particular relevance: the claimed invention cannot be considered to involve an inventive step when the document is combined with one or more other such documents, such combination being obvious to a person skilled in the art</p> <p>"&" document member of the same patent family</p>		
Date of the actual completion of the international search		Date of mailing of the international search report
10 March 1995		27 -03- 1995
Name and mailing address of the ISA/ Swedish Patent Office Box 5055, S-102 42 STOCKHOLM Facsimile No. +46 8 666 02 86		Authorized officer Ingrid Falk Telephone No. +46 8 782 25 00

INTERNATIONAL SEARCH REPORT
 Information on patent family members

09/02/95

International application No.
 PCT/SE 94/01178

Patent document cited in search report	Publication date	Patent family member(s)	Publication date
EP-A2- 0357298	07/03/90	AT-T- 114450	15/12/94
		AU-B- 638412	01/07/93
		AU-A- 4095389	08/03/90
		CA-A- 1332095	27/09/94
		CN-A- 1049782	13/03/91
		DE-D- 68919595	00/00/00
		EG-A- 18851	28/02/94
		JP-A- 2121663	09/05/90
		US-A- 4892536	09/01/90
		EP-A2- 0486006	20/05/92
AU-B- 654450	03/11/94		
AU-A- 5039393	13/01/94		
AU-A- 5039493	13/01/94		
AU-A- 8775191	14/05/92		
CA-A- 2034537	14/05/92		
JP-A- 4300543	23/10/92		
US-A- 5176672	05/01/93		