



US00D854663S

(12) **United States Design Patent**
Chen

(10) **Patent No.:** **US D854,663 S**

(45) **Date of Patent:** **** Jul. 23, 2019**

(54) **FAUCET**

(71) Applicant: **Hui Chen**, Wenzhou (CN)

(72) Inventor: **Hui Chen**, Wenzhou (CN)

(**) Term: **15 Years**

(21) Appl. No.: **29/643,385**

(22) Filed: **Apr. 8, 2018**

(51) **LOC (11) Cl.** **23-01**

(52) **U.S. Cl.** **D23/255**
USPC **D23/255**

(58) **Field of Classification Search**
USPC D23/238-245, 249, 250, 252, 254-255,
D23/257; 4/675-678
CPC Y10T 137/9464
See application file for complete search history.

(56) **References Cited**

U.S. PATENT DOCUMENTS

D581,030 S *	11/2008	Fritz	D23/255
D718,427 S *	11/2014	Fritz	D23/257
D723,138 S *	2/2015	Ke	D23/238
D790,670 S *	6/2017	Downey	D23/255

D816,802 S *	5/2018	Tsai	D23/238
D827,106 S *	8/2018	Rexach	D23/255
D839,998 S *	2/2019	Chen	D23/255
D840,513 S *	2/2019	Chen	D23/255

* cited by examiner

Primary Examiner — Eric L Goodman
Assistant Examiner — Amy C Wierenga
(74) *Attorney, Agent, or Firm* — Raymond Y. Chan;
David and Raymond Patent Firm

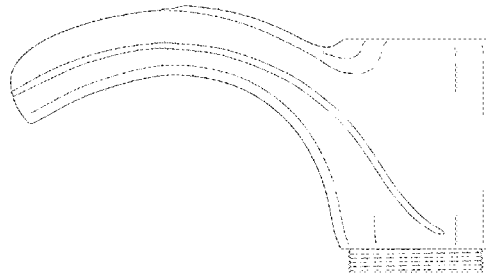
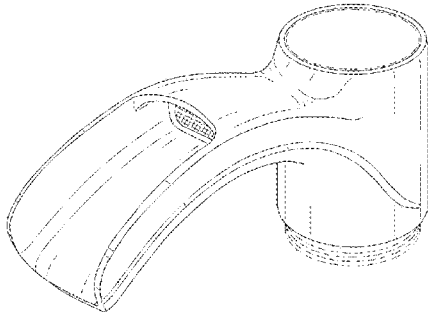
(57) **CLAIM**

The ornamental design for a faucet, as shown and described.

DESCRIPTION

FIG. 1 is a perspective view of the faucet showing my new design;
FIG. 2 is a right view thereof;
FIG. 3 is a left view thereof;
FIG. 4 is a front view thereof;
FIG. 5 is a rear view thereof;
FIG. 6 is a top perspective view thereof; and,
FIG. 7 is a bottom perspective view thereof.
The broken lines represent portions of the faucet that form no part of the claim.

1 Claim, 7 Drawing Sheets



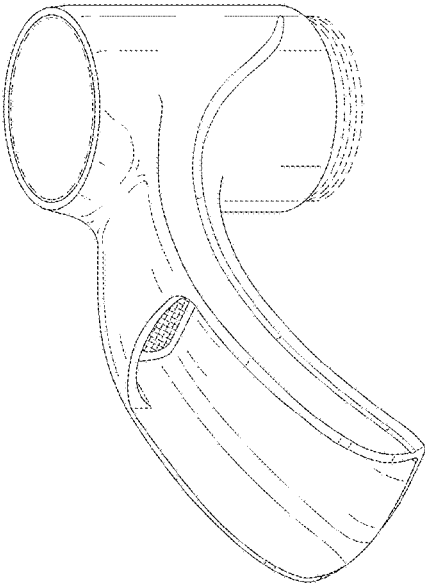


FIG.1

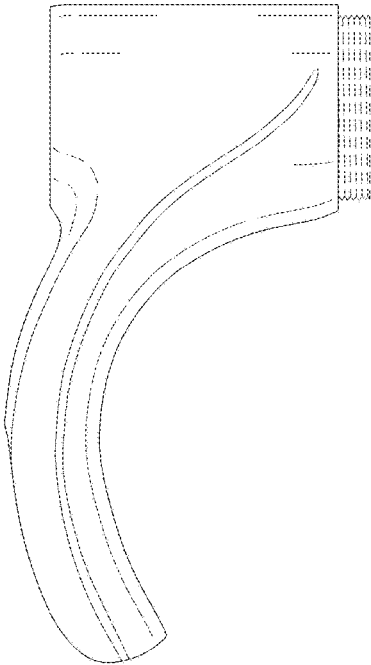


FIG.2

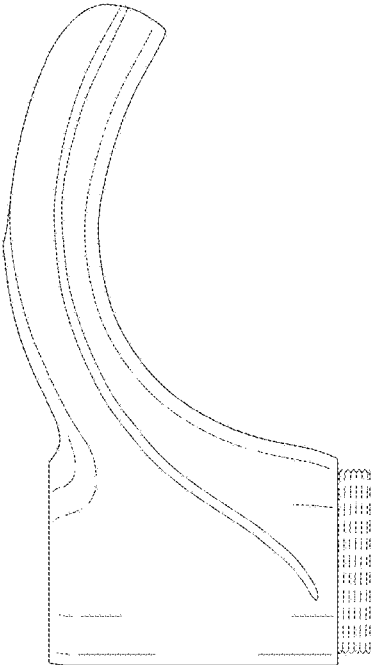


FIG.3

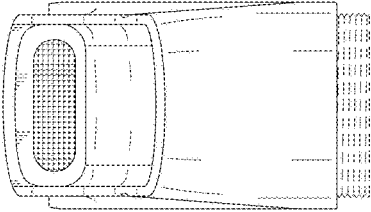


FIG.4

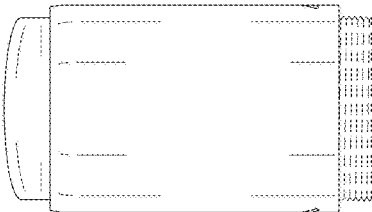


FIG.5

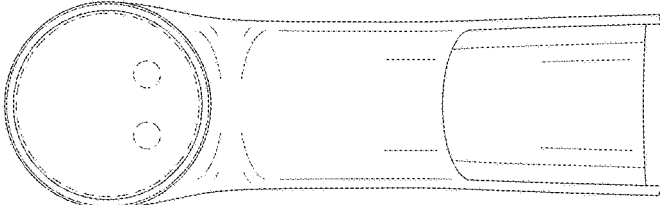


FIG.6

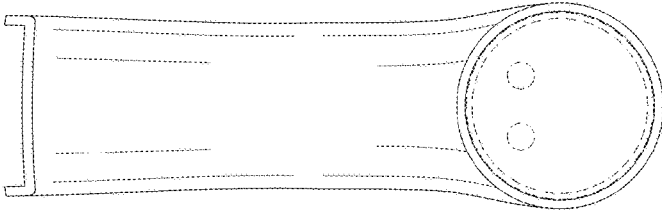


FIG. 7