



US00D689306S

(12) **United States Design Patent**
Fishman et al.

(10) **Patent No.:** **US D689,306 S**
(45) **Date of Patent:** **** Sep. 10, 2013**

(54) **SHELVING UNIT**

(71) Applicants: **Mark C. Fishman**, Cambridge, MA
(US); **Toshiko Mori**, New York, NY
(US); **Landon S. Brown**, Brooklyn, NY
(US)

(72) Inventors: **Mark C. Fishman**, Cambridge, MA
(US); **Toshiko Mori**, New York, NY
(US); **Landon S. Brown**, Brooklyn, NY
(US)

(73) Assignee: **Novartis Institutes for BioMedical Research, Inc.**, Cambridge, MA (US)

(**) Term: **14 Years**

(21) Appl. No.: **29/446,566**

(22) Filed: **Feb. 25, 2013**

(51) **LOC (9) Cl.** **06-06**

(52) **U.S. Cl.** **D6/675.1**
USPC

(58) **Field of Classification Search**
USPC D6/396-397, 407, 449-450, 455-461,
D6/466-486, 672-673, 675-675.1; 211/13,
211/163, 40-42; 312/107, 111
See application file for complete search history.

(56) **References Cited**

U.S. PATENT DOCUMENTS

D179,999 S * 4/1957 Wilson D6/479
2,806,606 A * 9/1957 Evans 108/27

2,825,101 A * 3/1958 Rubenstein 403/217
D247,273 S * 2/1978 Peters D6/571
D326,970 S * 6/1992 Allen D6/473
D334,977 S * 4/1993 Avari D23/387
5,855,175 A * 1/1999 Forbes 108/180
D450,518 S * 11/2001 Frederick D6/630
D518,979 S * 4/2006 Petitelerc D6/478
D552,900 S * 10/2007 Wilenius D6/509
D607,667 S * 1/2010 Cayouette D6/449
D665,198 S * 8/2012 Levy et al. D6/478
2002/0178979 A1 * 12/2002 Tidemann 108/186
2012/0325763 A1 * 12/2012 Loy et al. 211/134

* cited by examiner

Primary Examiner — Kelley Donnelly

(74) *Attorney, Agent, or Firm* — Morrison & Foerster LLP

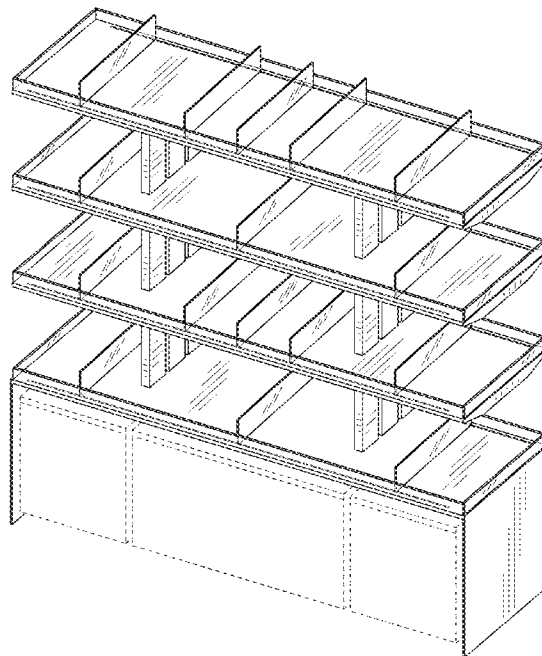
(57) **CLAIM**

The ornamental design for a shelving unit, as shown and described.

DESCRIPTION

FIG. 1 is a top perspective view of a shelving unit;
FIG. 2 is a front view of the shelving unit.
FIG. 3 is a back view of the shelving unit.
FIG. 4 is a first side view of the shelving unit.
FIG. 5 is a second side view, opposite of the first side view, of the shelving unit.
FIG. 6 is a top view of the shelving unit.
FIG. 7 is a bottom view of the shelving unit; and,
FIG. 8 is a bottom perspective view of the shelving unit.
The dotted line illustrations of under-shelf storage modules on casters are for illustrative purposes of the environment of the shelving unit and form no part of the claimed design.

1 Claim, 4 Drawing Sheets






FIG. 1

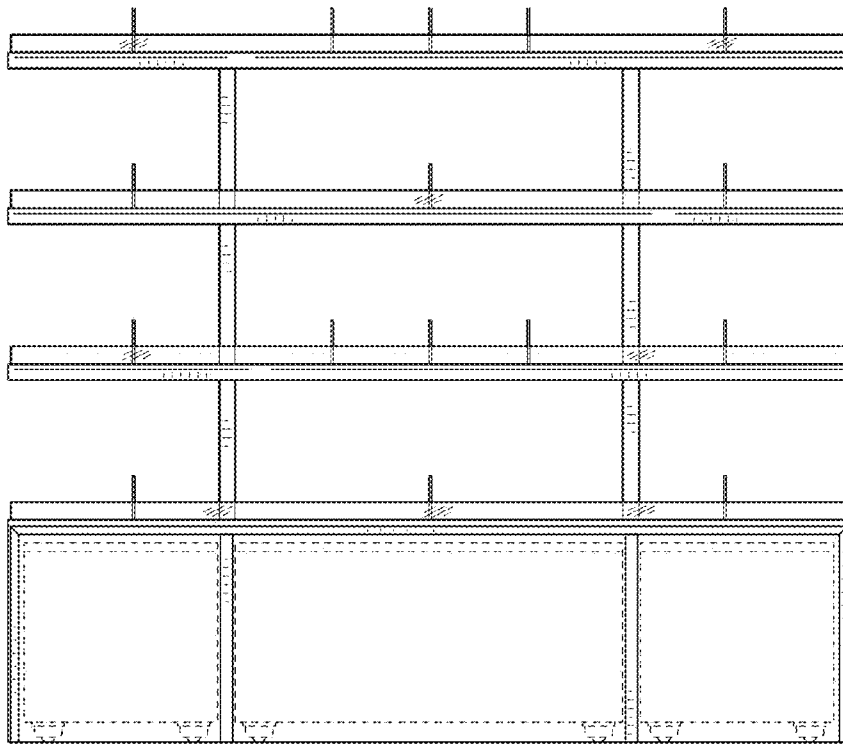


FIG. 2

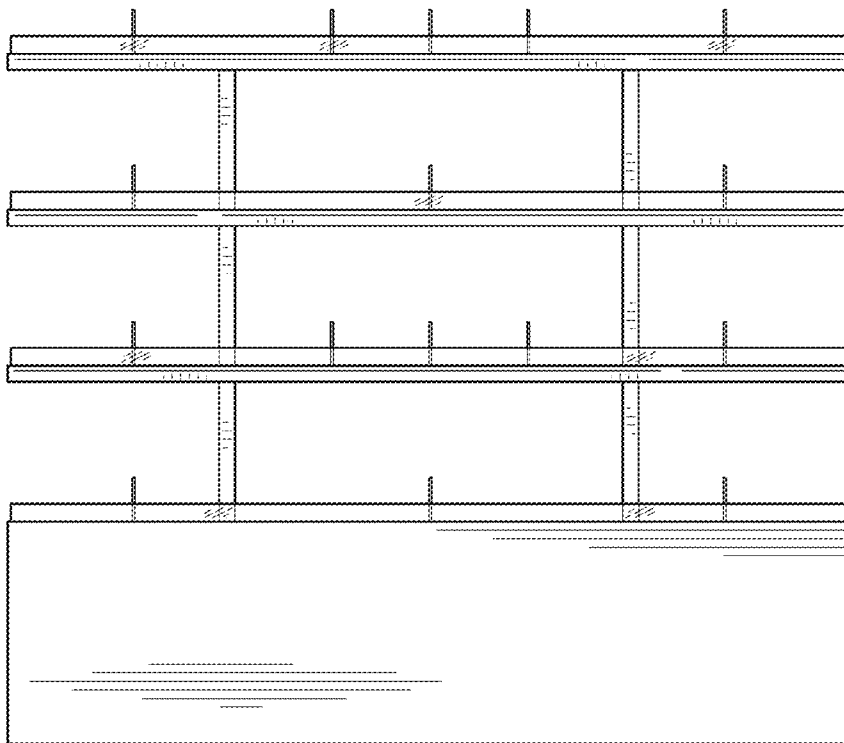


FIG. 3

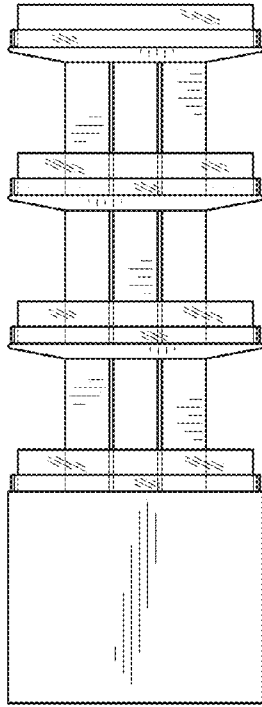


FIG. 4

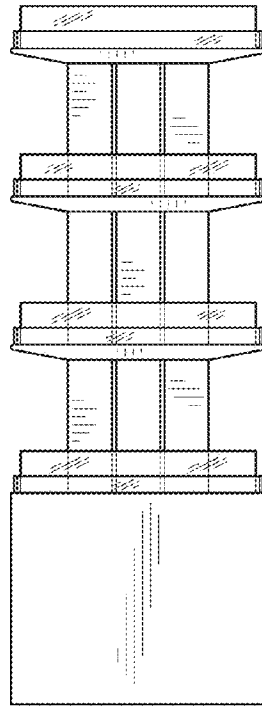


FIG. 5

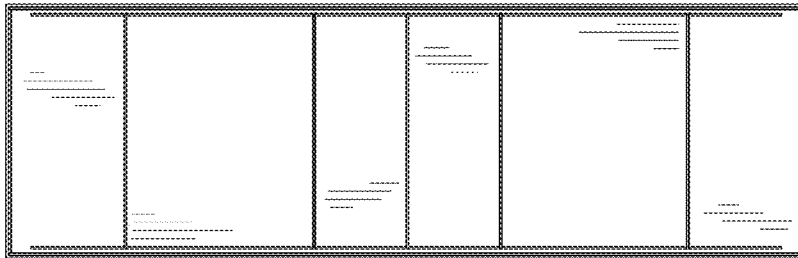


FIG. 6




FIG. 7

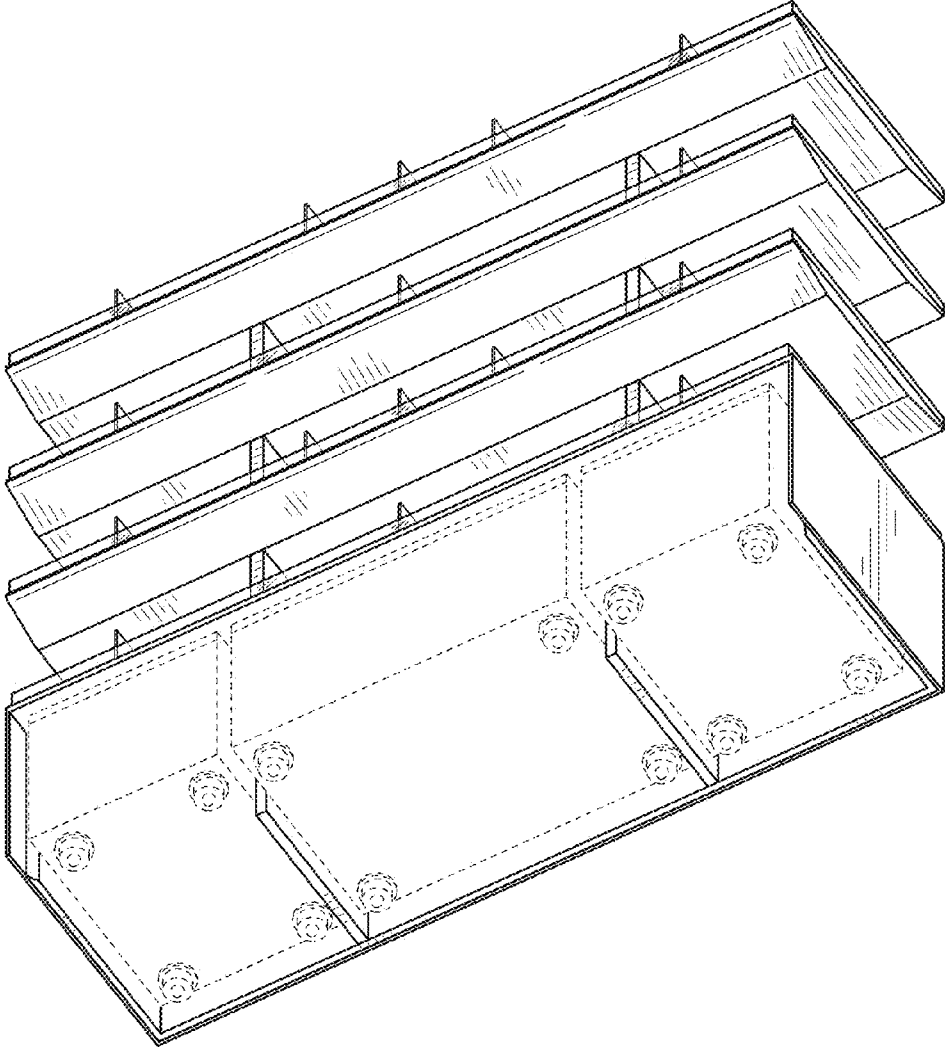


FIG. 8