



US00D652910S

(12) **United States Design Patent**
Duffy

(10) **Patent No.:** **US D652,910 S**

(45) **Date of Patent:** **** *Jan. 24, 2012**

(54) **FILTER CARTRIDGE**

(75) Inventor: **Dean R. Duffy**, Woodbury, MN (US)

(73) Assignee: **3M Innovative Properties Company**,
St. Paul, MN (US)

(*) Notice: This patent is subject to a terminal disclaimer.

(**) Term: **14 Years**

(21) Appl. No.: **29/331,804**

(22) Filed: **Feb. 2, 2009**

(51) **LOC (9) Cl.** **29-02**

(52) **U.S. Cl.** **D24/110.1**

(58) **Field of Classification Search** D24/110.1,
D24/110.2, 110.3, 110.5, 110.6, 162, 165,
D24/205; D23/365; 55/DIG. 35; 128/202.27,
128/205.25, 205.29, 206.12, 206.15, 206.17,
128/206.21, 206.28
See application file for complete search history.

(56) **References Cited**

U.S. PATENT DOCUMENTS

2,295,119	A *	9/1942	Malcom et al.	128/206.17
2,733,776	A *	2/1956	Garellick	128/205.29
2,744,523	A *	5/1956	Malcom, Jr. et al.	128/206.17
3,142,549	A *	7/1964	Klusewitz et al.	128/206.17
3,161,491	A *	12/1964	Gongoll et al.	128/206.17
4,207,882	A *	6/1980	Lemere	128/206.15
RE35,062	E *	10/1995	Brostrom et al.	128/206.12
5,579,761	A *	12/1996	Yuschak et al.	128/206.17
6,044,842	A *	4/2000	Pereira et al.	128/202.27
6,298,849	B1 *	10/2001	Scholey et al.	128/205.27
6,408,845	B1 *	6/2002	Pereira et al.	128/202.22
D477,401	S *	7/2003	Petherbridge et al.	D24/110.1
6,761,169	B2 *	7/2004	Eswarappa	128/205.27

RE39,493	E *	2/2007	Yuschak et al.	128/206.17
7,559,323	B2 *	7/2009	Hacke et al.	128/206.12
2006/0283453	A1 *	12/2006	Haddad	128/205.29

OTHER PUBLICATIONS

North Safety Respiratory Protection Catalog, p. 16, retrieved from the internet on Jan. 19, 2009, <http://www.linkpath.com/index2gisufm.php?t=N1>.
 3M 2091 Filter Cartridge.
 3M 2135 Filter Cartridge.
 3M 60921 Filter Cartridge.
 3M 7001K-100 Filter Cartridge.
 AOSafety Conform 8000 Filter Cartridge.
 MSA Flexi-Filter P100 Filter Cartridge.
 North 75FFP100 Filter Cartridge.
 North 75FFP100 Filter Cartridge—discontinued version.
 Product sample of Conwed Thermanet.
 Conwed Thermanet® web literature, retrieved from the Internet on Jul. 8, 2009, <http://www.conwedplastics.com/productdetail.asp?DocID=136>.

* cited by examiner

Primary Examiner — Wan Laymon

(74) Attorney, Agent, or Firm — Karl G. Hanson

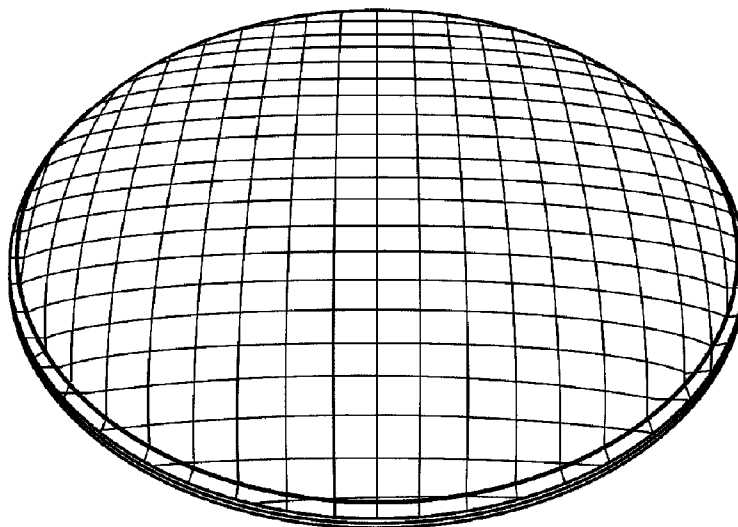
(57) **CLAIM**

The ornamental design for a filter cartridge, as shown and described.

DESCRIPTION

FIG. 1 is a front perspective view of a filter cartridge, showing my new design;
 FIG. 2 is a front view thereof;
 FIG. 3 is a rear view thereof; and,
 FIG. 4 is a side view thereof.
 The broken lines, showing portions of a filter cartridge, are included for the purpose of illustrating environmental structure and form no part of the claimed design.

1 Claim, 2 Drawing Sheets



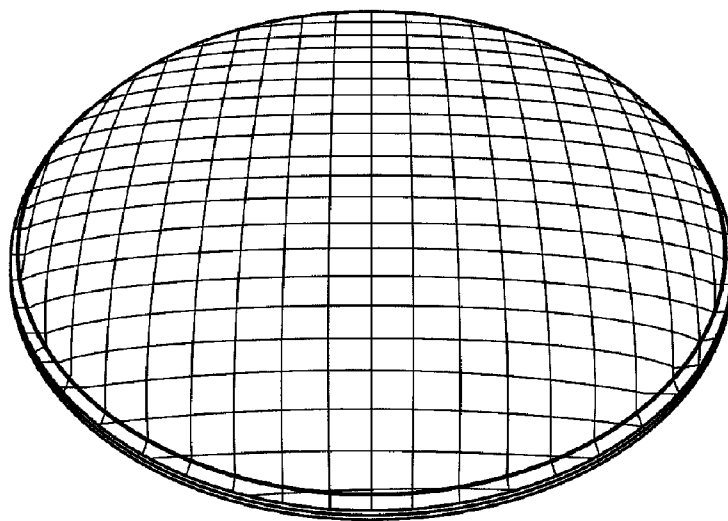


Fig. 1

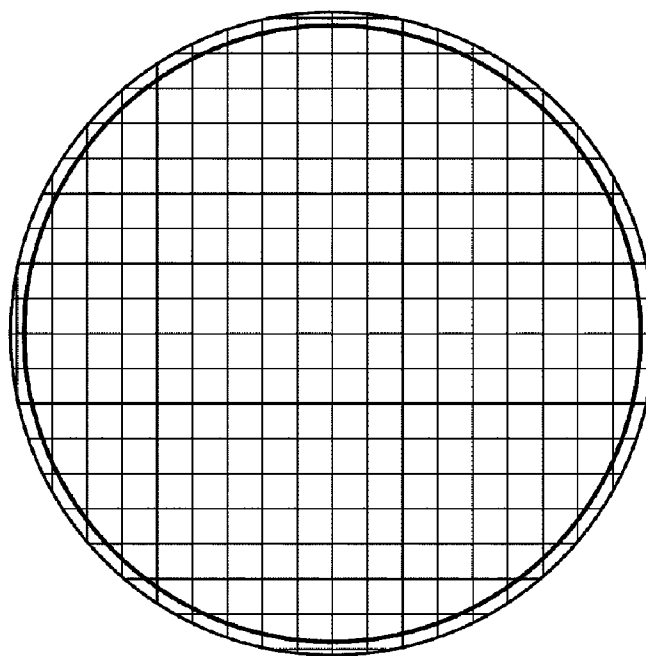


Fig. 2

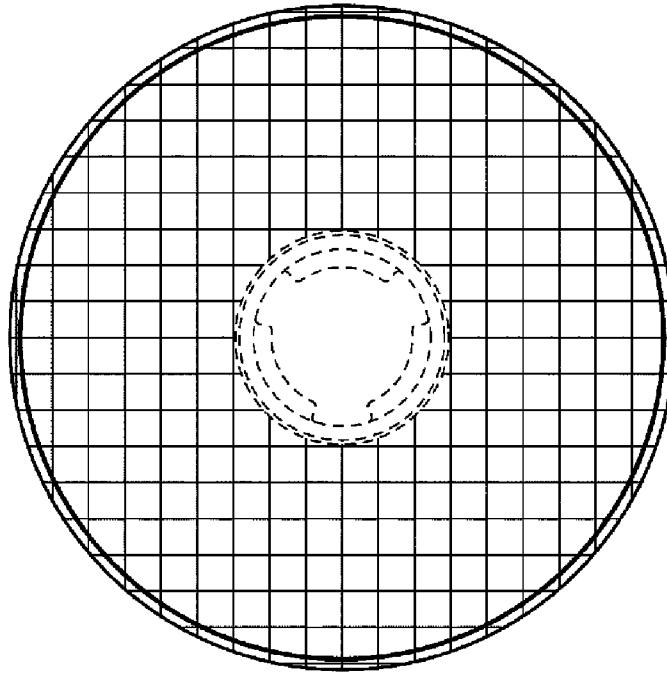


Fig. 3

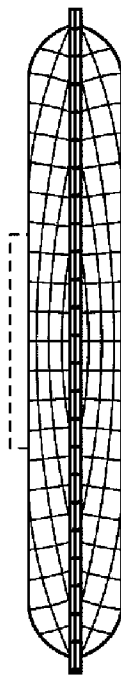


Fig. 4