



US00D688876S

(12) **United States Design Patent**  
**Xi et al.**

(10) **Patent No.:** **US D688,876 S**

(45) **Date of Patent:** **\*\* Sep. 3, 2013**

(54) **ORAL CARE IMPLEMENT**

(71) Applicant: **Colgate-Palmolive Company**, New York, NY (US)

(72) Inventors: **Wen Jin Xi**, Shanghai (CN); **Yu Liu**, Jiangsu (CN); **Jian Rong Zhou**, Jiangsu (CN)

(73) Assignee: **Colgate-Palmolive Company**, New York, NY (US)

(\*\*) Term: **14 Years**

(21) Appl. No.: **29/444,010**

(22) Filed: **Jan. 25, 2013**

**Related U.S. Application Data**

(62) Division of application No. 29/381,603, filed on Dec. 21, 2010, now Pat. No. Des. 675,831.

(51) **LOC (9) Cl.** ..... **04-02**

(52) **U.S. Cl.**  
USPC ..... **D4/108**

(58) **Field of Classification Search**  
USPC ..... D4/101, 104-112, 132-134, 136, D4/138; 15/110, 143.1, 159.1, 160, 167.1, 15/167.2; D28/46, 48; 16/430; 132/308-311; 601/139, 141; 606/161

See application file for complete search history.

(56) **References Cited**

U.S. PATENT DOCUMENTS

5,269,038	A	12/1993	Bradley
5,651,158	A	7/1997	Halm
D404,205	S	1/1999	Hohlbein
6,357,074	B1	3/2002	Wehrauch
6,687,940	B1	2/2004	Gross et al.
6,859,969	B2	3/2005	Gavney, Jr. et al.
6,983,507	B2	1/2006	McDougall
7,725,972	B2	6/2010	Berde et al.
8,046,864	B2	11/2011	Baertschi et al.

D661,490	S	6/2012	Jin et al.
8,240,936	B2	8/2012	Vazquez et al.
2006/0026784	A1	2/2006	Moskovich et al.

FOREIGN PATENT DOCUMENTS

CN	1207655	2/1999
CN	1438846	8/2003
CN	3334801	11/2003

(Continued)

OTHER PUBLICATIONS

CN 3587494 Registered Design Application, (Li Zhiming) Dec. 13, 2006, [online], [retrieved on Sep. 19, 2012] Retrieved from the Questel Intellectual Property Portal Design Database using the Internet: <URL: http://www.orbit.com>.

(Continued)

*Primary Examiner* — Melanie H Tung

*Assistant Examiner* — Lavone D Tabor

(74) *Attorney, Agent, or Firm* — Ryan M. Flandro


(57) **CLAIM**

The ornamental design for an oral care implement, as shown and described.

**DESCRIPTION**

FIG. 1 is a front perspective view of an oral care implement according to the new design;  
FIG. 2 is a rear perspective view thereof;  
FIG. 3 is a front view thereof;  
FIG. 4 is a rear view thereof;  
FIG. 5 is a left side view thereof;  
FIG. 6 is a right side view thereof;  
FIG. 7 is a top view thereof; and,  
FIG. 8 is a bottom view thereof.  
The broken lines showing bristles and a handle illustrate portions of the oral care implement that form no part of the claimed design.

**1 Claim, 4 Drawing Sheets**



(56)

**References Cited**

FOREIGN PATENT DOCUMENTS

CN	1142736	3/2004
CN	3416209	1/2005
CN	3463102	7/2005
CN	1674808	9/2005
CN	1700873	11/2005
CN	1708247	12/2005
CN	1856263	11/2006
CN	3598952	1/2007
CN	301000158	9/2009
DE	29913656	12/1999

DE	202005009026	11/2005
DE	102006024874	11/2007
EP	0336641	10/1989
KR	30-0474368	12/2007
WO	WO92/17093	10/1992
WO	WO97/20484	6/1997

OTHER PUBLICATIONS

DE 40603004-0015 Registered Design Application (Braun GmBh)  
Oct. 10, 2006, [online], [retrieved on Sep. 19, 2012]. Retrieved from  
the Designs Register of the German Patent and Trade Mark Office  
using the Internet: <URL: <http://register.dmpa.de>>.

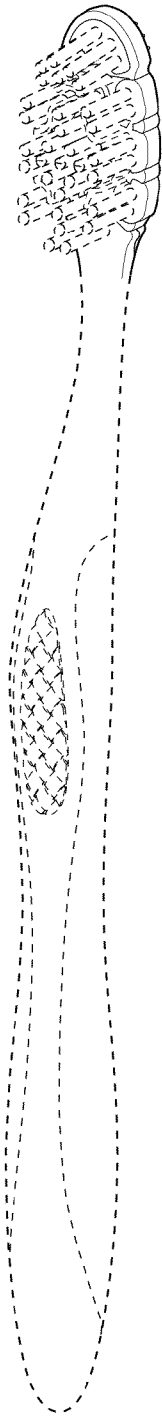


FIG. 1

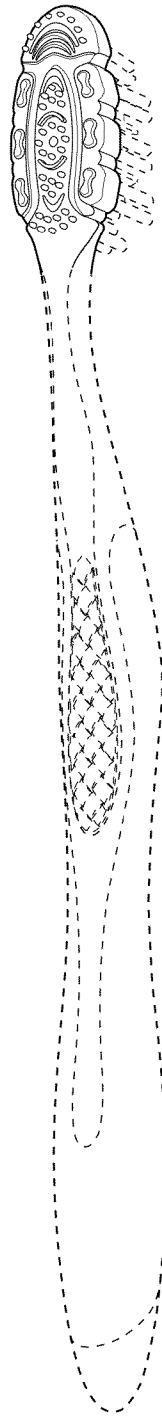


FIG. 2




FIG. 3



FIG. 4

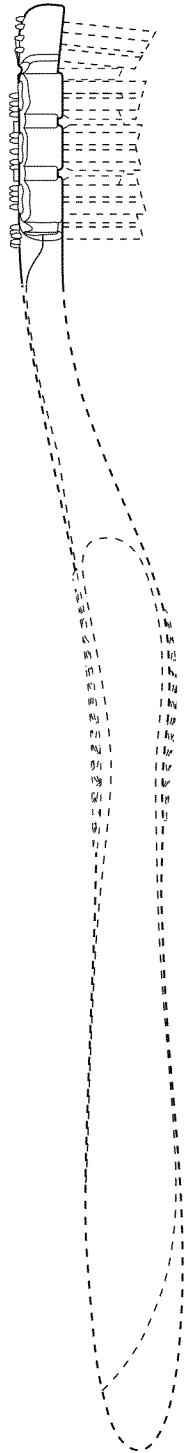


FIG. 5




FIG. 6




FIG. 7



FIG. 8