



US00D832318S

(12) **United States Design Patent**
Ota et al.

(10) **Patent No.:** **US D832,318 S**
(45) **Date of Patent:** **** Oct. 30, 2018**

(54) **DRILL BIT TIP**
(71) Applicant: **mitsubishi materials corporation**, Tokyo (JP)
(72) Inventors: **Hiroshi Ota**, Anpachi-gun (JP); **Yasutaka Tomita**, Anpachi-gun (JP)
(73) Assignee: **mitsubishi materials corporation**, Tokyo (JP)
(**) Term: **15 Years**
(21) Appl. No.: **29/590,668**
(22) Filed: **Jan. 12, 2017**

4,981,328 A * 1/1991 Stiffler E21B 10/56 299/111
5,025,875 A * 6/1991 Witt E21B 10/38 175/393
5,159,857 A * 11/1992 Jurewicz B22F 7/06 76/108.2
5,161,859 A * 11/1992 Larsson B28D 1/188 299/111
5,172,777 A * 12/1992 Siracki E21B 10/16 175/374
5,423,719 A * 6/1995 Jennings B23P 11/005 407/33
5,588,497 A * 12/1996 Thorburn E21B 10/56 175/413

(Continued)

(30) **Foreign Application Priority Data**
Jul. 14, 2016 (JP) 2016-015112
(51) **LOC (11) Cl.** **15-09**
(52) **U.S. Cl.**
USPC **D15/139**
(58) **Field of Classification Search**
USPC D8/70; D15/131, 138, 139
CPC E21B 10/38; E21B 10/56
See application file for complete search history.

FOREIGN PATENT DOCUMENTS

JP 1356849 S 4/2009
JP 1365686 S 7/2009
JP 1365912 S 7/2009

Primary Examiner — Patricia A Palasik
(74) *Attorney, Agent, or Firm* — Locke Lord LLP

(57) **CLAIM**

The ornamental design for a drill bit tip, as shown and described.

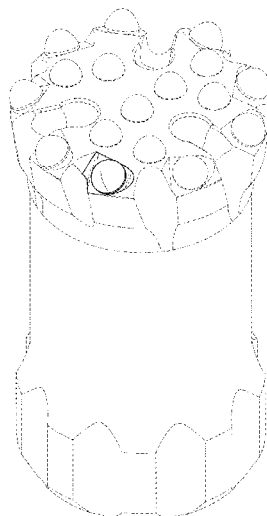
DESCRIPTION

FIG. 1 is a perspective view of a drill bit tip.
FIG. 2 is a front elevation view thereof.
FIG. 3 is a rear elevation view thereof.
FIG. 4 is a left side elevation view thereof.
FIG. 5 is a right side elevation view thereof.
FIG. 6 is a top plan view thereof.
FIG. 7 is a bottom plan view thereof; and,
FIG. 8 is an enlarged perspective view near the portion for which registration is sought.
The broken lines in the drawings depict unclaimed environmental subject matter.

1 Claim, 8 Drawing Sheets

(56) **References Cited**
U.S. PATENT DOCUMENTS

4,296,825 A * 10/1981 Larsson E21B 10/38 175/417
4,304,312 A * 12/1981 Larsson E21B 10/38 175/400
4,572,307 A * 2/1986 Tunell E21B 10/56 175/417
4,607,712 A * 8/1986 Larsson E21B 10/56 175/426
4,705,124 A * 11/1987 Abrahamson B21K 5/02 175/426
4,716,976 A * 1/1988 Isakov E21B 10/38 175/415



(56)

References Cited

U.S. PATENT DOCUMENTS

5,794,728 A *	8/1998	Palmberg	E21B 10/56	2005/0161264 A1 *	7/2005	Bjork	E21B 10/56
			175/400				175/418
5,845,547 A *	12/1998	Sollami	E21B 10/56	2006/0060389 A1 *	3/2006	Hadin	E21B 10/38
			175/420.1				175/415
5,881,828 A *	3/1999	Fischer	E21B 10/56	2006/0157285 A1 *	7/2006	Cannon	E21B 10/36
			175/374				175/374
5,890,551 A *	4/1999	Liljebrand	E21B 10/56	2006/0162965 A1 *	7/2006	Hadin	E21B 10/36
			175/414				175/296
6,073,711 A *	6/2000	Ingmarsson	E21B 10/56	2007/0137900 A1 *	6/2007	Bjork	E21B 10/38
			175/420.2				175/414
6,119,798 A *	9/2000	Fischer	E21B 10/46	2010/0275425 A1 *	11/2010	Hall	B23P 6/00
			175/420.2				29/402.06
6,199,451 B1 *	3/2001	Sollami	E21B 10/56	2012/0325558 A1 *	12/2012	Lundberg	E21B 10/38
			175/426				175/57
6,199,645 B1 *	3/2001	Anderson	E21B 10/56	2013/0048387 A1 *	2/2013	Stenberg	E21B 10/36
			175/426				175/420.1
D454,143 S *	3/2002	Asberg	D15/139	2014/0182939 A1 *	7/2014	Bhatia	E21B 10/36
6,592,304 B1 *	7/2003	Kammerer	B22F 7/06				175/57
			403/268	2014/0291035 A1 *	10/2014	Seppala	E21B 10/56
D574,403 S *	8/2008	Brady	D15/139				175/418
D611,512 S *	3/2010	Sundin	D15/139	2014/0361601 A1 *	12/2014	Bush	E21B 10/56
D611,970 S *	3/2010	Sundin	D15/139				299/105
D705,827 S *	5/2014	Hammargren	D15/139	2015/0060151 A1 *	3/2015	Fang	E21B 10/46
2002/0153174 A1 *	10/2002	Linden	E21B 10/56				175/430
			175/426	2015/0308198 A1 *	10/2015	Cho	E21B 10/43
2004/0040752 A1 *	3/2004	Brandenberg	B22D 19/06				175/426
			175/420.1	2016/0069134 A1 *	3/2016	Carlsson	E21B 1/00
2004/0182610 A1 *	9/2004	Mocivnik	E21B 10/56				175/57
			175/415	2016/0090791 A1 *	3/2016	Persson	E21B 10/36
2005/0000317 A1 *	1/2005	Liang	B22F 3/156				175/415
			75/241	2016/0273275 A1 *	9/2016	Mattson	E21B 10/36
				2016/0348442 A1 *	12/2016	Rindeskar	E21B 10/40

* cited by examiner

FIG. 1

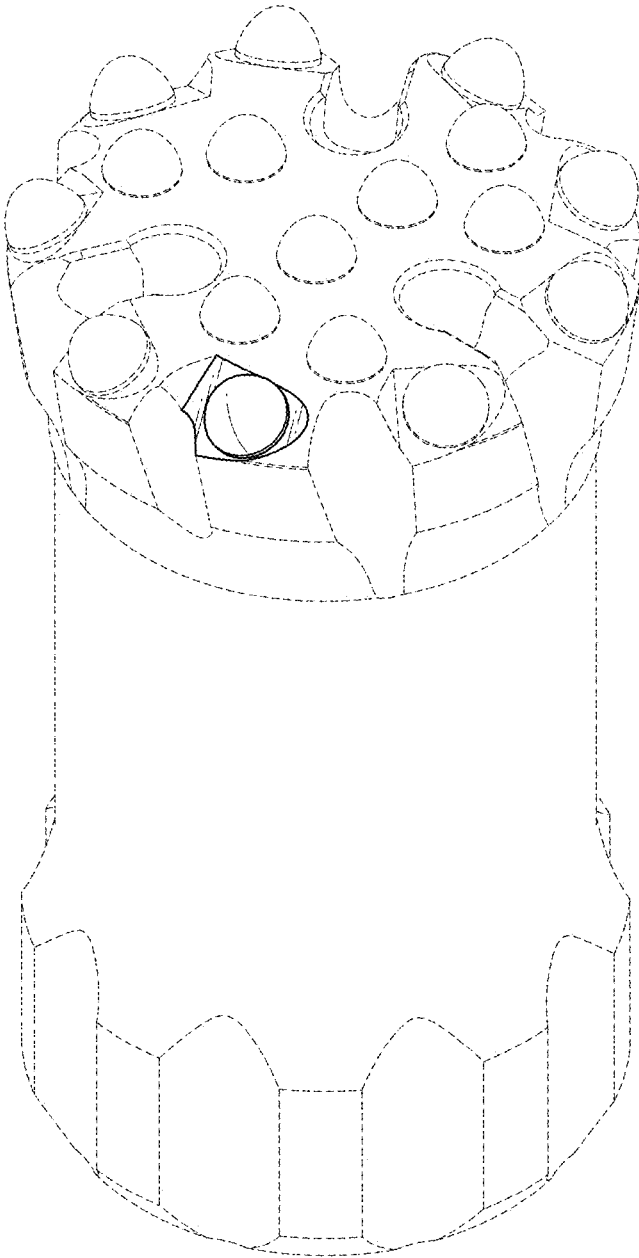


FIG. 2

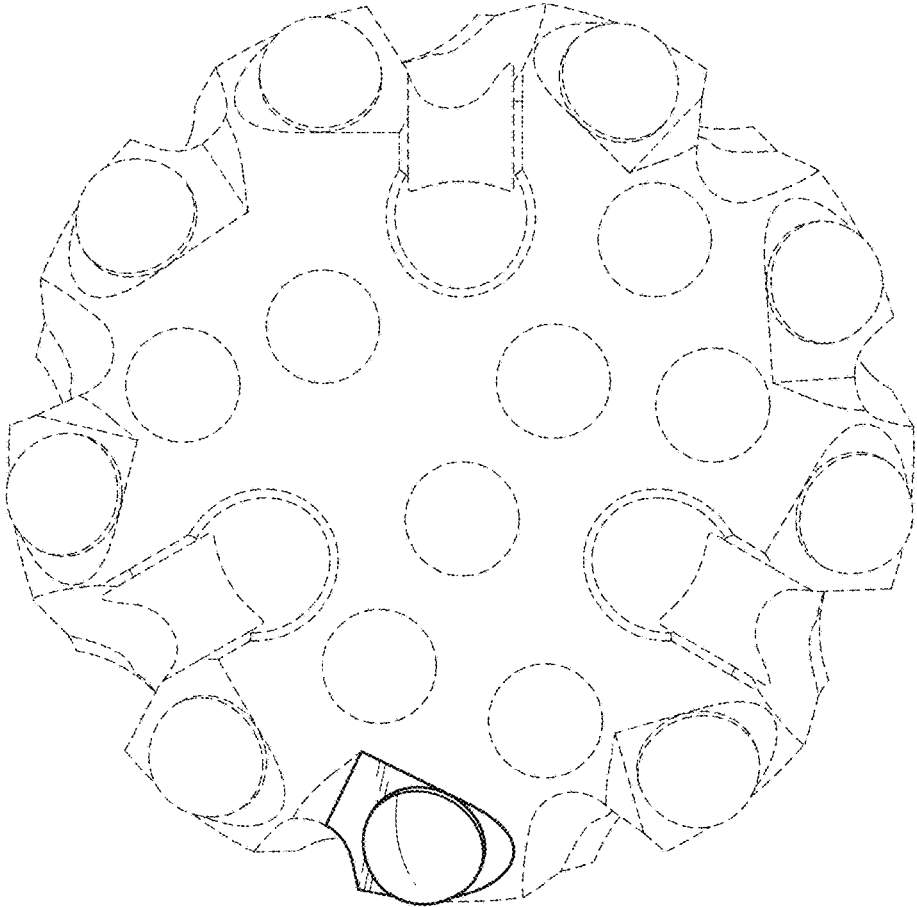


FIG. 3

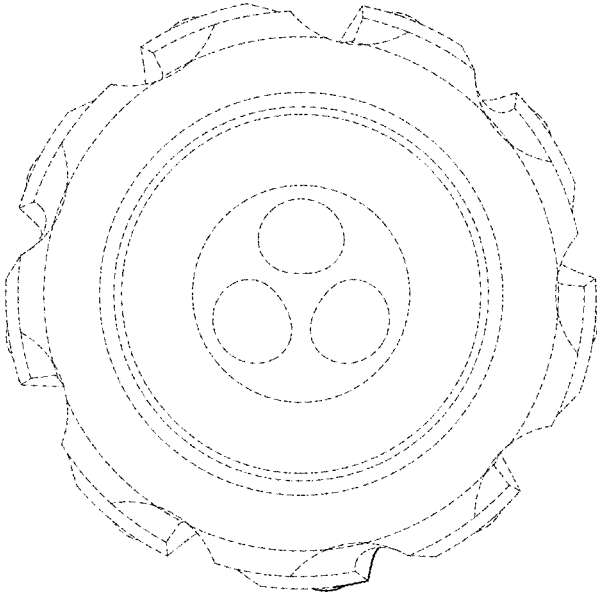


FIG. 4

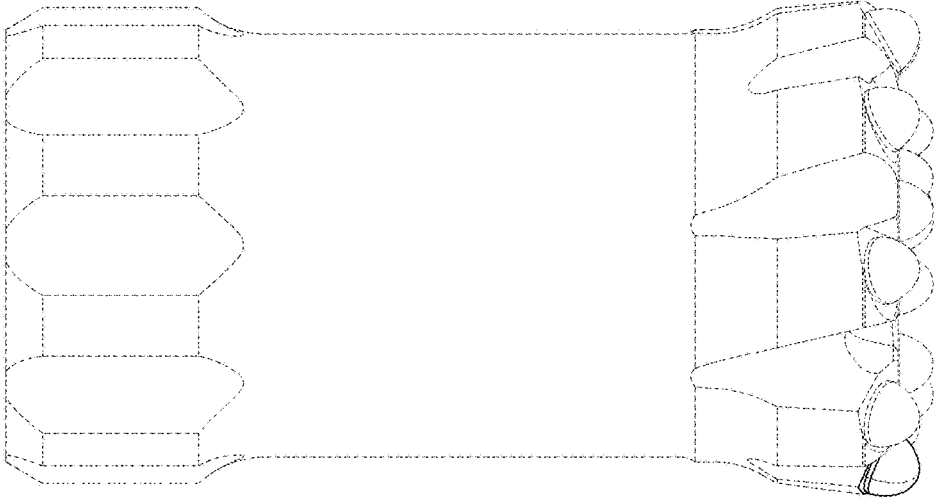


FIG. 5




FIG. 6

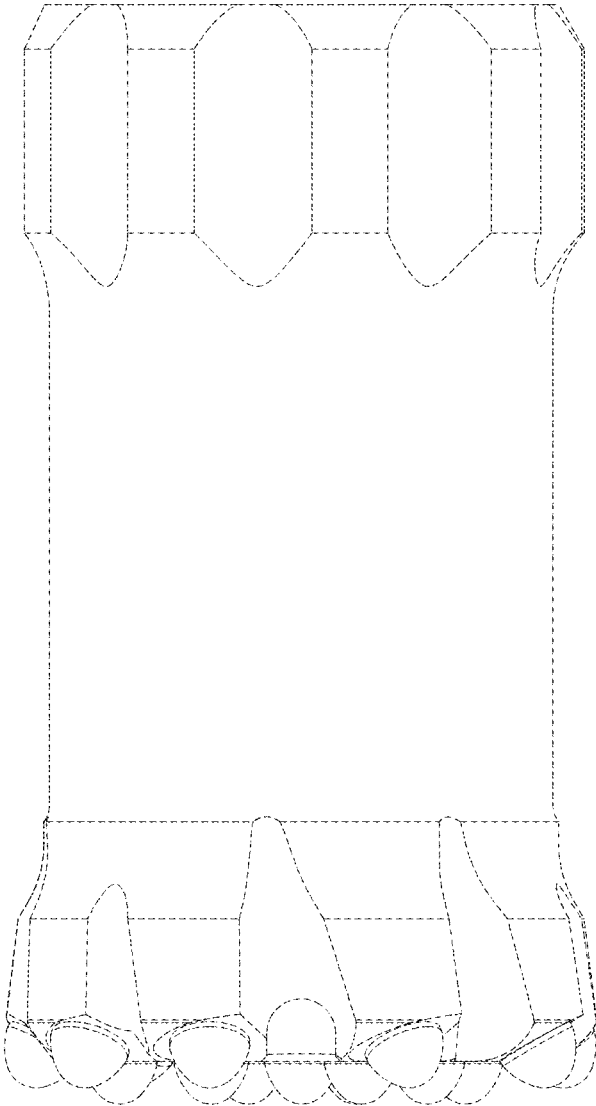


FIG. 7

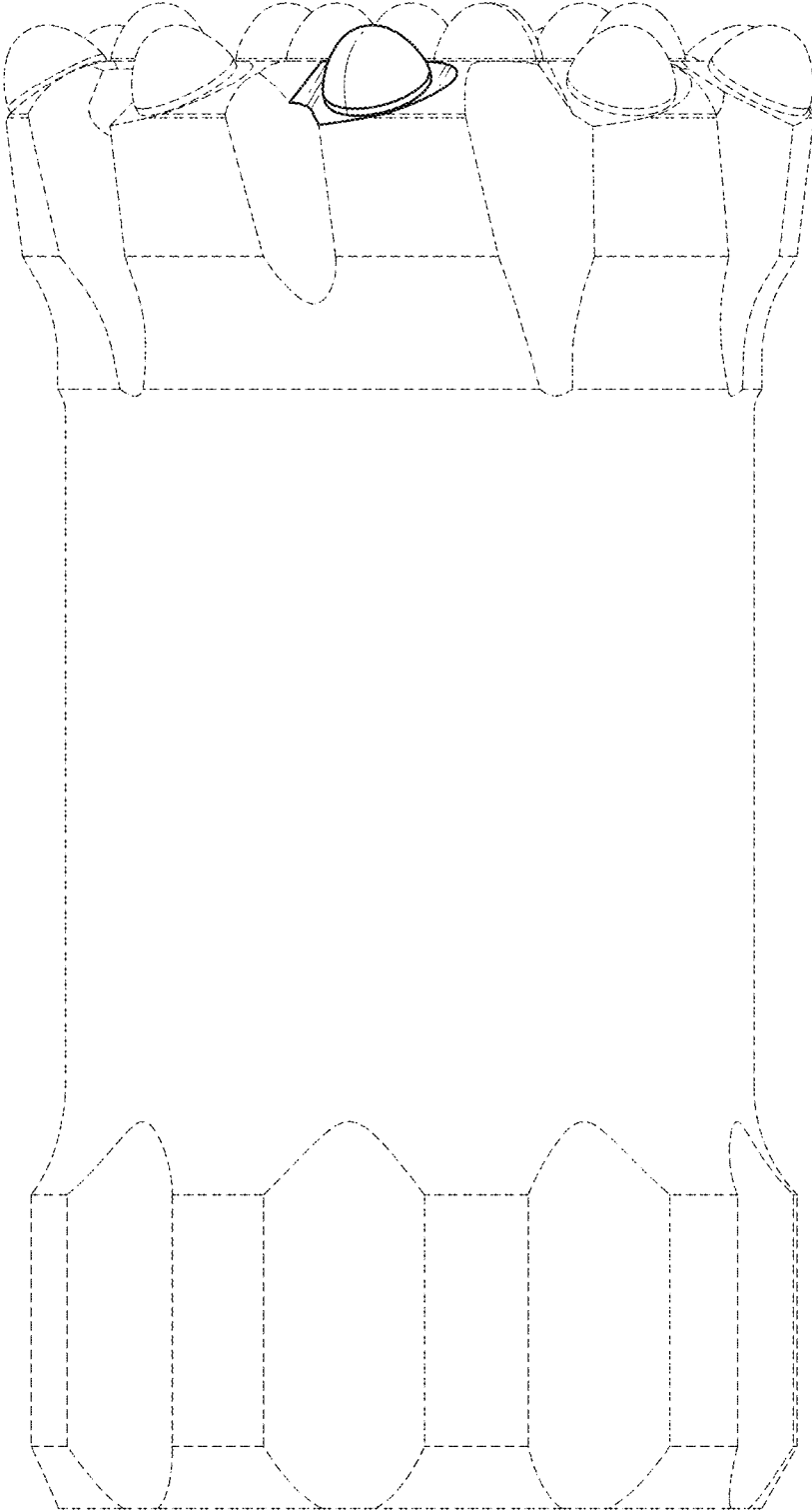


FIG. 8

