



US00D680350S

(12) **United States Design Patent**
Peake-Atkins et al.

(10) **Patent No.:** **US D680,350 S**

(45) **Date of Patent:** **** Apr. 23, 2013**

(54) **DISPLAY RACK FOR PAINT CHIPS**

(75) Inventors: **Sean Peake-Atkins**, Toronto (CA);
James A. Morison, Ajax (CA)

(73) Assignee: **Gorrie Marketing Services**,
Mississauga (CA)

(**) Term: **14 Years**

(21) Appl. No.: **29/390,227**

(22) Filed: **Apr. 21, 2011**

(51) **LOC (9) Cl.** **06-06**

(52) **U.S. Cl.**

USPC **D6/437**

(58) **Field of Classification Search** D6/329,
D6/396-397, 410-411, 415, 436-437, 443,
D6/449-450, 459-461, 462-465, 470-471,
D6/480-481, 492-494, 509-511, 553; 312/107,
312/114, 117-118, 140.1, 204
See application file for complete search history.

(56) **References Cited**

U.S. PATENT DOCUMENTS

D173,627	S	*	12/1954	Nichols	D6/473
D245,738	S	*	9/1977	Latanzi	D6/408
4,765,492	A	*	8/1988	Howard et al.	211/55
D318,767	S	*	8/1991	Schneider et al.	D6/408
D398,462	S	*	9/1998	Baluk et al.	D6/476
D412,253	S	*	7/1999	Brozak, Jr.	D6/470
D417,797	S	*	12/1999	Zaidman	D6/397
D417,977	S	*	12/1999	Veto	D6/465
D442,796	S	*	5/2001	Brozak, Jr.	D6/409
D497,269	S	*	10/2004	Richardson et al.	D6/436
D530,940	S	*	10/2006	Raile	D6/479

D533,734	S	*	12/2006	Campbell	D6/467
D547,569	S	*	7/2007	Yan	D6/474
D559,589	S	*	1/2008	Stellon-Solimine et al.	..	D6/473
D578,804	S	*	10/2008	Norman et al.	D6/468
D585,911	S	*	2/2009	Miyabayashi et al.	D15/79
D598,220	S	*	8/2009	Sparkowski	D6/464
D641,571	S	*	7/2011	Feldman et al.	D6/468
D641,986	S	*	7/2011	Giroux et al.	D6/396
D641,989	S	*	7/2011	Giroux et al.	D6/396
D661,922	S	*	6/2012	Mitri	D6/436
D669,284	S	*	10/2012	Canavan et al.	D6/473

* cited by examiner

Primary Examiner — Kelley Donnelly

(74) *Attorney, Agent, or Firm* — Bereskin & Parr
LLP/S.E.N.C.R.L., s.r.l.

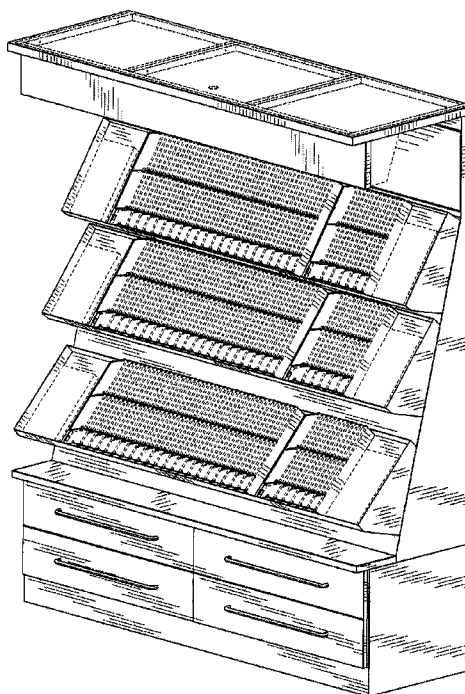
(57) **CLAIM**

The ornamental design for a display rack for paint chips, as shown and described.

DESCRIPTION

FIG. 1 is a front perspective view of a first embodiment of the a display rack for paint chips;
FIG. 2 is a front elevation view thereof;
FIG. 3 is a side elevation view thereof; the other side being identical;
FIG. 4 is a front perspective view of a second embodiment of the display rack for paint chips;
FIG. 5 is a front elevation view thereof; and,
FIG. 6 is a side elevation view thereof; the other side being identical.
The broken lines showing is included for the purpose of illustrating environment of the design and forms no part of the claimed design.

1 Claim, 5 Drawing Sheets



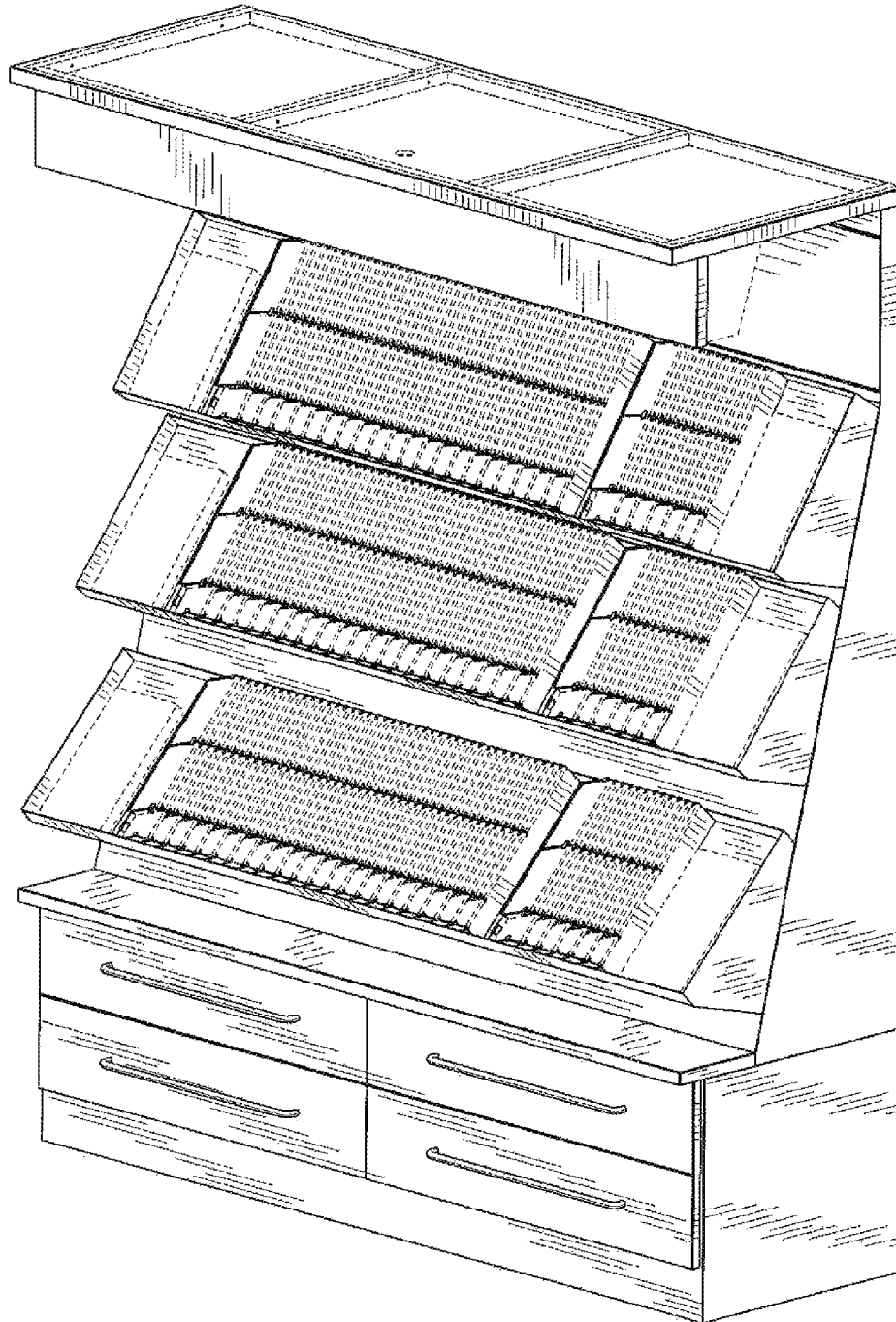


FIG. 1

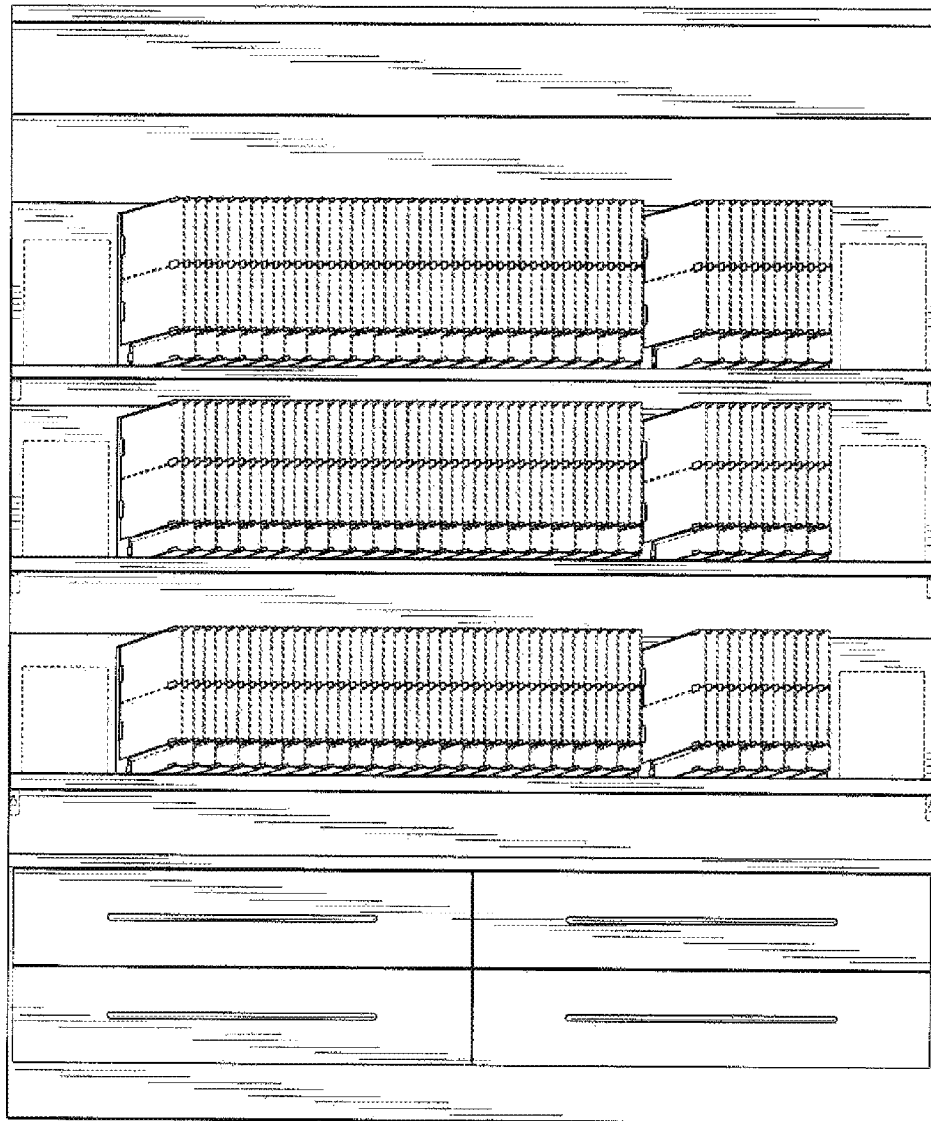


FIG. 2

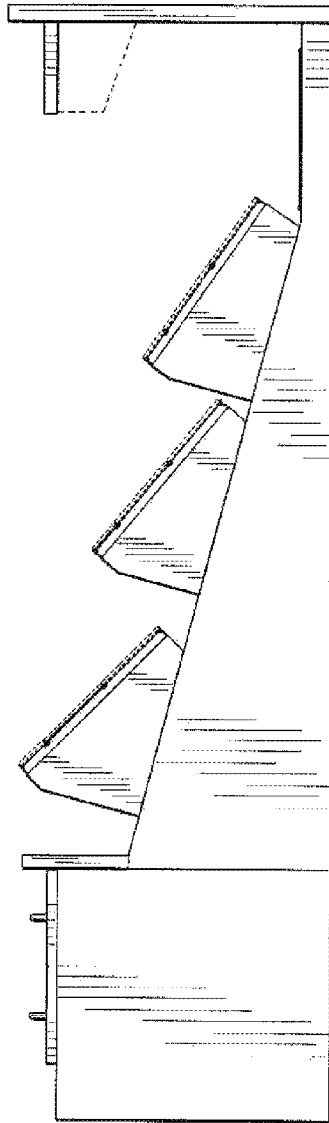


FIG. 3

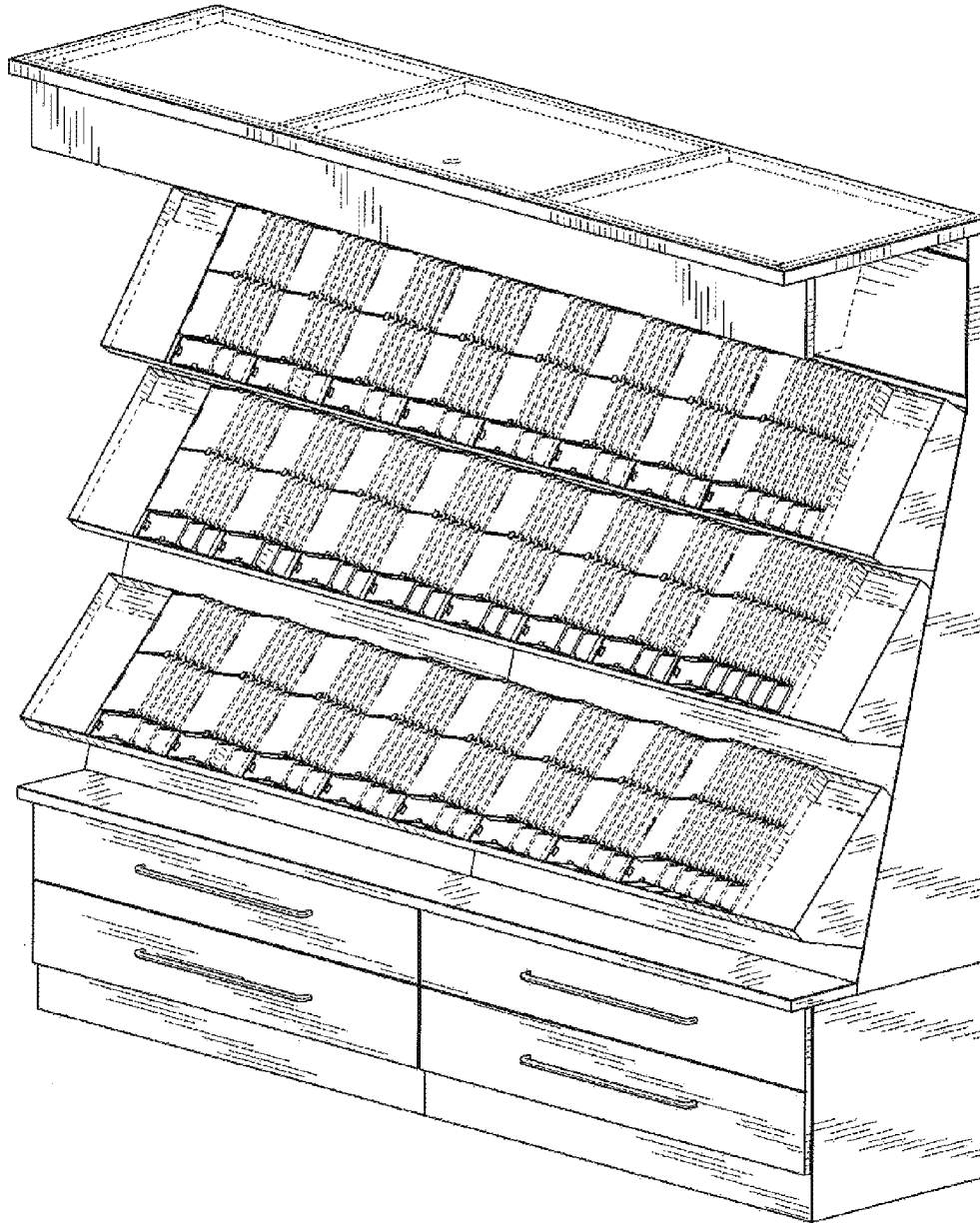


FIG. 4

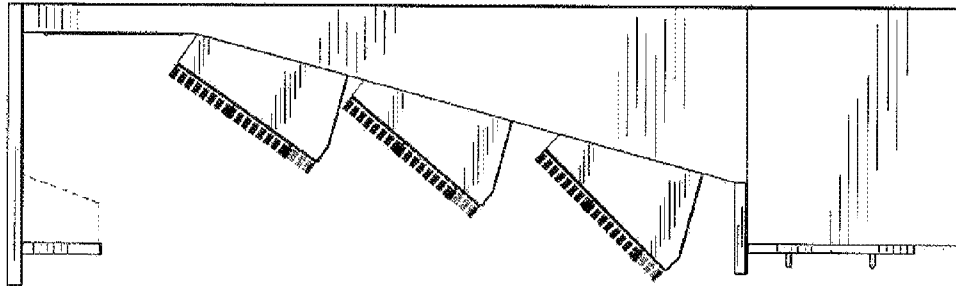


FIG. 6

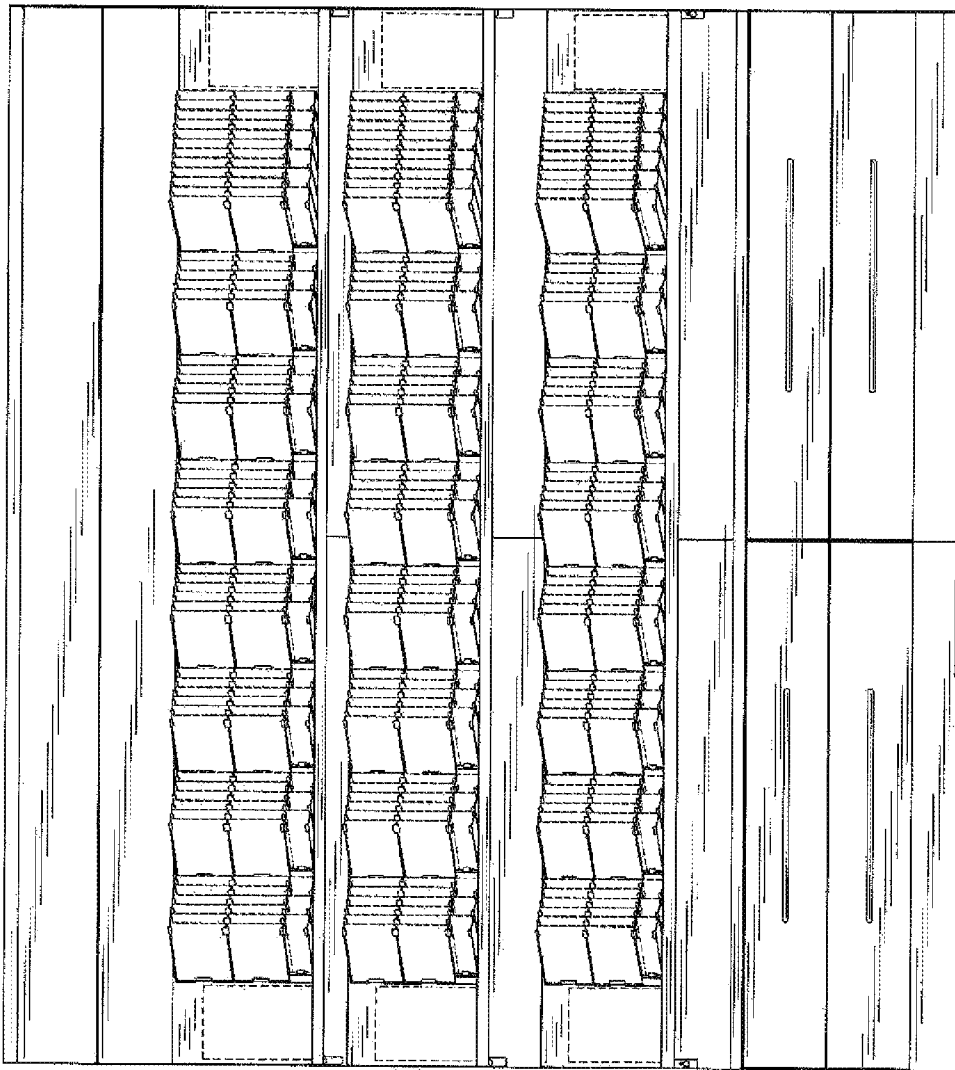


FIG. 5