

[54] **HAND HELD DATA ENTRY TERMINAL**

[75] **Inventors: Gilbert Pedinielli, Borron; Daniel Richelet, St. Barnabe, both of France**

[73] **Assignee: International Business Machines Corp., Armonk, N.Y.**

[\*\*] **Term: 14 Years**

[21] **Appl. No.: 803,766**

[22] **Filed: Nov. 4, 1985**

[30] **Foreign Application Priority Data**

May 10, 1985 [EP] European Pat. Off. .... 852191

[52] **U.S. Cl. .... D14/100; D18/7**

[58] **Field of Search .... D14/100, 106, 107, 114; D18/7; 364/708; 340/365 R, 365 VL, 700, 711, 709; 400/682**

[56] **References Cited**

**U.S. PATENT DOCUMENTS**

|            |         |                      |           |
|------------|---------|----------------------|-----------|
| D. 239,287 | 3/1976  | Ault .....           | D14/100   |
| D. 250,294 | 11/1978 | Rose .....           | D18/7     |
| D. 283,711 | 5/1986  | Deura et al. ....    | D14/100   |
| D. 292,401 | 10/1987 | Lee et al. ....      | D14/100 X |
| 4,007,443  | 2/1977  | Bromberg et al. .... | 340/709 X |

*Primary Examiner*—Susan J. Lucas  
*Attorney, Agent, or Firm*—John B. Frisone

[57] **CLAIM**

The ornamental design for a hand held data entry terminal, as shown and described.

**DESCRIPTION**

FIG. 1 is a top, front and right hand side perspective view of a hand held data entry terminal showing our new design;  
FIG. 2 is a top, rear, and left hand side perspective view thereof;  
FIG. 3 is a bottom plan view thereof;  
FIG. 4 is a side elevation view thereof.

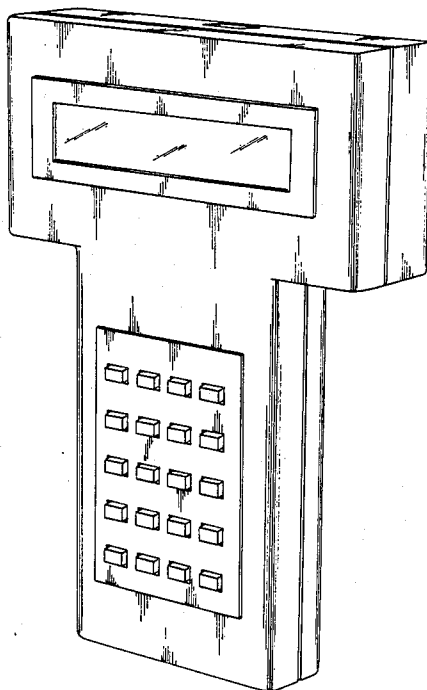


FIG. 1

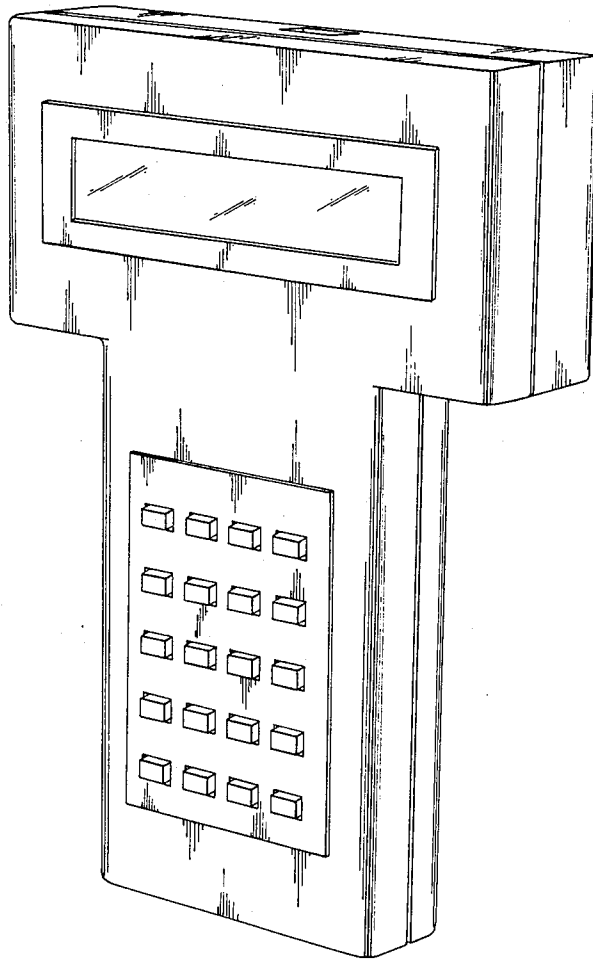


FIG. 2

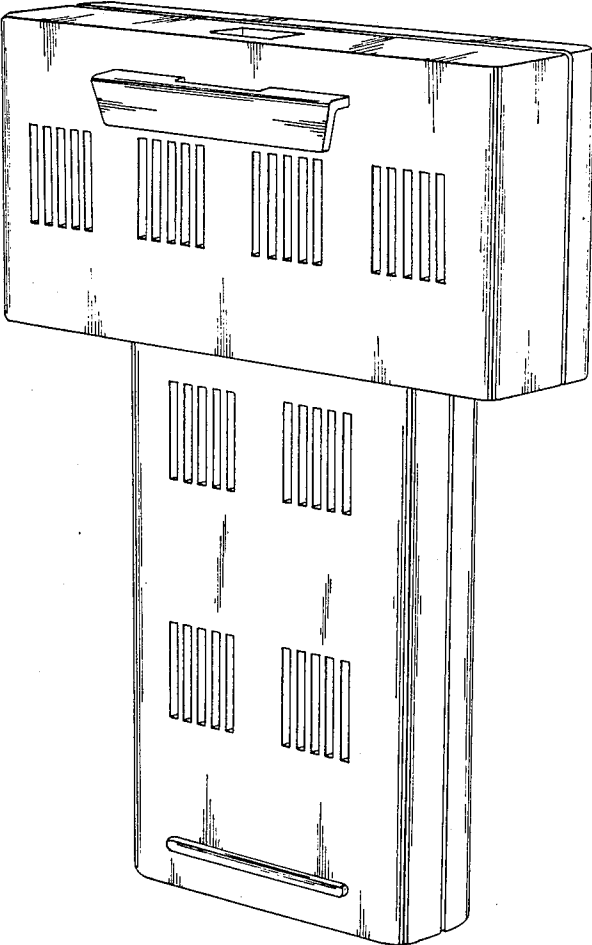


FIG. 3

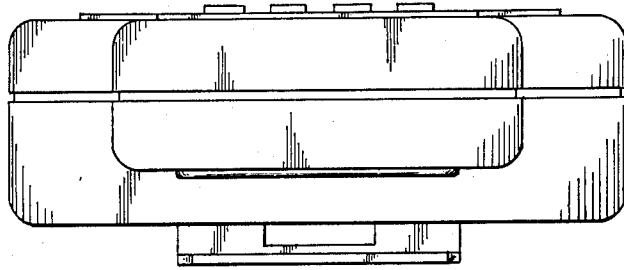


FIG. 4

