



US00D413528S

United States Patent [19]

[11] Patent Number: **Des. 413,528**

Moriai

[45] Date of Patent: **** Sep. 7, 1999**

[54] WATCH CASE

D. 396,648	8/1998	Moriai	D10/30
D. 402,898	12/1998	Hanagata	D10/30
D. 402,899	12/1998	Matsuda	D10/30
D. 407,329	3/1999	Kawashima	D10/30

[75] Inventor: **Ryusuke Moriai**, Ome, Japan

[73] Assignee: **Casio Keisanki Kabushiki Kaisha**, Tokyo, Japan

Primary Examiner—Nelson C. Holtje
Attorney, Agent, or Firm—Frishauf, Holtz, Goodman, Langer & Chick, P.C.

[**] Term: **14 Years**

[21] Appl. No.: **29/098,073**

[57] CLAIM

[22] Filed: **Dec. 21, 1998**

The ornamental design for watch case, as shown.

[51] LOC (6) Cl. **10-02**

DESCRIPTION

[52] U.S. Cl. **D10/30; D10/38**

FIG. 1 is a front elevational view of watch case showing my new design;

[58] Field of Search D10/1-40, 122-132;

FIG. 2 is a right side elevational view thereof;

368/280-282, 276-277, 28-30, 285, 239-242, 82-84, 41-44

FIG. 3 is a left side elevational view thereof;

FIG. 4 is a top plan view thereof;

FIG. 5 is a bottom plan view thereof;

FIG. 6 is a rear elevational view thereof; and,

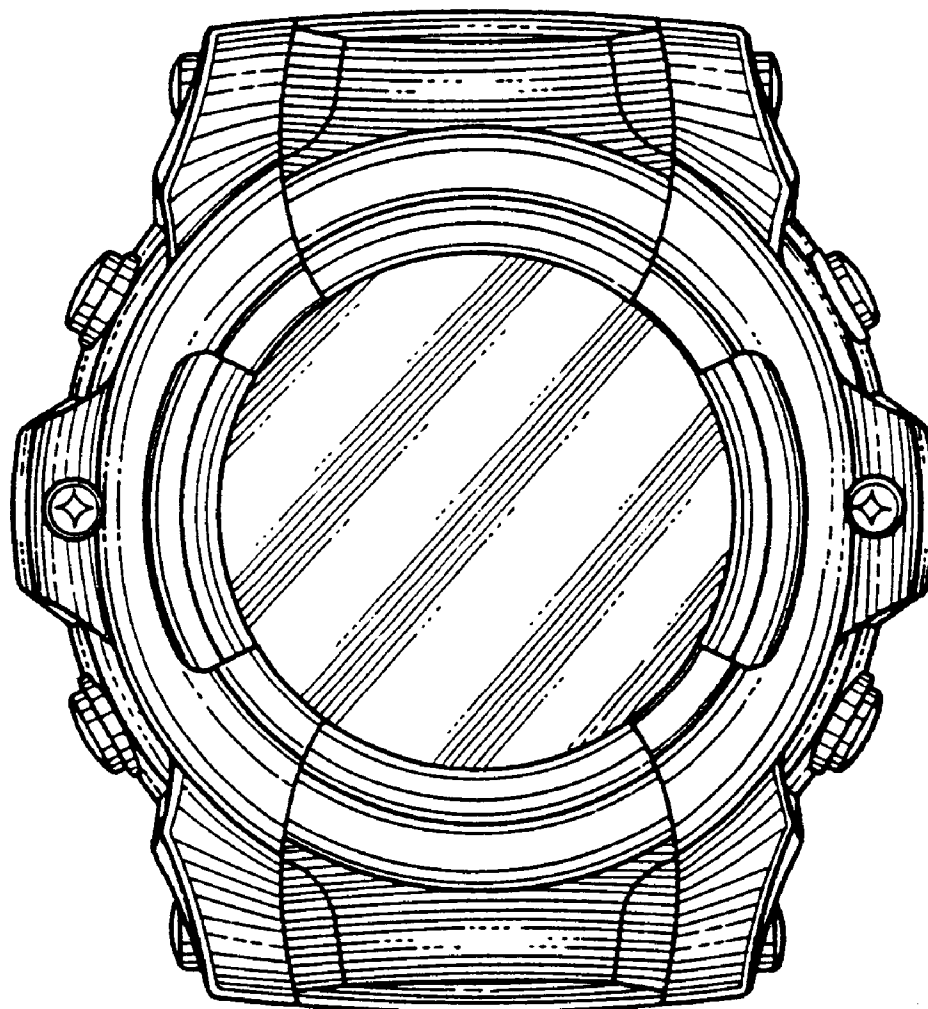
FIG. 7 is a perspective view thereof.

[56] References Cited

U.S. PATENT DOCUMENTS

D. 394,400	5/1998	Iwamoto	D10/30
D. 394,401	5/1998	Moriai et al.	D10/30

1 Claim, 2 Drawing Sheets



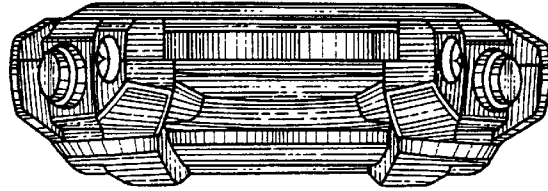


FIG. 4

FIG. 3

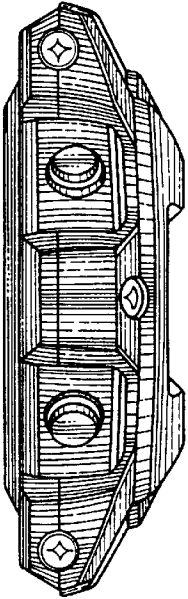


FIG. 1

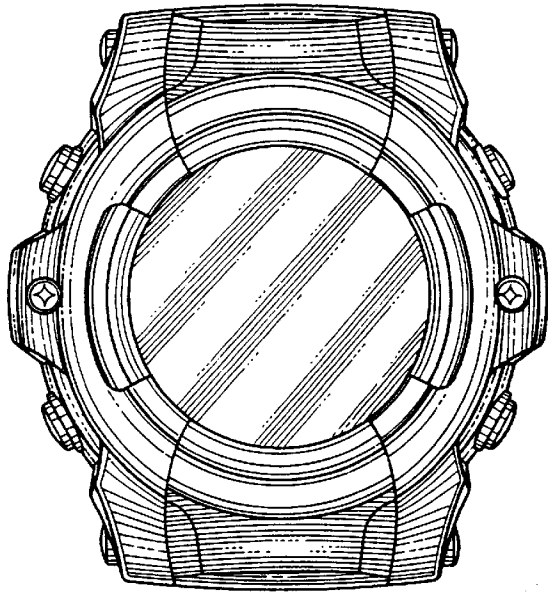


FIG. 2

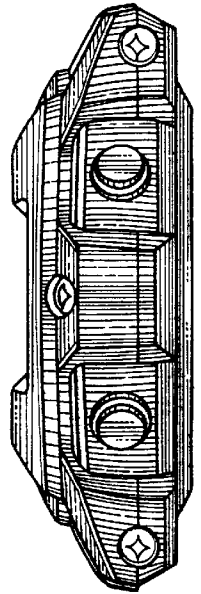



FIG. 5



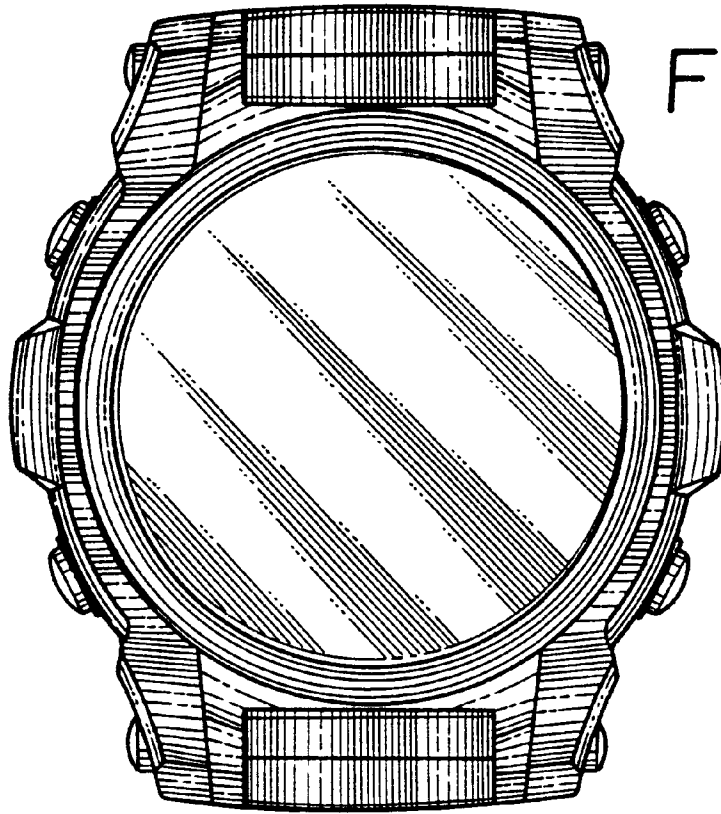


FIG. 6

FIG. 7

