



(12) **United States Design Patent**
Fu

(10) **Patent No.:** **US D957,972 S**
(45) **Date of Patent:** **** Jul. 19, 2022**

(54) **SOCKET TESTER**

(71) Applicant: **Huizhou FuYi Electronic Technology Co., Ltd., Huizhou (CN)**

(72) Inventor: **Chenqin Fu, Huizhou (CN)**

(**) Term: **15 Years**

(21) Appl. No.: **29/736,196**

(22) Filed: **May 28, 2020**

(51) **LOC (13) Cl.** **10-04**

(52) **U.S. Cl.**
USPC **D10/78**

(58) **Field of Classification Search**

USPC D10/75, 69, 56, 65, 81, 78, 60; D13/118, D13/110, 123; D14/307, 130; D16/130; 307/11
CPC G01S 7/4817; G01S 7/4808; G01S 17/08; G01S 17/42; G01C 3/08; G01C 15/008; G01C 1/00; G01C 1/14; H05K 5/00; H05K 5/02; H05K 5/0247; H05K 7/00; H05K 7/20; H05K 7/20136; H05K 7/20154; H05K 7/209; H02M 7/00; H02M 7/003; H02M 2001/009; H02J 7/0042; Y10T 307/367

See application file for complete search history.

(56) **References Cited**

U.S. PATENT DOCUMENTS

D666,968 S *	9/2012	Huang	D13/110
D677,223 S *	3/2013	Cho	D13/110
D708,576 S *	7/2014	Aromin	D13/110
D719,549 S *	12/2014	Henry	D14/223
D719,955 S *	12/2014	Hsu	D14/428
D733,055 S *	6/2015	Kao	D13/138.1
D746,228 S *	12/2015	Medley	D13/110
D796,356 S *	9/2017	Bayley	D10/70
D810,018 S *	2/2018	Ceravalo	D13/110
D829,336 S *	9/2018	Wohlstadter	D24/216

D838,244 S *	1/2019	DeCosta	D13/137.2
D848,498 S *	5/2019	Baer	D15/148
D879,994 S *	3/2020	Leimkuehler	D24/216
D881,130 S *	4/2020	Crowder	D13/138.2
D888,666 S *	6/2020	Zhang	D13/110
D898,696 S *	10/2020	Du	D14/155
D914,603 S *	3/2021	Wang	D13/118
D929,957 S *	9/2021	Ba	D14/155

OTHER PUBLICATIONS

Vancouver Computer Computer Solutions, Digital Smart Socket Tester Voltage Test Socket Detector, viewed on Oct. 4, 2021, (online) URL: <https://vancouver-computer.net/fy1881-30v-250v-digital-smart-socket-tester-voltage-test-socket-detector-enull-line-phase> (Year: 2021).*

* cited by examiner

Primary Examiner — George D. Kirschbaum
Assistant Examiner — Antoinette Martine Suiter
(74) *Attorney, Agent, or Firm* — Novocclaims Patent Services LLC; Mei Lin Wong

(57) **CLAIM**

The ornamental design for a socket tester, as shown and described.

DESCRIPTION

FIG. 1 is a front perspective view of a socket tester, showing my new design.

FIG. 2 is a rear perspective view thereof;

FIG. 3 is a front view thereof;

FIG. 4 is a rear view thereof;

FIG. 5 is a left side view thereof;

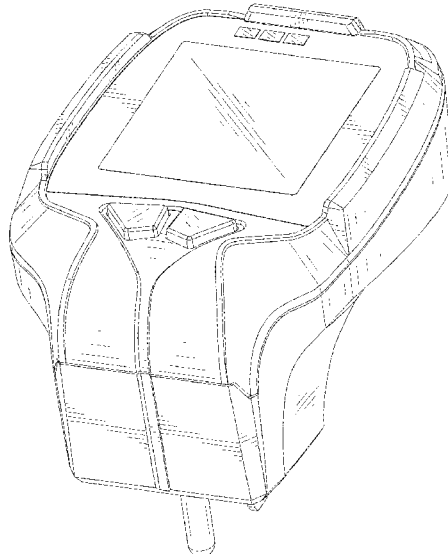
FIG. 6 is a right side view thereof;

FIG. 7 is a top view thereof; and,

FIG. 8 is a bottom view thereof.

The broken lines in the drawings depict portions of the socket tester that form no part of the claimed design.

1 Claim, 8 Drawing Sheets



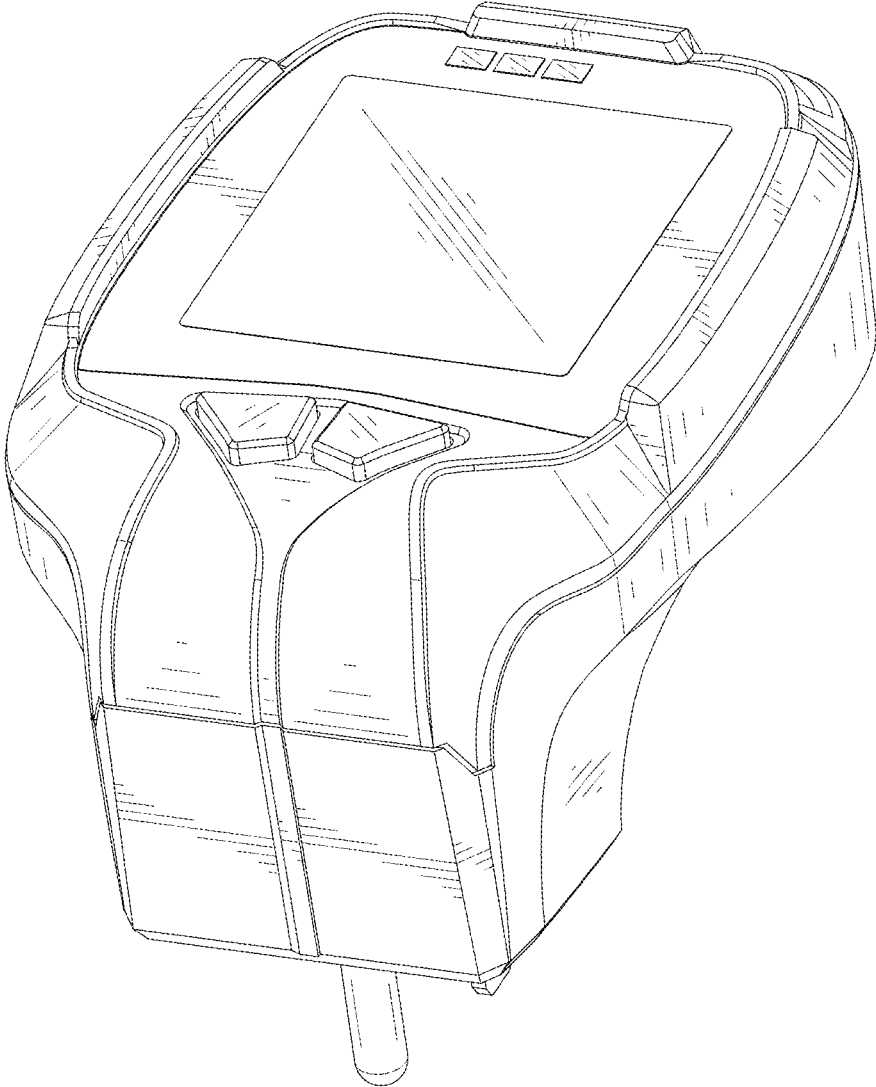


FIG.1

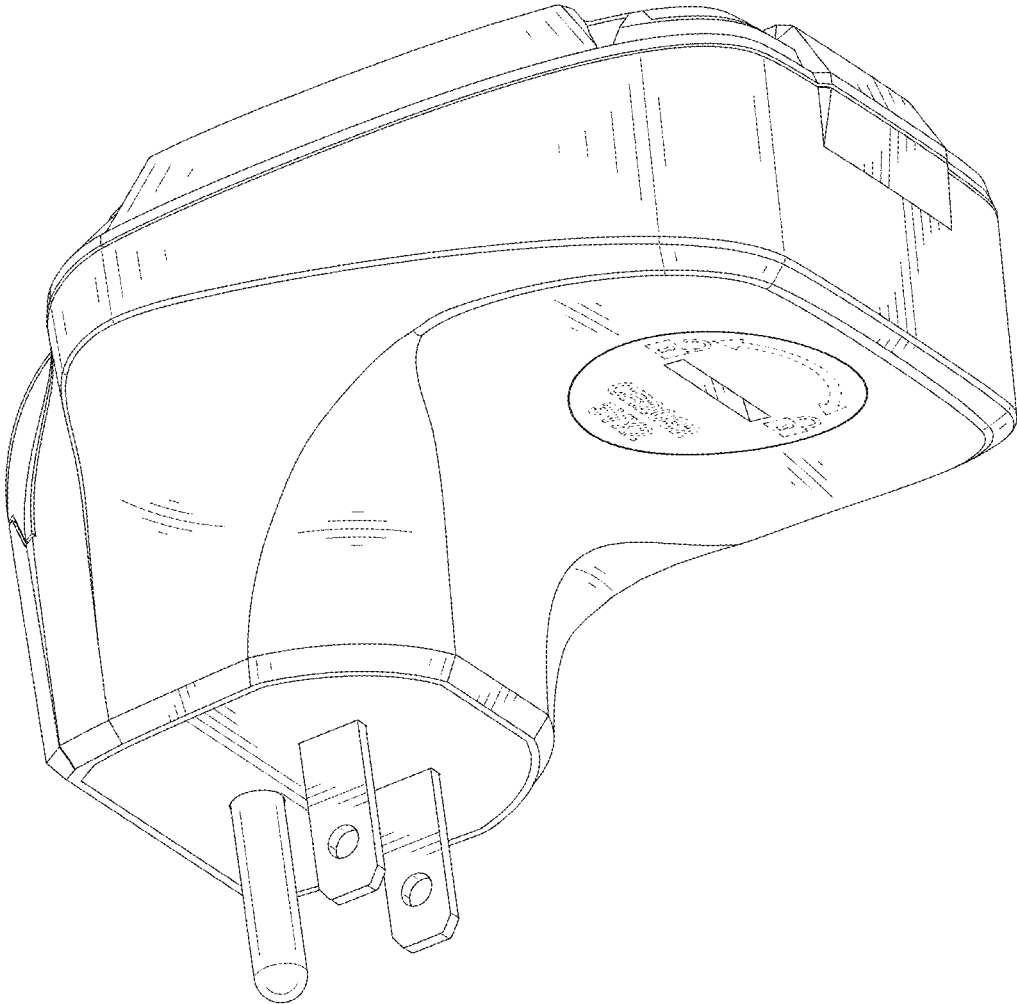


FIG.2

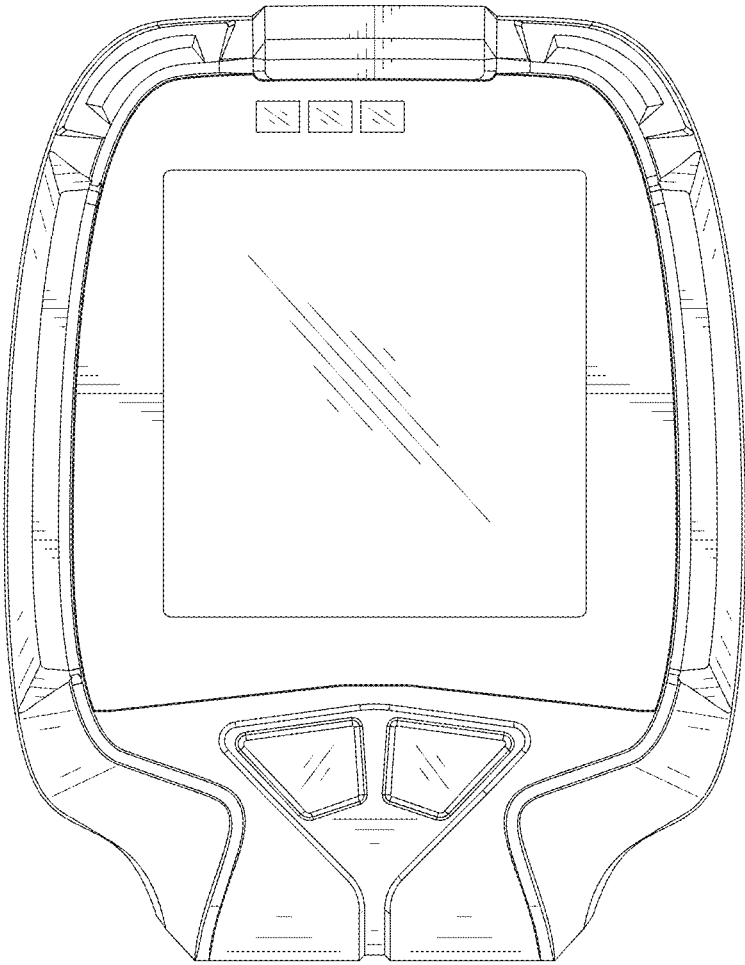


FIG.3

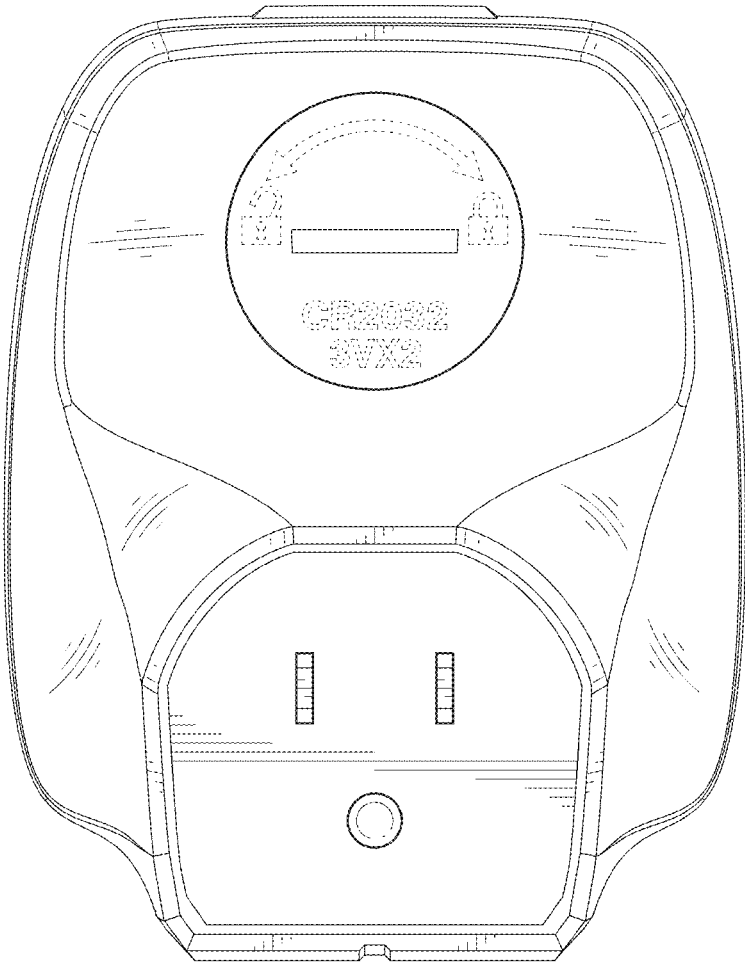


FIG.4

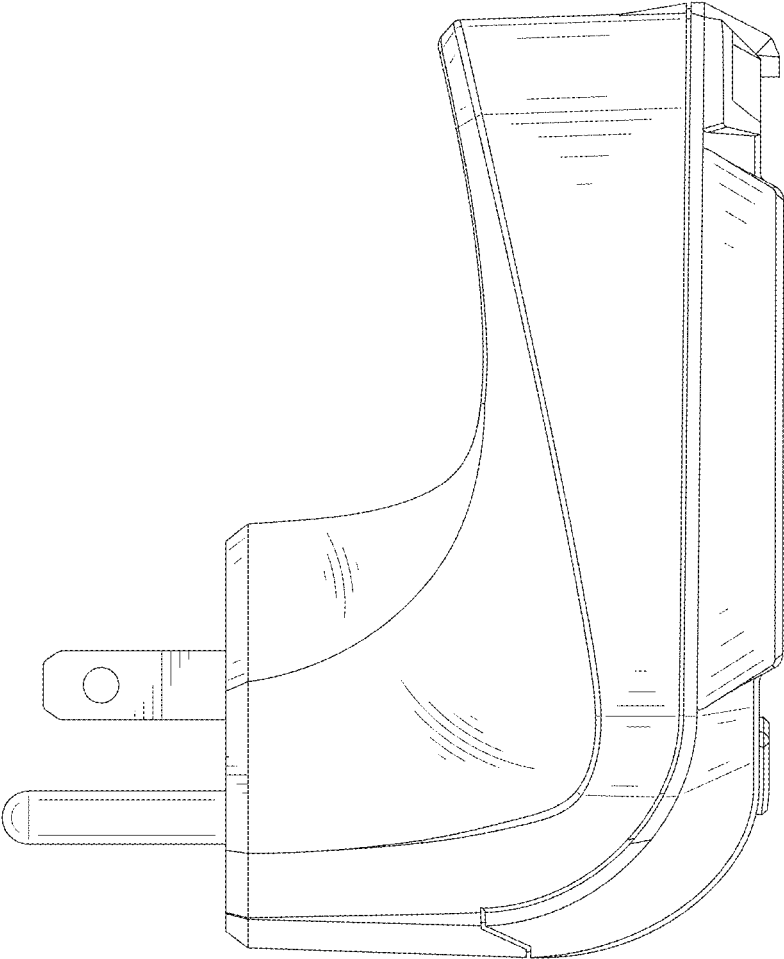


FIG.5

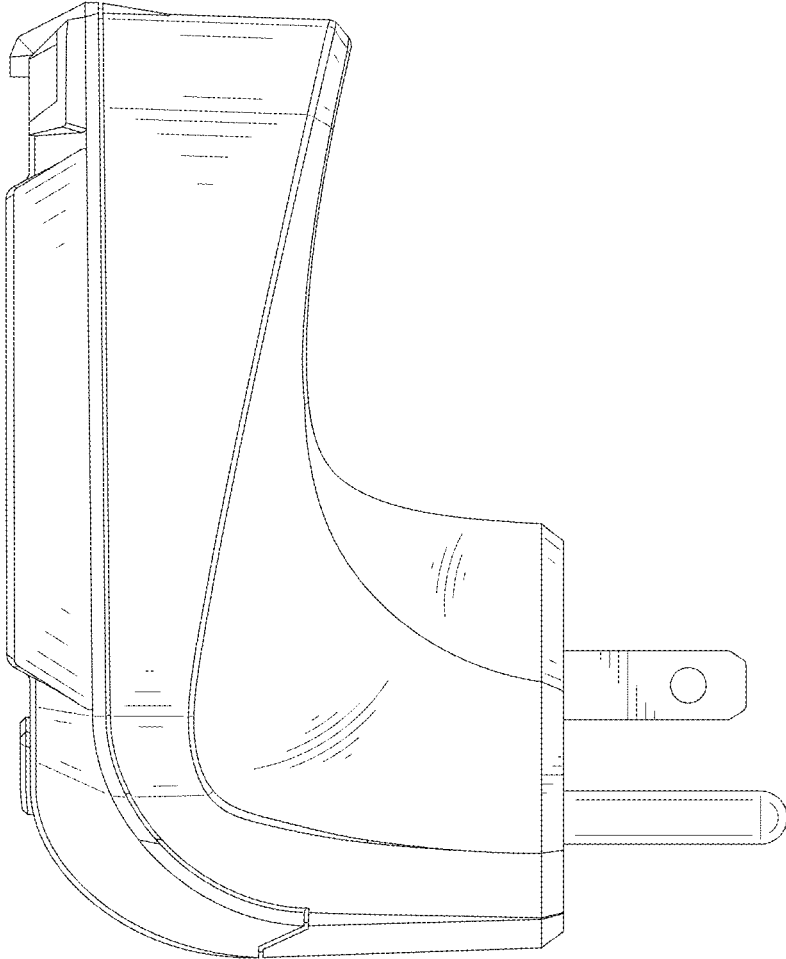


FIG.6

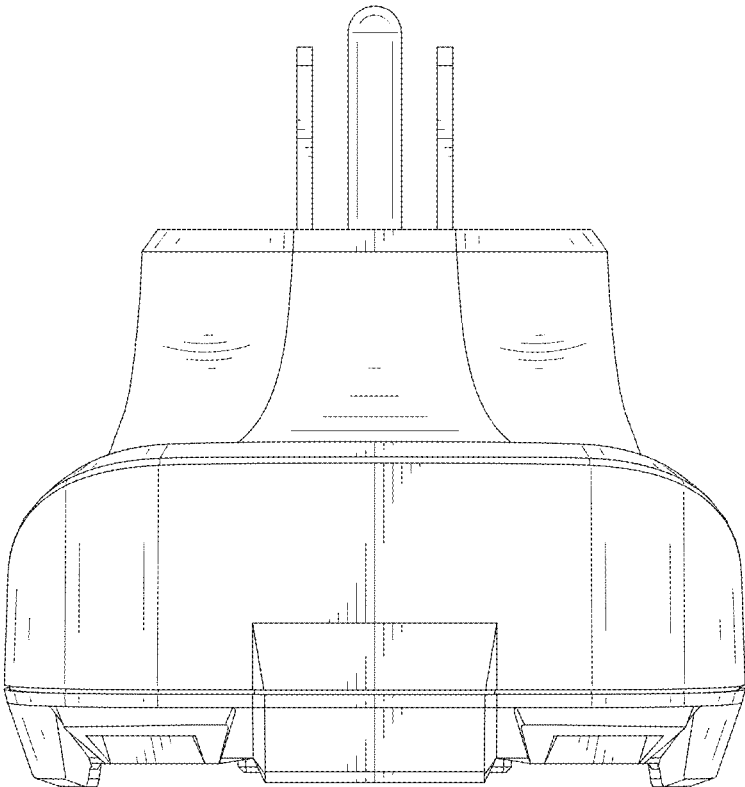


FIG.7

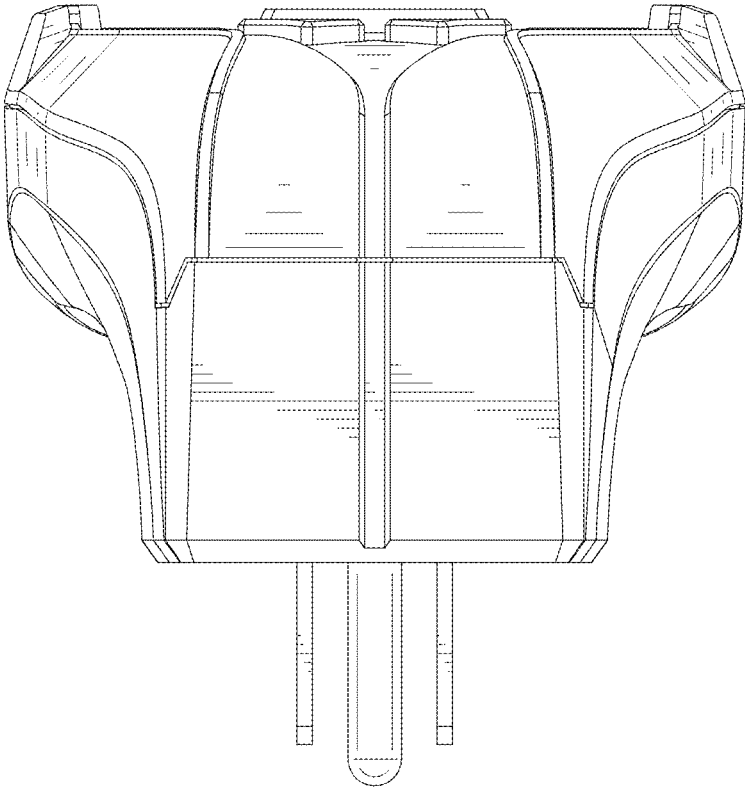


FIG.8