



US00D407350S

United States Patent [19]
Crain

[11] **Patent Number:** **Des. 407,350**
[45] **Date of Patent:** ****Mar. 30, 1999**

- [54] **AUTOMOBILE**
- [75] Inventor: **Warren J. Crain**, Huntington Beach, Calif.
- [73] Assignee: **Toyota Jidosha K.K.**, Japan
- [**] Term: **14 Years**
- [21] Appl. No.: **62,432**
- [22] Filed: **Nov. 14, 1996**

Related U.S. Application Data

- [63] Continuation of Ser. No. 45,182, Oct. 12, 1995, abandoned.
- [51] **LOC (6) Cl.** **12-08**
- [52] **U.S. Cl.** **D12/92**
- [58] **Field of Search** D12/90-92; 296/185

References Cited

U.S. PATENT DOCUMENTS

- D. 373,534 9/1996 Honda et al. D12/92
- D. 391,521 3/1998 Lui D12/92
- D. 391,523 3/1998 Socco et al. D12/92

Primary Examiner—Melody N. Brown
Attorney, Agent, or Firm—Fred Flam

[57] **CLAIM**

The ornamental design for an automobile, as shown and described.

DESCRIPTION

FIG. 1 is a front elevational view of an automobile showing my new design;
 FIG. 2 is a rear elevational view thereof;
 FIG. 3 is a right side elevational view thereof;
 FIG. 4 is a top plan view thereof;
 FIG. 5 is a front and right side perspective view thereof;
 FIG. 6 is a rear and right side perspective view thereof;
 FIG. 7 is an enlarged fragmented front and right side perspective view thereof, similar to FIG. 5, but taken from a slightly more frontal direction;
 FIG. 8 is an enlarged fragmented rear and right side perspective view thereof, similar to FIG. 6, but taken from a slightly more rearward direction; and,
 FIG. 9 is another enlarged fragmented front and right side perspective view thereof, similar to FIG. 7, but showing the front right corner in more detail.

1 Claim, 5 Drawing Sheets






FIGURE 1




FIGURE 2

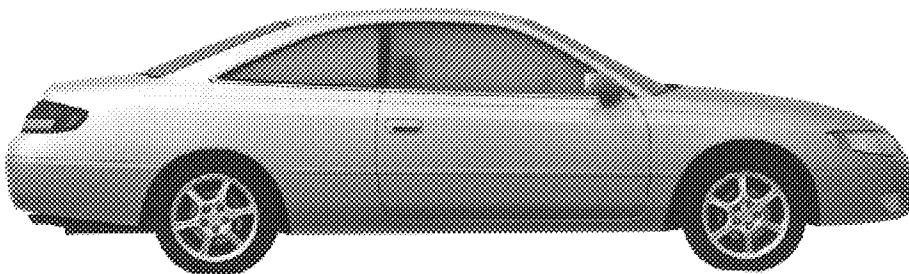


FIGURE 3

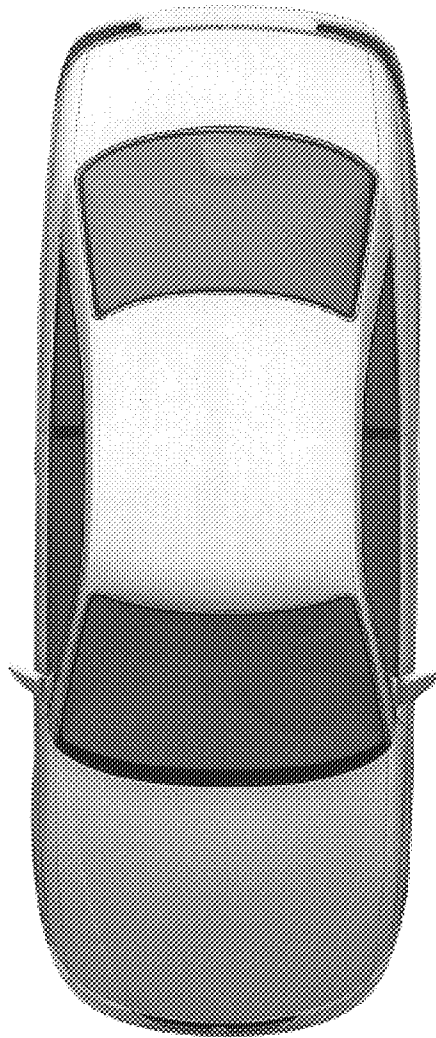


FIGURE 4



FIGURE 5



FIGURE 6



FIGURE 7



FIGURE 8



FIGURE 9