



US00D447197B1

(12) **United States Design Patent** (10) **Patent No.:** **US D447,197 S**
Mills (45) **Date of Patent:** **** Aug. 28, 2001**

(54) **GOLF PUTTER HEAD**

(76) Inventor: **David Foster Mills**, 1310 Forest Oaks La., Tuscaloosa, AL (US) 35406

(**) Term: **14 Years**

(21) Appl. No.: **29/133,124**

(22) Filed: **Nov. 22, 2000**

(51) **LOC (7) Cl.** **21-02**

(52) **U.S. Cl.** **D21/736**

(58) **Field of Search** D21/736-746;
743/324, 327, 328, 329, 340, 341, 251-256

(56) **References Cited**

U.S. PATENT DOCUMENTS

D. 212,890	*	12/1968	Rose	D21/739
D. 303,276	*	9/1989	Oakleaf	D21/739
D. 326,303	*	5/1992	Cameron	D21/743
D. 380,245	*	6/1997	Meyer	D21/743
D. 396,258	*	7/1998	Sheets	D21/742
D. 404,451	*	1/1999	Sheets	D21/746

* cited by examiner

Primary Examiner—Mitchell Siegel

(74) *Attorney, Agent, or Firm*—Troutman Sanders LLP; Gerald R. Boss

(57) **CLAIM**

The ornamental design for a golf putter head, as shown and described.

DESCRIPTION

FIG. 1 is a perspective view of a golf putter head showing my new design;

FIG. 2 is a bottom view thereof;

FIG. 3 is a top view thereof;

FIG. 4 is a sectional view taken along line 4—4 of FIG. 3;

FIG. 5 is a rear elevational view;

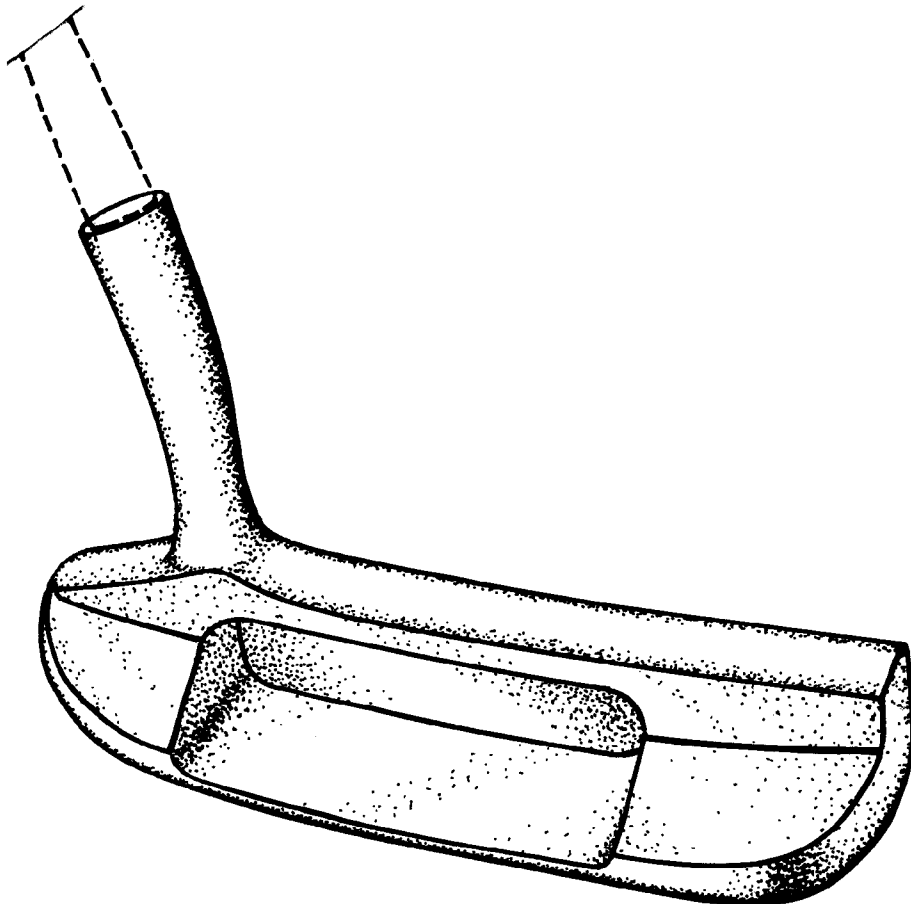
FIG. 6 is a toe side elevational view;

FIG. 7 is a front elevational view; and,

FIG. 8 is a heel side elevational view.

The broken line showing of a golf club shaft is for illustrative purposes only and forms no part of the claimed design.

1 Claim, 2 Drawing Sheets



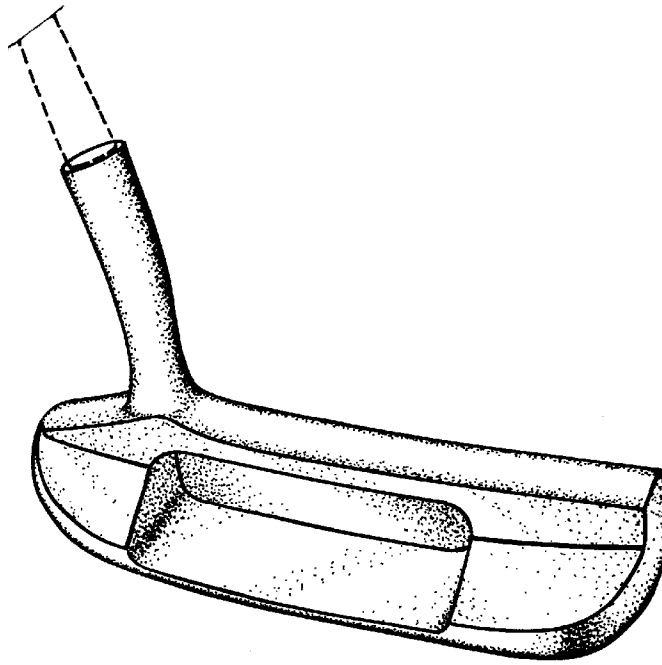


FIG 1




FIG 2

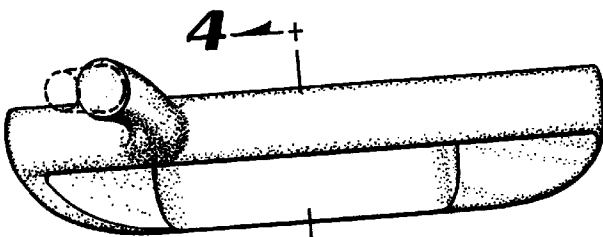


FIG 3




FIG 4

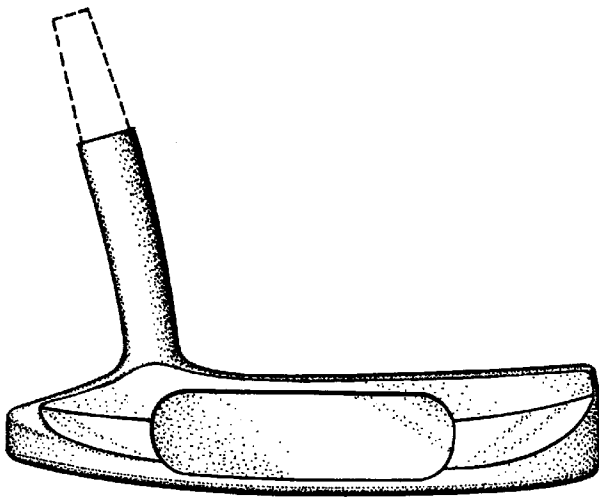


FIG 5



FIG 6

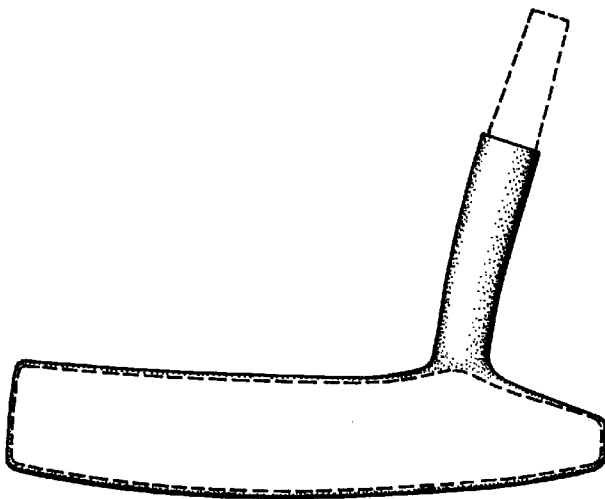


FIG 7

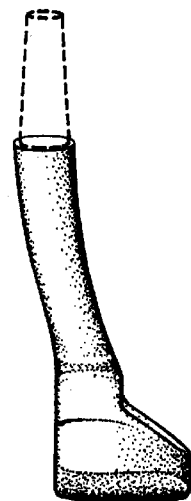


FIG 8