



(12) **United States Design Patent**
Hawkins et al.

(10) **Patent No.:** **US D808,201 S**
(45) **Date of Patent:** **** *Jan. 23, 2018**

- (54) **MICRO-MARKET DISPLAY**
- (71) Applicant: **365 Retail Market LLC**, Troy, MI (US)
- (72) Inventors: **Alex J. Hawkins**, Birmingham, MI (US); **Joseph Hessling**, Birmingham, MI (US)
- (73) Assignee: **365 Retail Markets, LLC**, Troy, MI (US)
- (*) Notice: This patent is subject to a terminal disclaimer.
- (**) Term: **15 Years**
- (21) Appl. No.: **29/565,349**
- (22) Filed: **May 19, 2016**
- (51) **LOC (11) Cl.** **20-02**
- (52) **U.S. Cl.**
USPC **D6/675.2**
- (58) **Field of Classification Search**
USPC D6/315, 317, 319, 329, 437, 478, 514, D6/643, 657, 660, 661, 662.1, 663, 668.1, D6/668.2, 669, 671, 671.1, 672, 675.1, D6/678.1, 678.2, 680.3, 682.6, 683, D6/683.1, 702; 312/107, 118, 138.1; 108/92, 102, 107, 137; 211/59.2, 74, 211/128.1, 132, 150, 135, 187; 248/176.3; D34/19, 20; D7/571-572, D7/576-577, 600, 600.1-600.4
(Continued)
- (56) **References Cited**

U.S. PATENT DOCUMENTS

D208,443 S * 8/1967 Rollins D6/675.2
D259,161 S * 5/1981 Thauer D6/675.2
(Continued)

Primary Examiner — Manpreet Matharu
Assistant Examiner — Keith Wilson
(74) *Attorney, Agent, or Firm* — Young Basile Hanlon & MacFarlane, P.C.

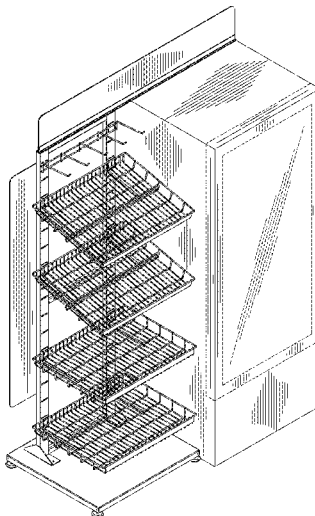
(57) **CLAIM**
The ornamental design for a micro-market display, as shown and described.

DESCRIPTION

FIG. 1 is a perspective view of a micro-market display in accordance with a first preferred embodiment of the present invention;
FIG. 2 is a left side view of a micro-market display shown in FIG. 1;
FIG. 3 is a front view of a micro-market display shown in FIG. 1;
FIG. 4 is a right view of a micro-market display shown in FIG. 1;
FIG. 5 is a rear view of a micro-market display shown in FIG. 1;
FIG. 6 is a top side view of a micro-market display shown in FIG. 1;
FIG. 7 is a perspective view of a micro-market display in accordance with a second preferred embodiment of the present invention;
FIG. 8 is a left side view of a micro-market display shown in FIG. 7;
FIG. 9 is a front view of a micro-market display shown in FIG. 7;
FIG. 10 is a right view of a micro-market display shown in FIG. 7;
FIG. 11 is a rear view of a micro-market display shown in FIG. 7; and,
FIG. 12 is a top side view of a micro-market display shown in FIG. 7.

It will be understood that the broken lines shown in the figures illustrate environmental structure associated with the present invention but also form no part of the claimed design.

1 Claim, 12 Drawing Sheets



(58) **Field of Classification Search**

CPC A47B 73/00; A47B 73/002; A47B 73/004;
 A47B 47/0058; A47B 47/008; A47B
 47/25; A47F 5/00; A47F 5/0056; A47F
 5/0062; A47F 17/04

See application file for complete search history.

(56) **References Cited**

U.S. PATENT DOCUMENTS

D288,640	S *	3/1987	Campbell	D6/675.2
D315,459	S *	3/1991	Young, III	D34/21
D435,743	S *	1/2001	Glauth	D6/675.2
D520,265	S *	5/2006	Sparkowski	D6/675.2
D526,818	S *	8/2006	Sparkowski	D6/680.3
D584,538	S *	1/2009	Weigand	D6/675.2
D617,580	S *	6/2010	Weigand	D6/675.2
D656,759	S *	4/2012	Landa	D6/678.2
D660,052	S *	5/2012	Flores	D6/675.2
D739,669	S *	9/2015	Mason	D6/675.1
D747,901	S *	1/2016	Kanagy	D6/673
D752,372	S *	3/2016	Huff	D6/678.4
D781,621	S *	3/2017	Nava	D6/675.2
D784,052	S *	4/2017	Rodriguez	D6/675.2
D784,053	S *	4/2017	Nava	D6/675.2
D784,054	S *	4/2017	Arzaluz	D6/675.2
D784,055	S *	4/2017	Arzaluz	D6/675.2
2004/0256341	A1 *	12/2004	Donnell	A47F 1/12
				211/187
2006/0011565	A1 *	1/2006	Pirro	A47F 5/0018
				211/59.2

* cited by examiner

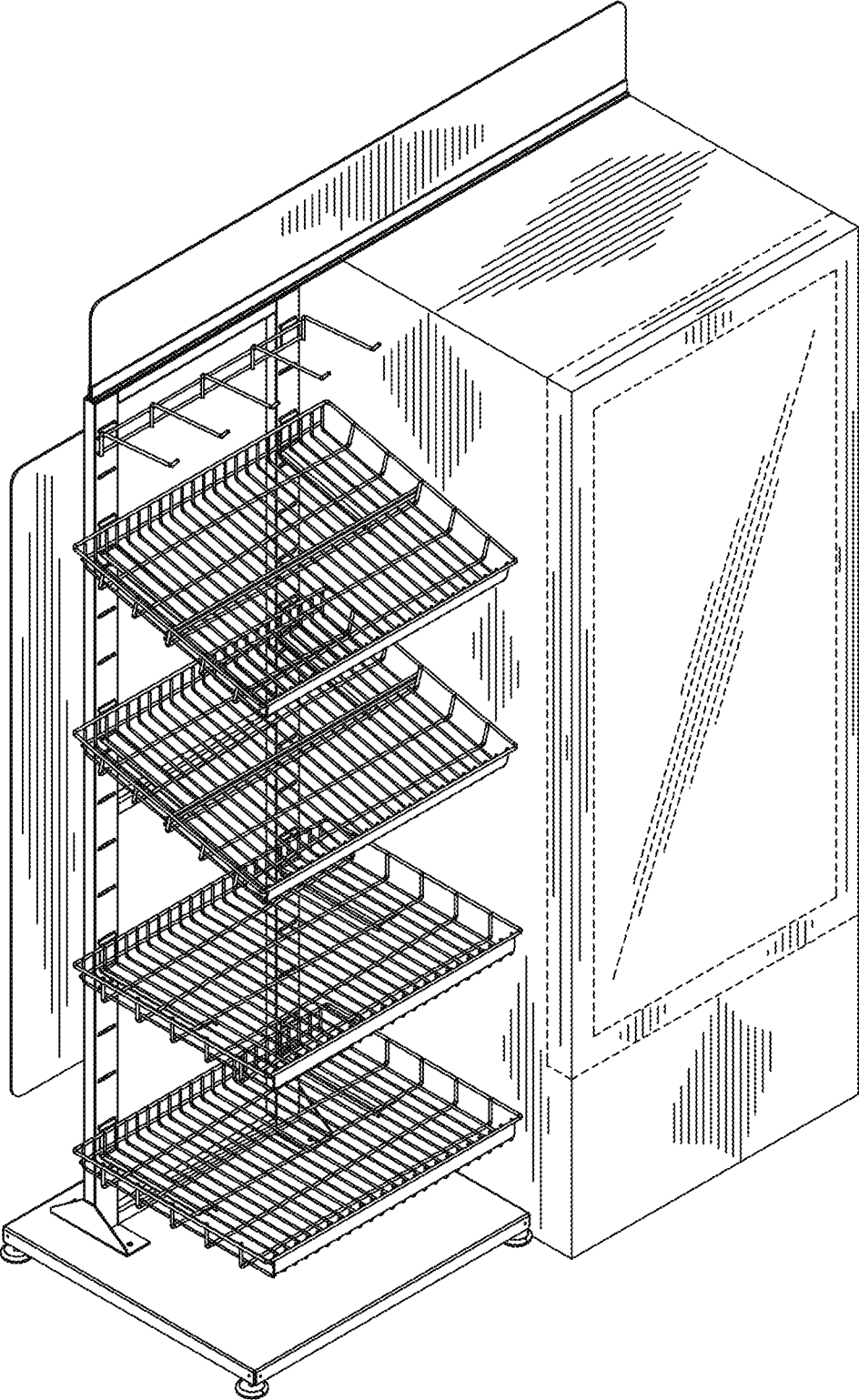


FIG 1

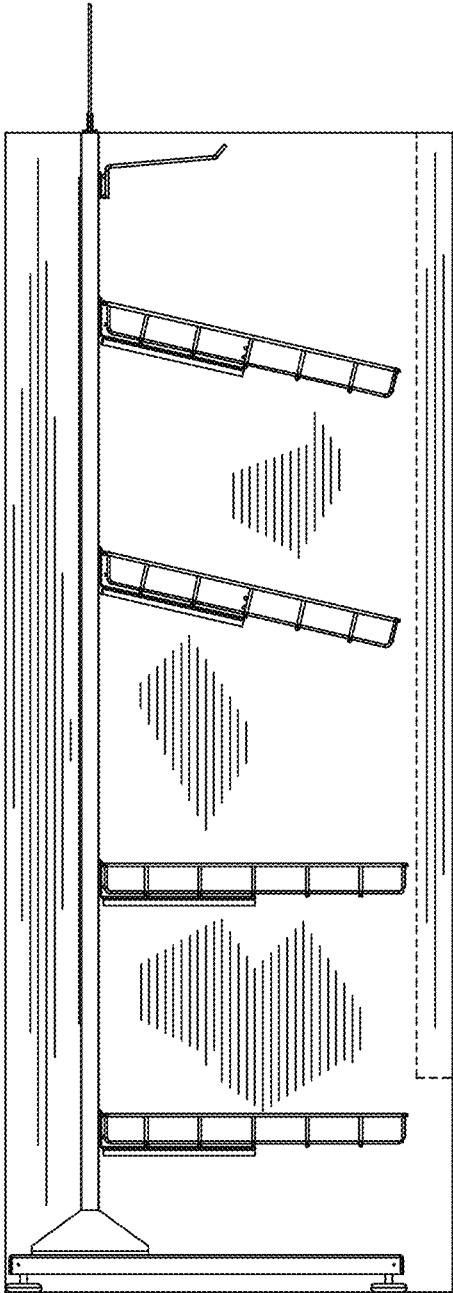


FIG 2

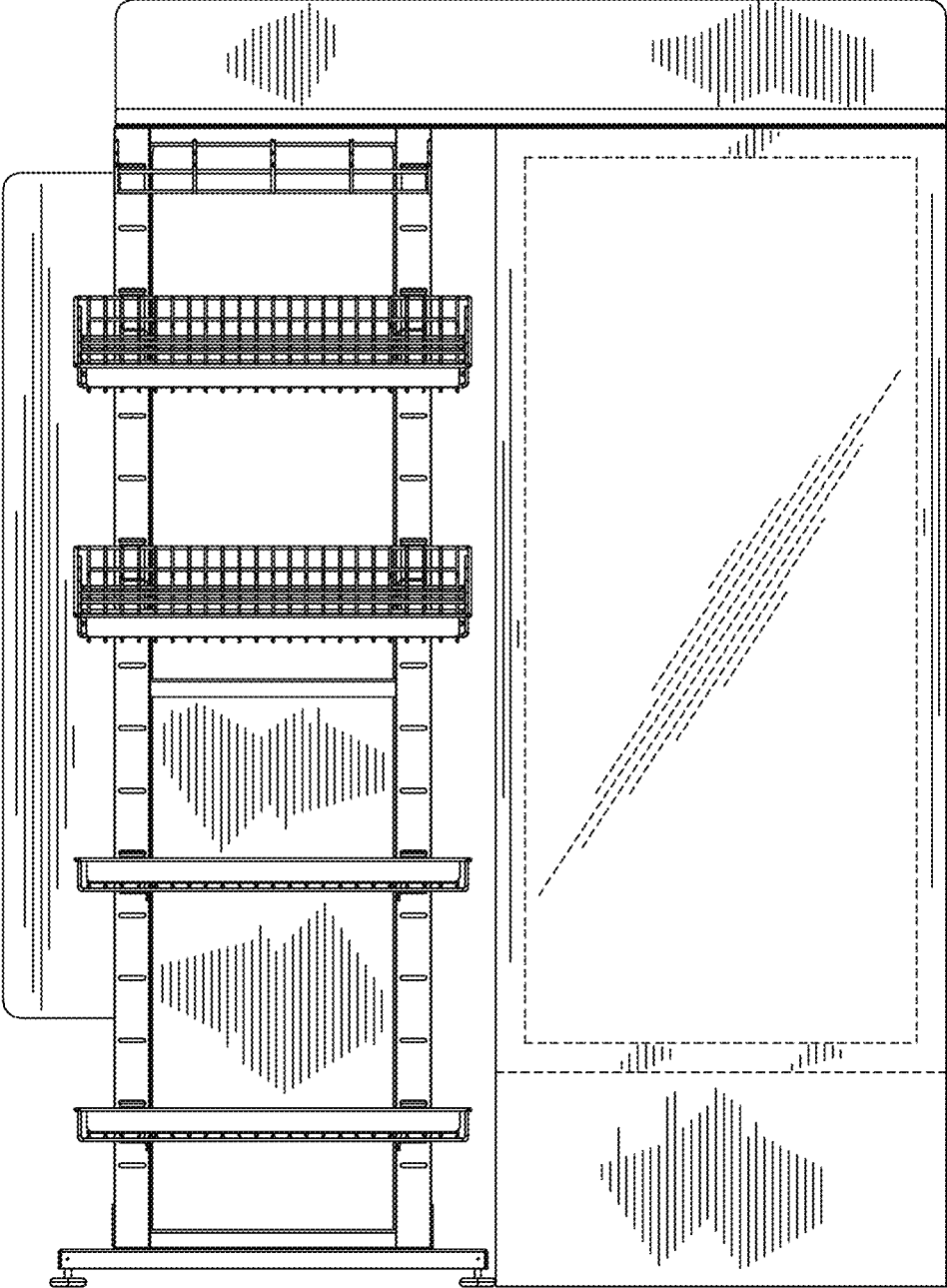


FIG 3




FIG 4

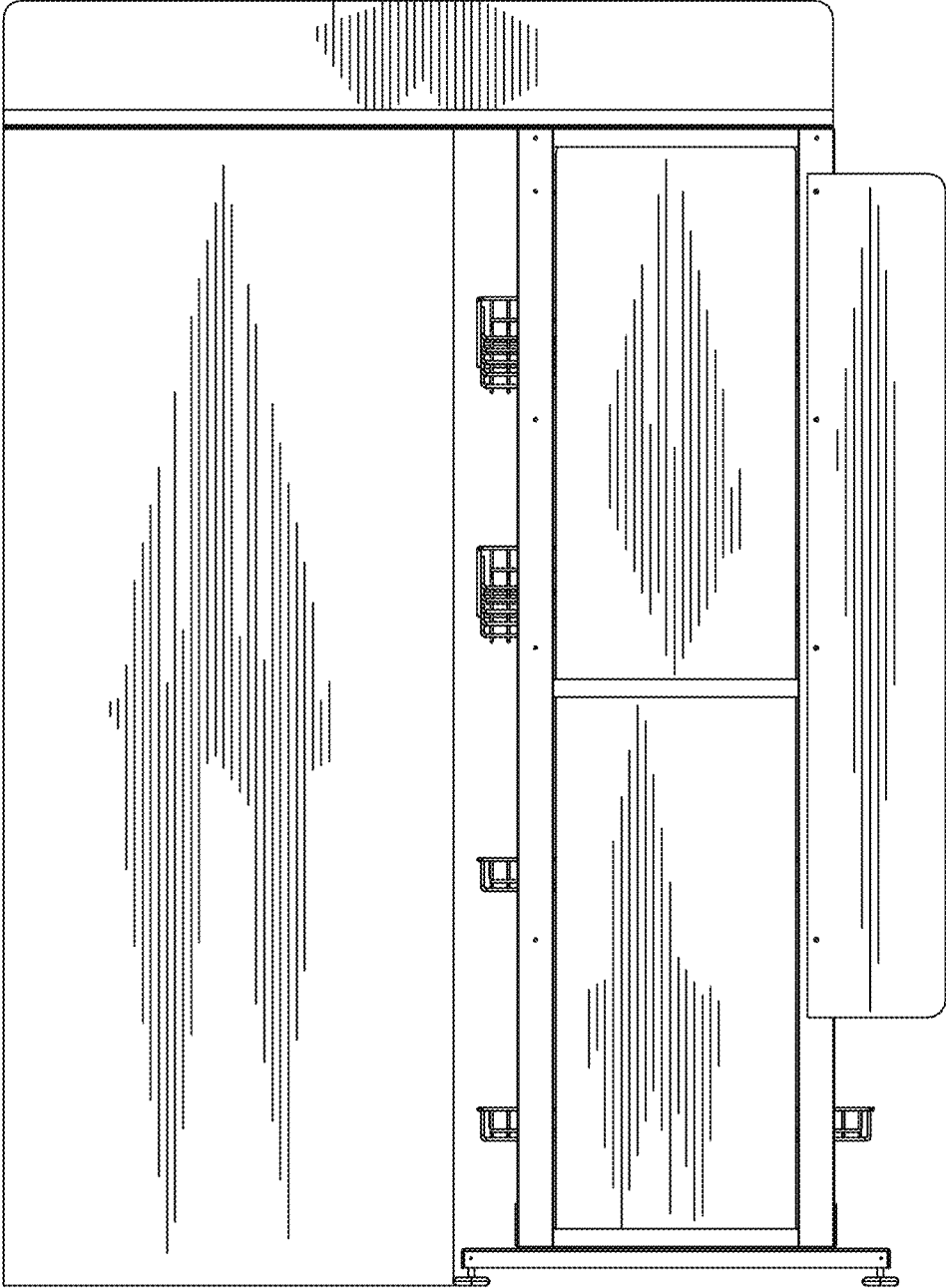


FIG 5

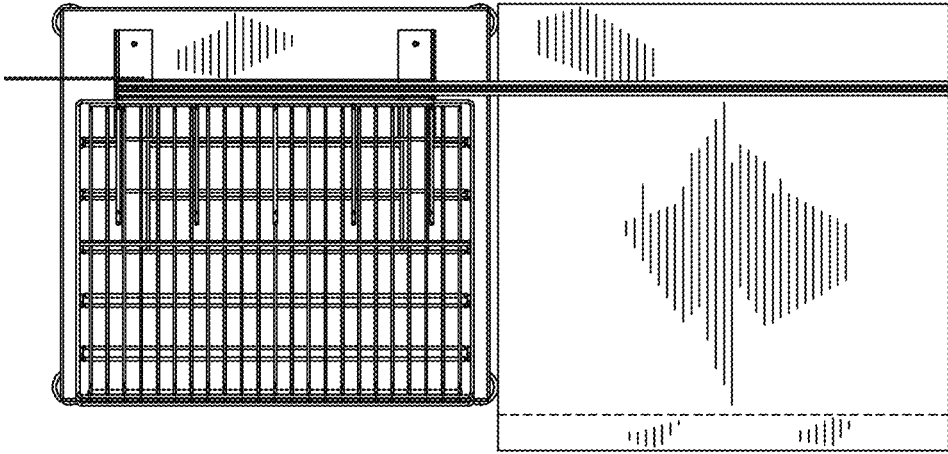


FIG 6

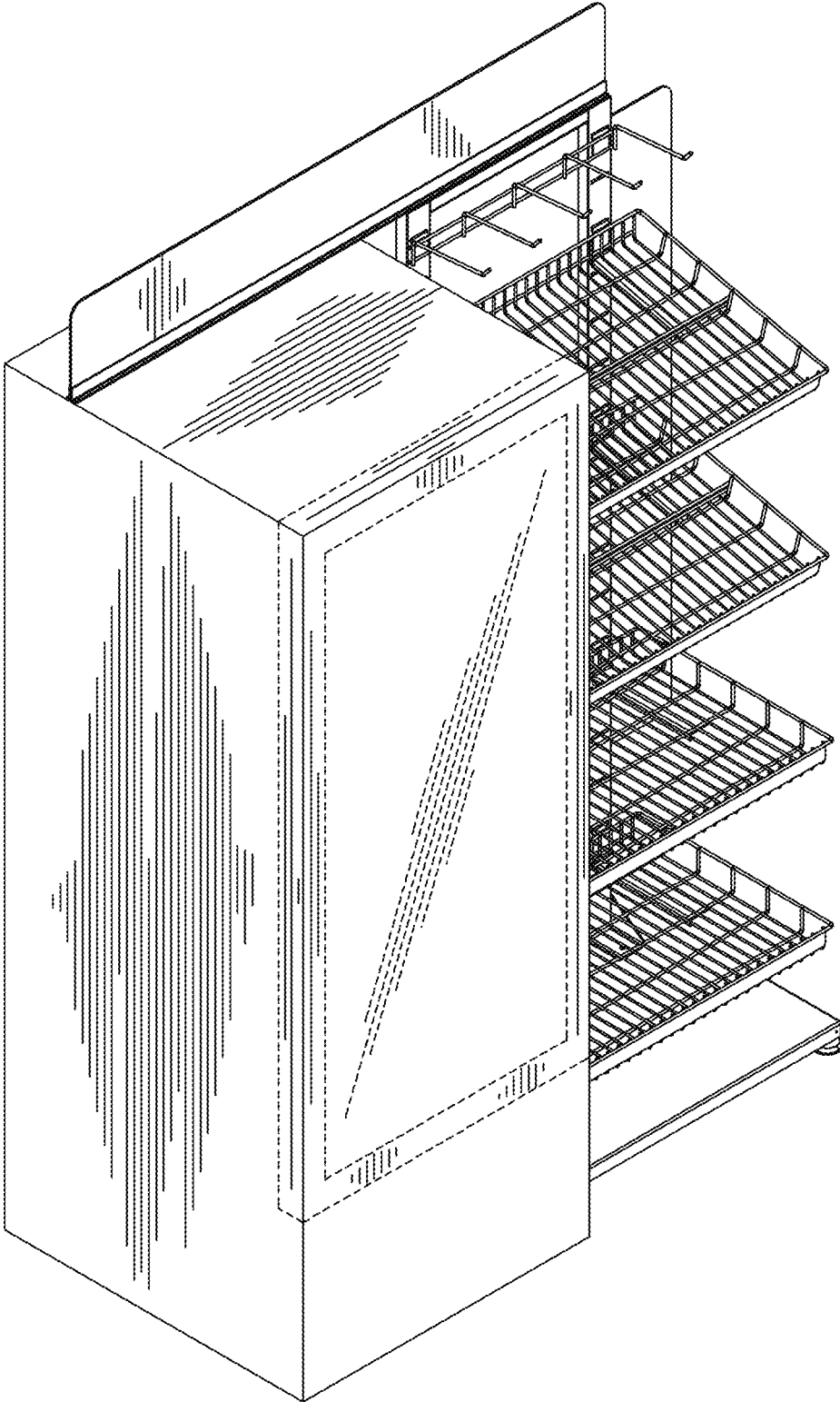


FIG 7




FIG 8

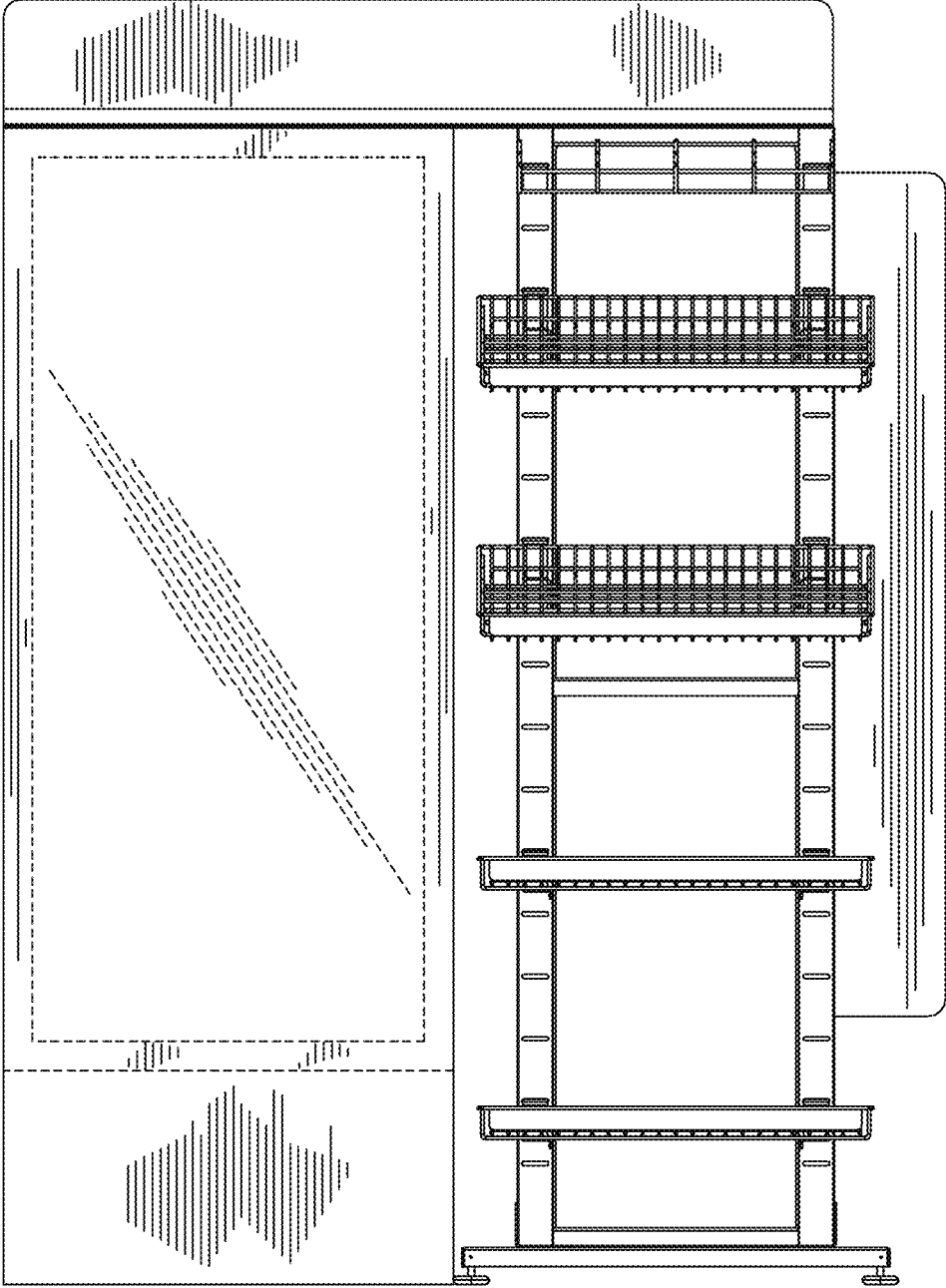


FIG 9

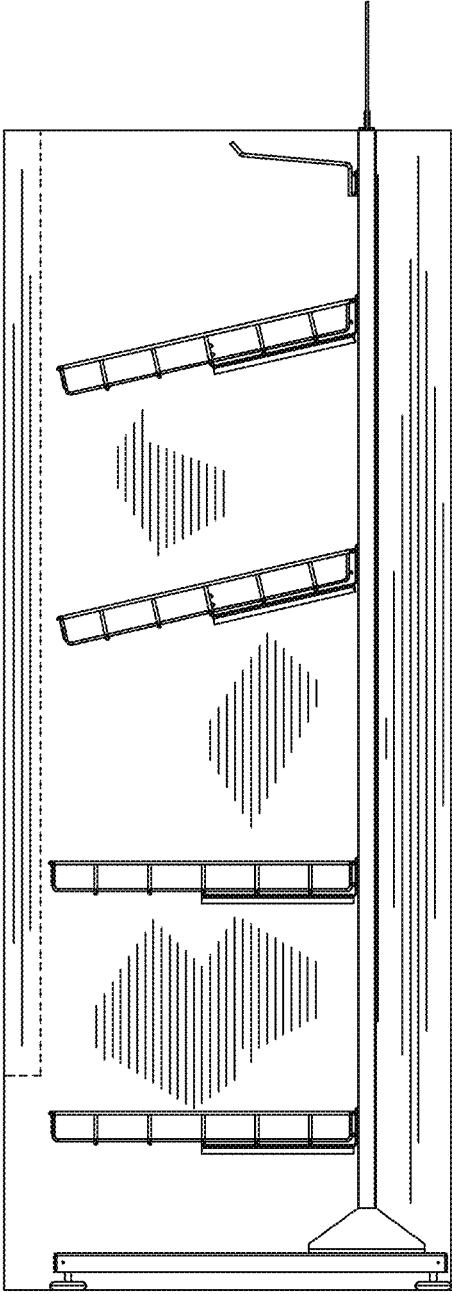


FIG 10

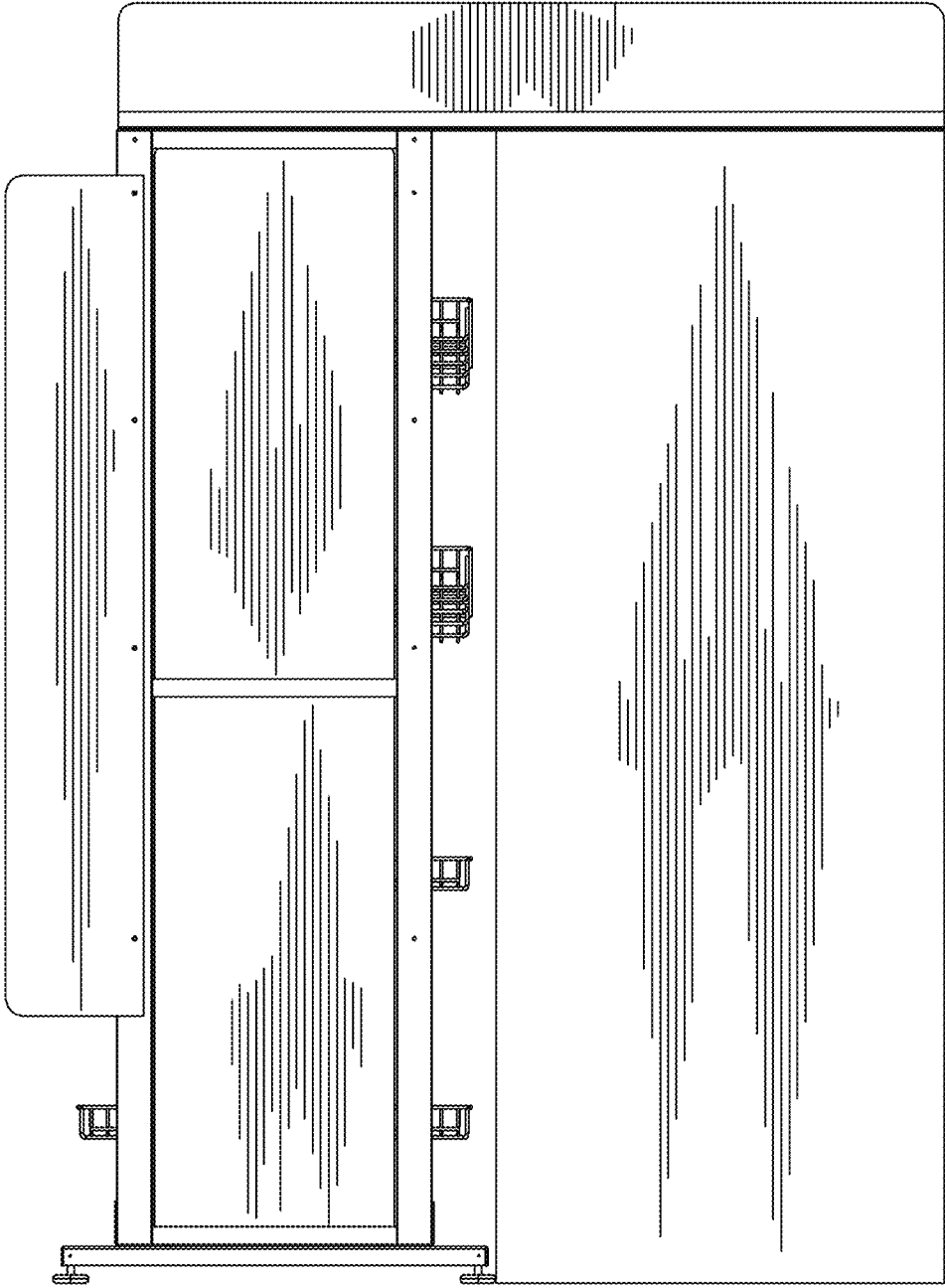


FIG 11

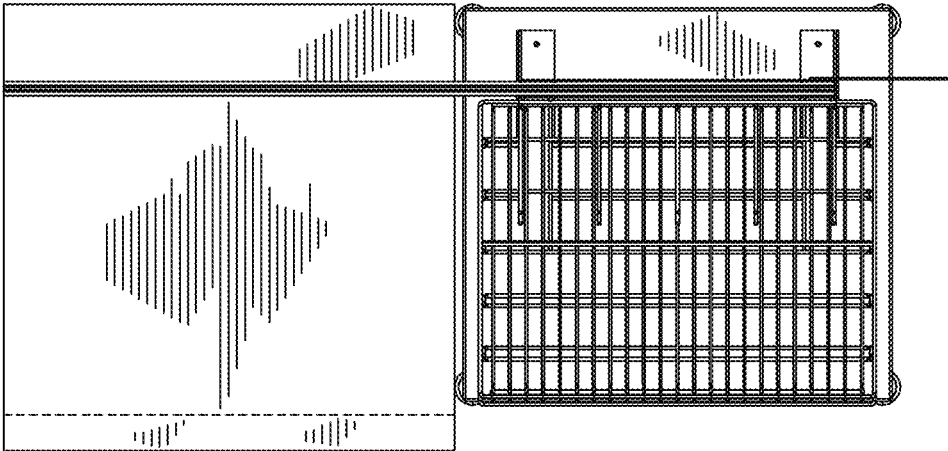


FIG 12