



US00D795446S

(12) **United States Design Patent**
Marshall

(10) **Patent No.:** **US D795,446 S**

(45) **Date of Patent:** **** Aug. 22, 2017**

(54) **VIBRATOR**

(71) Applicant: **Ian Peter Marshall**, Kettering (GB)

(72) Inventor: **Ian Peter Marshall**, Kettering (GB)

(73) Assignee: **ROCKS OFF LIMITED**

(**) Term: **15 Years**

(21) Appl. No.: **29/546,106**

(22) Filed: **Nov. 19, 2015**

(30) **Foreign Application Priority Data**

Jun. 18, 2015 (EM) 002721340-0007

(51) **LOC (10) Cl.** **28-03**

(52) **U.S. Cl.**

USPC **D24/215**

(58) **Field of Classification Search**

USPC D24/200, 211, 212, 213, 214, 215;
601/19, 27-32, 46, 48, 52, DIG. 12,
601/DIG. 14, DIG. 15, DIG. 16, DIG. 17,
601/99, 112, 113, 118, 119, 120, 121;
D30/160; D14/218; D11/26

CPC A61H 19/30; A61H 19/32; A61H 19/34;
A61H 19/40; A61H 19/44; A61H 19/50;
A61H 19/00; A61H 2201/0153; A61H
2201/0207; A61H 2201/0263; A61H
2201/0111; A61H 2201/1253; A61H
2205/082; A61H 2205/085; A61H
15/0085; A61H 15/0092

See application file for complete search history.

(56) **References Cited**

U.S. PATENT DOCUMENTS

D384,156 S * 9/1997 Kain D24/200
5,690,603 A * 11/1997 Kain A61H 19/34
600/38

D592,758 S * 5/2009 Kain D24/215
D604,425 S * 11/2009 Stewart D24/214
D630,762 S * 1/2011 Elliott D24/215
D630,764 S * 1/2011 Elliott D24/215
D639,444 S * 6/2011 A D24/214
D681,221 S * 4/2013 Chen D24/215
D688,381 S * 8/2013 Marshall D24/215
D688,383 S * 8/2013 Manabe D24/215
D697,631 S * 1/2014 Marshall D24/215
D700,347 S * 2/2014 Sedic D24/215
D723,179 S * 2/2015 Elliott D24/215
2013/0331745 A1* 12/2013 Sedic A61H 19/34
601/46
2014/0088350 A1* 3/2014 Nan A61H 19/34
600/38

* cited by examiner

Primary Examiner — Sandra Snapp

(57) **CLAIM**

The ornamental design for a vibrator, as shown and described.

DESCRIPTION

FIG. 1 is an isometric view of the vibrator showing my new design;

FIG. 2 is a left view thereof;

FIG. 3 is a right view thereof;

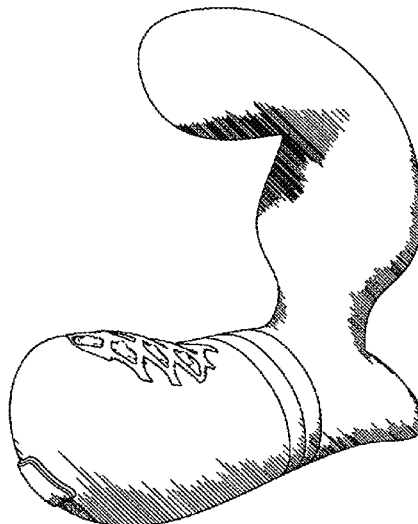
FIG. 4 is a top plan view thereof;

FIG. 5 is a bottom view thereof;

FIG. 6 is a front view thereof; and,

FIG. 7 is a rear view thereof.

1 Claim, 7 Drawing Sheets



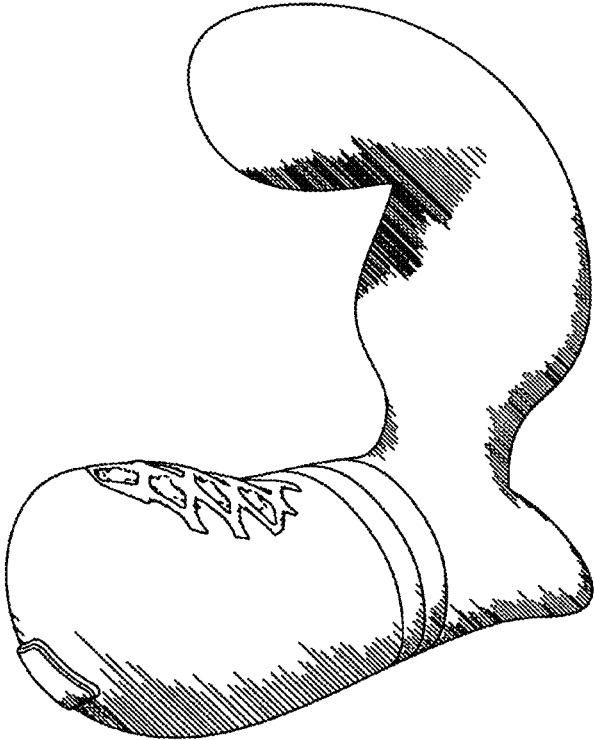


FIG. 1

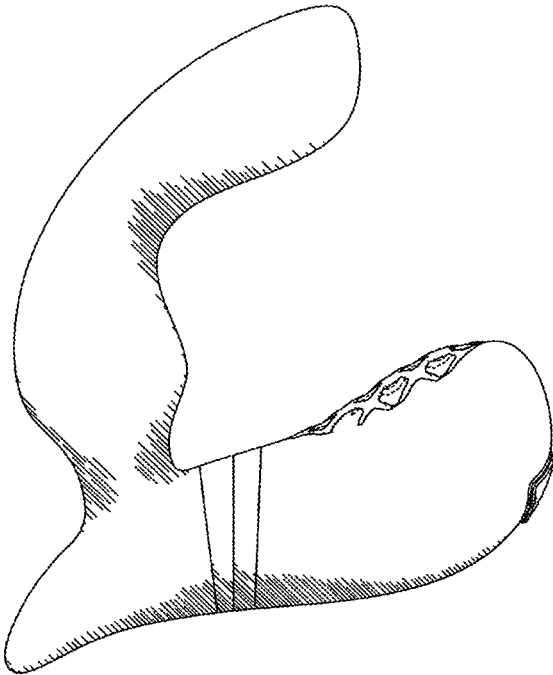


FIG. 2

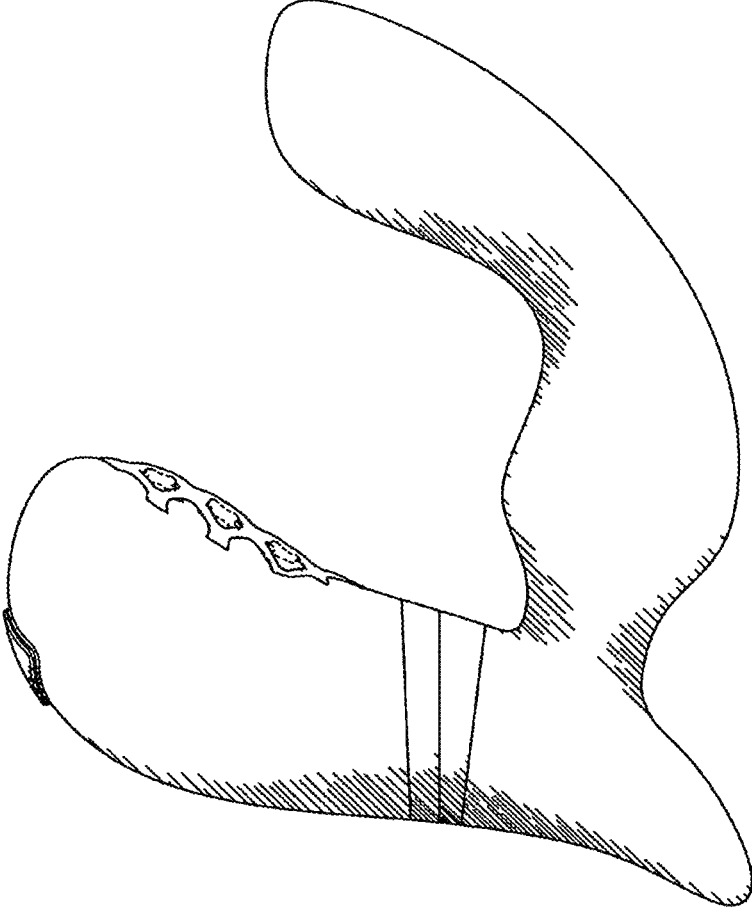


FIG. 3

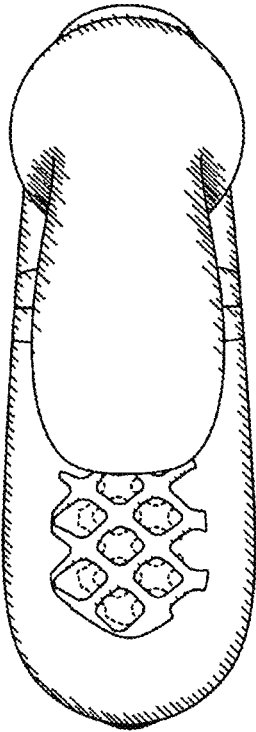


FIG. 4




FIG. 5

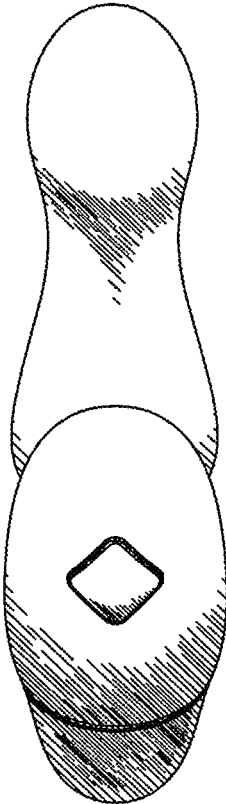


FIG. 6

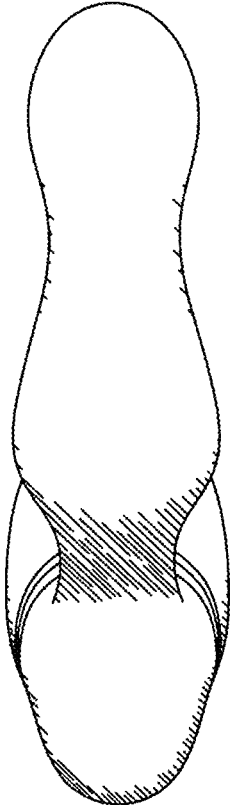


FIG. 7