

R. L. PATE.
ARTICLE HOLDER.
APPLICATION FILED FEB. 4, 1909.

958,526.

Patented May 17, 1910.

Fig. 1.

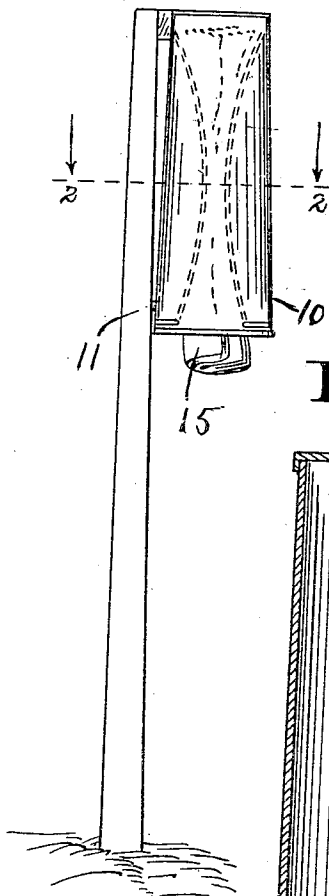


Fig. 2.

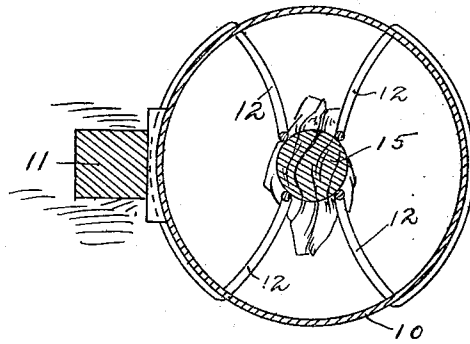


Fig. 3.

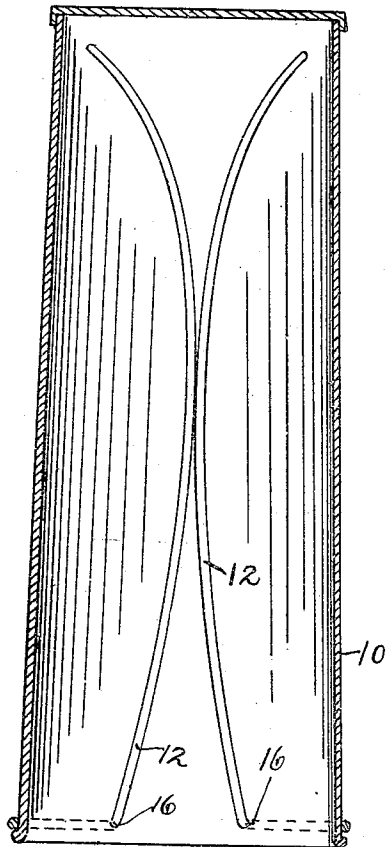
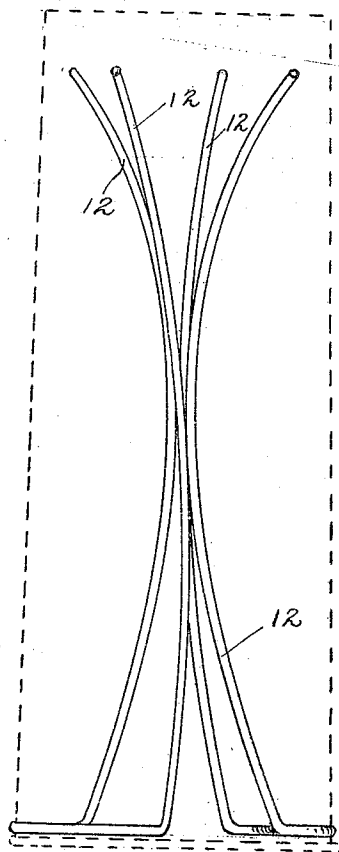


Fig. 4.



WITNESSES:

O. M. McLaughlin
G. H. Boink.

INVENTOR.

Robert L. Pate.

BY

D. H. Wood
ATTORNEY.

UNITED STATES PATENT OFFICE.

ROBERT L. PATE, OF SPRINGFIELD, MISSOURI.

ARTICLE-HOLDER.

958,526.

Specification of Letters Patent. Patented May 17, 1910.

Application filed February 4, 1909. Serial No. 476,060.

To all whom it may concern.

Be it known that I, ROBERT L. PATE, of Springfield, county of Greene, and State of Missouri, have invented a certain new and useful Article-Holder; and I do hereby declare that the following is a full, clear, and exact description thereof, reference being had to the accompanying drawings, in which like numerals refer to like parts.

The object of this invention is to provide an improved and satisfactory holder for newspapers and like packages.

The invention has been devised particularly with reference to boxes in which newspapers may be placed by the newsboy or postman, and whereby the paper will be protected from the rain.

The chief feature of the invention consists in providing a casing closed at the top and open at the bottom with a plurality of spring holders within the same, between which the rolled up newspaper or other package of substantially the same form may be inserted upwardly and be held thereby until removed.

The nature of the invention will be understood from the accompanying drawings and the following description and claim.

In the drawings Figure 1 is a side elevation of a post with said holder secured thereto and containing a newspaper. Fig. 2 is a cross-section on an enlarged scale on the line 2—2 of Fig. 1. Fig. 3 is a central vertical section through the holder without any article therein. Fig. 4 is a side elevation of the spring holders with the casing shown by dotted lines.

In the drawings, holder 10 is secured to the post 11, but it may be secured to the front of a house or to any other means desired. Said casing or holder 10 is closed at the top and open at the bottom and is preferably larger at the bottom than at the top. Spring holders 12 are mounted within the casing 10, preferably with the lower end extending through the lower end of the casing at two points and looped about the outer surface of the casing between said points, and extending upwardly and curved rearwardly to a substantially central point, and then curved outwardly to the upper end of the spring, the upper end being free. There

is a plurality of these spring holders, preferably four, projecting from the inner wall at its lower end at points substantially equidistant from each other, so that a newspaper 15 can be pushed up between them and will be frictionally engaged by each of them on opposite sides at various points around the newspaper or article, and thus be held in place. The springs, as herein shown, are formed of two wires that are threaded through holes at 16 in the casing, so that the middle portion of each wire is curved around the outside of the casing for about a hundred degrees, and the two pairs of springs formed from said two wires are substantially opposite each other.

As shown in Figs. 3 and 4, with a plurality of holders curved as indicated, a spring holder is provided with a downwardly flaring or widened lower end, whereby a newspaper or other article can be readily shoved up to a position between the spring holders. Furthermore, by using a plurality of holders flaring as indicated, they will receive in the holder an article of almost any form, whether flat or round, or substantially flat or substantially round. Hence a newspaper folded flat can be as readily inserted as one twisted in round form, and it would hold an article of irregular form as well for the same reason.

What I claim as my invention and desire to secure by Letters Patent is:

A holder for newspapers and other articles including a casing closed at its upper end and open at its lower end, and a plurality of spring holders within said casing, each of said holders consisting of a wire inserted through the casing at two points near the lower end thereof and looped around a segment of the casing at the outside with the inner and free ends of the springs extending upwardly into the casing and bent inwardly in position to bear against any other spring in said casing, substantially as set forth.

In witness whereof, I have hereunto affixed my signature in the presence of the witnesses herein named.

ROBERT L. PATE.

Witnesses:

D. W. R. COX,
WILL S. GREENE.