



(12) **United States Design Patent**
Tian

(10) **Patent No.:** **US D1,015,115 S**
(45) **Date of Patent:** **** Feb. 20, 2024**

- (54) **VEHICLE GRAB HANDLE**
- (71) Applicant: **Shenzhen Zhengtu Auto Accessories Co., Ltd.**, Shenzhen (CN)
- (72) Inventor: **Xin Tian**, Shenzhen (CN)
- (73) Assignee: **SHENZHEN ZHENG TU AUTO ACCESSORIES CO., LTD.**, Shenzhen (CN)

- D879,703 S * 3/2020 Perry D12/412
- D889,577 S * 7/2020 Doerksen D21/771
- 2003/0074767 A1 * 4/2003 Chang B60N 3/023
16/438
- 2005/0028323 A1 * 2/2005 Meyer B60N 3/023
16/445
- 2007/0200380 A1 * 8/2007 Stolarczyk B60N 3/026
296/1.02
- 2009/0295180 A1 * 12/2009 Boehner B60N 3/026
296/1.02

(Continued)

(**) Term: **15 Years**

OTHER PUBLICATIONS

(21) Appl. No.: **29/842,313**

“Auxmart Rear Grab Handles”, Oct. 8, 2015, Amazon.com, site visited Sep. 19, 2023: <https://www.amazon.com/dp/B016BH7QDE> (Year: 2015).*

(22) Filed: **Jun. 13, 2022**

(Continued)

(51) **LOC (14) Cl.** **08-06**

(52) **U.S. Cl.**

USPC **D8/316; D12/400**

(58) **Field of Classification Search**

USPC D8/300, 303, 315, 316, 319, 320;
D12/114, 400

CPC B60N 3/023; B60N 3/026; B60N 3/02;
B25G 1/04

See application file for complete search history.

Primary Examiner — Jack Reickel
Assistant Examiner — Michael A Kervin

(57) **CLAIM**

The ornamental design for a vehicle grab handle, as shown and described.

(56) **References Cited**

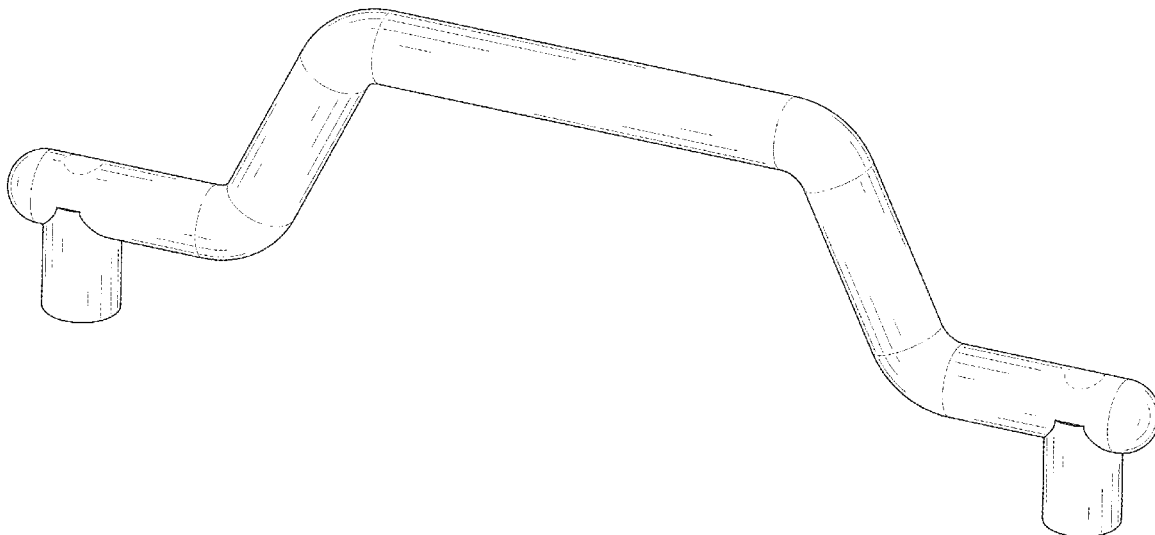
DESCRIPTION

U.S. PATENT DOCUMENTS

- D251,190 S * 2/1979 Peterson D12/400
- D290,683 S * 7/1987 Dartnall D8/320
- D359,720 S * 6/1995 Jaramillo, Sr. D12/307
- D361,436 S * 8/1995 Warshawsky D8/316
- D380,956 S * 7/1997 Collins D8/316
- 6,554,338 B1 * 4/2003 Spence B60N 3/02
16/110.1
- 6,647,594 B1 * 11/2003 Deb B60N 3/026
16/431
- D621,955 S * 8/2010 Seehof D25/41.1
- 8,672,381 B1 * 3/2014 Bauer B60N 3/02
296/193.06
- D705,638 S * 5/2014 Aruga B25G 1/04
D8/303
- 9,713,970 B1 * 7/2017 Scheurer, II B60N 2/3011

FIG. 1 is a perspective view of a vehicle grab handle showing my new design;
FIG. 2 is another perspective view thereof;
FIG. 3 is a front elevational view thereof;
FIG. 4 is a rear elevational view thereof;
FIG. 5 is a left side elevational view thereof;
FIG. 6 is a right side elevational view thereof;
FIG. 7 is a top plan view thereof; and,
FIG. 8 is a bottom plan view thereof.
The broken lines in the drawings depict portions of the vehicle grab handle that form no part of the claimed design.

1 Claim, 8 Drawing Sheets



(56)

References Cited

U.S. PATENT DOCUMENTS

2013/0301289 A1* 11/2013 Durkin B60Q 3/16
362/544
2015/0021933 A1* 1/2015 Shin B60N 3/023
292/336.3
2016/0297340 A1* 10/2016 Yang B60N 3/026
2016/0304180 A1* 10/2016 Steven G05G 1/58
2021/0138949 A1* 5/2021 Adams-Campos B60J 7/1628

OTHER PUBLICATIONS

“Retrac 602000 11¹/₁₆-Inch Stainless Steel Semi Truck Grab Handle”,
Apr. 9, 2021, Amazon.com, site visited Sep. 19, 2023: <https://www.amazon.com/dp/B09251W3Y2> (Year: 2021).*

“JeCar Front Grab Handles”, Jun. 27, 2022, Amazon.com, site
visited Sep. 19, 2023: <https://www.amazon.com/dp/B0B56QK4SV>
(Year: 2022).*

* cited by examiner

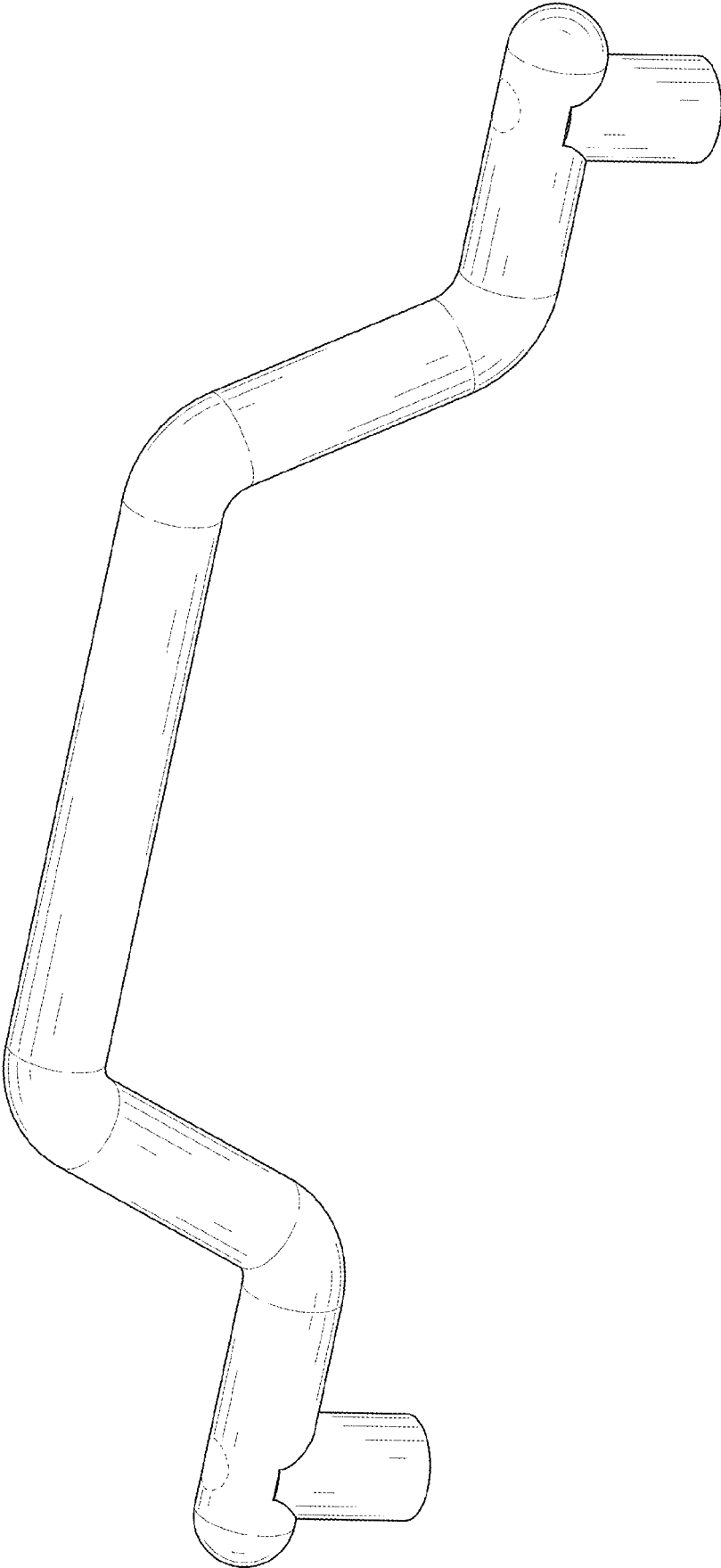


FIG. 1

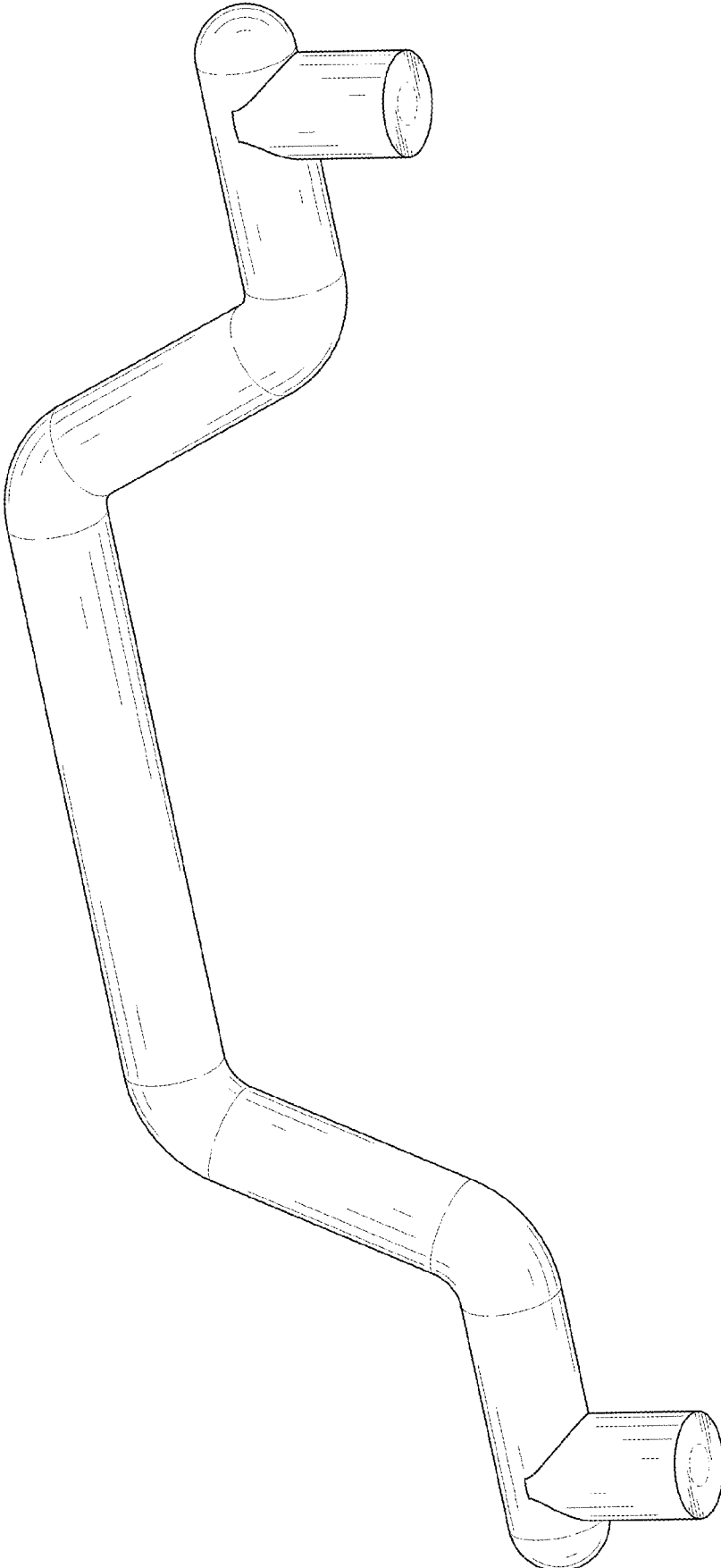


FIG. 2




FIG. 3




FIG. 4

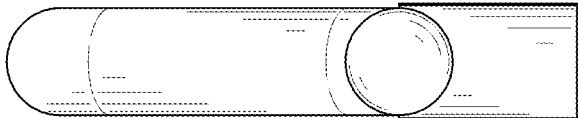


FIG. 5

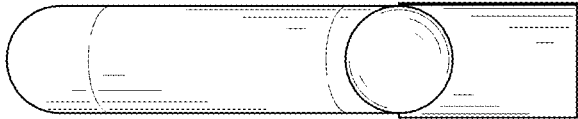


FIG. 6



FIG. 7



FIG. 8