



(12) **United States Design Patent**
Zaharinov

(10) **Patent No.:** **US D1,002,386 S**
(45) **Date of Patent:** **** Oct. 24, 2023**

- (54) **COLLAPSIBLE CONTAINER**
- (71) Applicant: **DIFOLD INC.**, Middletown, DE (US)
- (72) Inventor: **Petar Kirilov Zaharinov**, Sofia (BG)
- (73) Assignee: **DIFOLD INC.**, Middletown, DE (US)
- (**) Term: **15 Years**
- (21) Appl. No.: **29/810,610**
- (22) Filed: **Oct. 6, 2021**

- (56) **References Cited**
- U.S. PATENT DOCUMENTS
- | | | |
|------------|-----------|------------------------|
| D604,164 S | 11/2009 | Miller et al. |
| D693,237 S | 11/2013 | Bates et al. |
| D760,592 S | 7/2016 | Charnley |
| D858,307 S | 9/2019 | Latour et al. |
| D924,059 S | 7/2021 | Lyon et al. |
| D925,372 S | 7/2021 | Maclam et al. |
| D935,892 S | * 11/2021 | Zaharinov D9/695 |

- Related U.S. Application Data**
- (62) Division of application No. 29/712,365, filed on Nov. 7, 2019, now Pat. No. Des. 935,892.
 - (51) **LOC (14) Cl.** **09-05**
 - (52) **U.S. Cl.**
USPC **D9/695**
 - (58) **Field of Classification Search**
USPC D9/695-699, 702-703, 705, 707-708, D9/711-712, 521-522, 516, 541, D9/556-560, 723-729, 447, 442-443, D9/453, 730, 686, 688-693, 435, 440; D28/91.1, 76-78, 82, 88, 7; D4/112, D4/114; D24/119, 133; D19/66
CPC B65D 35/00; B65D 35/28; B65D 35/02; B65D 35/04; B65D 35/08; B65D 35/36; B65D 35/38; B65D 5/00; B65D 5/001; B65D 5/0227; B65D 5/0254; B65D 5/0045; B65D 5/18; B65D 5/2033; B65D 5/38; B65D 1/32; B65D 1/00; B65D 1/322; B65D 1/24; B65D 1/38
See application file for complete search history.

OTHER PUBLICATIONS

Restriction Requirement dated Jun. 7, 2021 in U.S. Appl. No. 29/712,365.

* cited by examiner

Primary Examiner — Abraham Bahta
(74) *Attorney, Agent, or Firm* — Marshall, Gerstein & Borun LLP

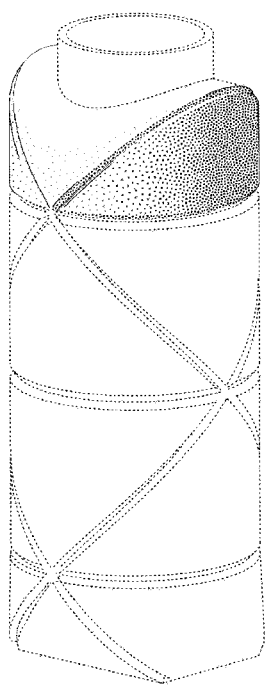
(57) **CLAIM**

The ornamental design for a collapsible container, as shown and described.

DESCRIPTION

FIG. 1 is a perspective view of the collapsible container showing my new design; FIG. 2 is a front view of the design shown in FIG. 1, the back view being a mirror image thereof; and, FIG. 3 is a left side view of the design shown in FIG. 1, the right side view being a mirror image thereof. The broken lines are for illustrative purposes only and form no part of the claimed design.

1 Claim, 3 Drawing Sheets



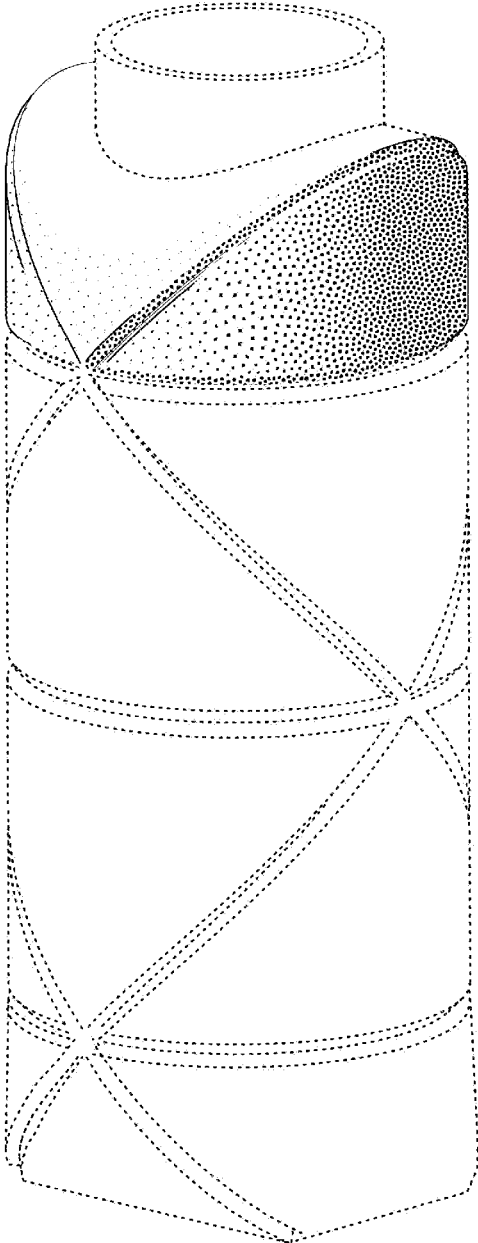


FIG.1

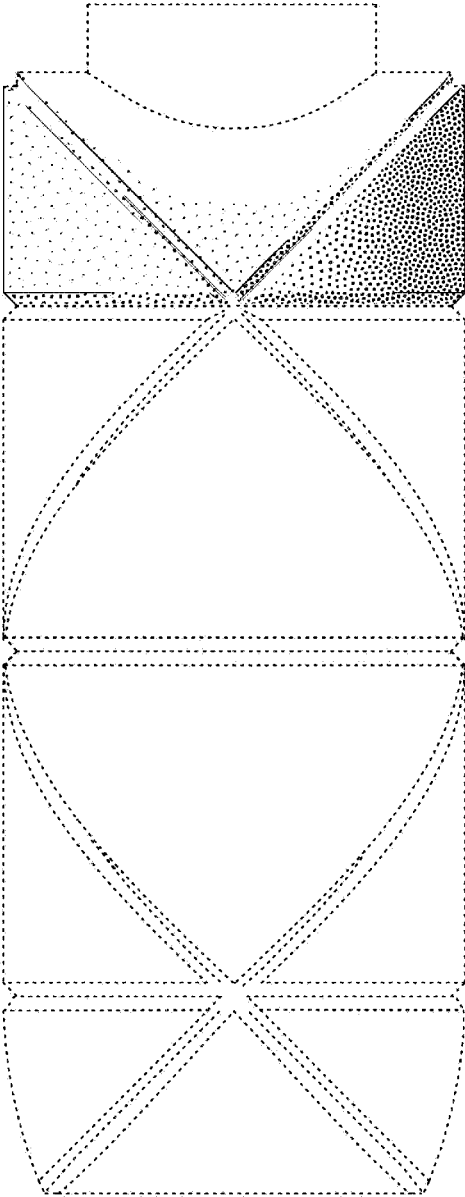


FIG. 2

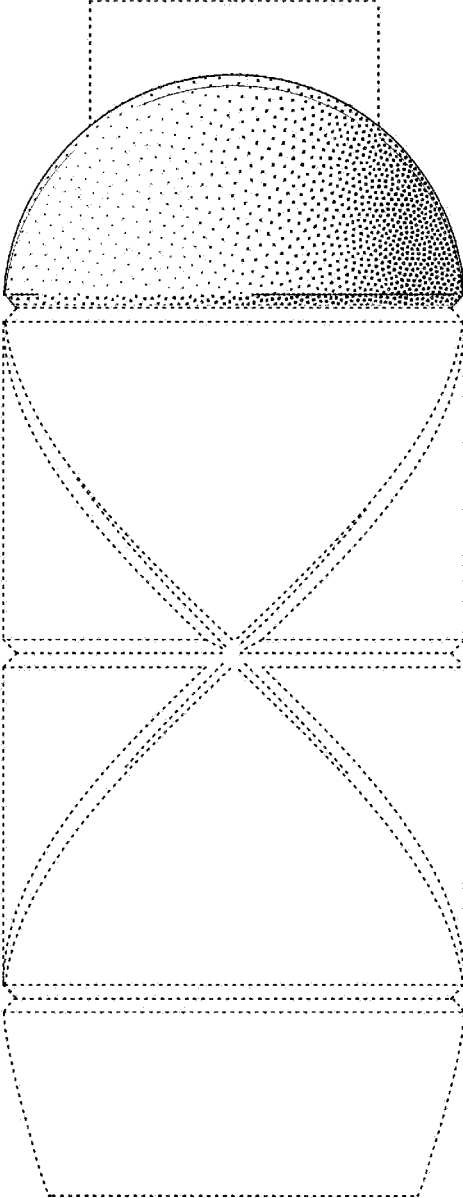


FIG. 3