



US00D386025S

United States Patent [19]

[11] Patent Number: **Des. 386,025**

Mervar et al.

[45] Date of Patent: ****Nov. 11, 1997**

[54] **TOILET TISSUE DISPENSER**

[75] Inventors: **Robert Mervar**, Hillsboro, Oreg.;
Manoj Mistry, Leicester, United Kingdom; **Ronald Vish**, Somerville, Mass.

[73] Assignee: **James River Corporation of Virginia**, Richmond, Va.

[**] Term: **14 Years**

[21] Appl. No.: **60,552**

[22] Filed: **Sep. 30, 1996**

[51] LOC (6) Cl. **07-07**

[52] U.S. Cl. **D6/520**

[58] Field of Search **D6/518, 520, 522-523; 242/558, 560, 570, 590, 598, 600; 312/34.8, 34.1, 34.22; 206/389**

[56] **References Cited**

U.S. PATENT DOCUMENTS

D. 248,001 5/1978 Santaella D6/520

D. 340,375	10/1993	Hines	D6/523
D. 342,635	12/1993	Carter et al.	D6/518
D. 356,707	3/1995	Morand	D6/522
3,211,504	10/1965	Bump	D6/520 X
4,804,149	2/1989	Murphy	312/34.8

Primary Examiner—Brian N. Vinson
Attorney, Agent, or Firm—Thomas R. Lampe

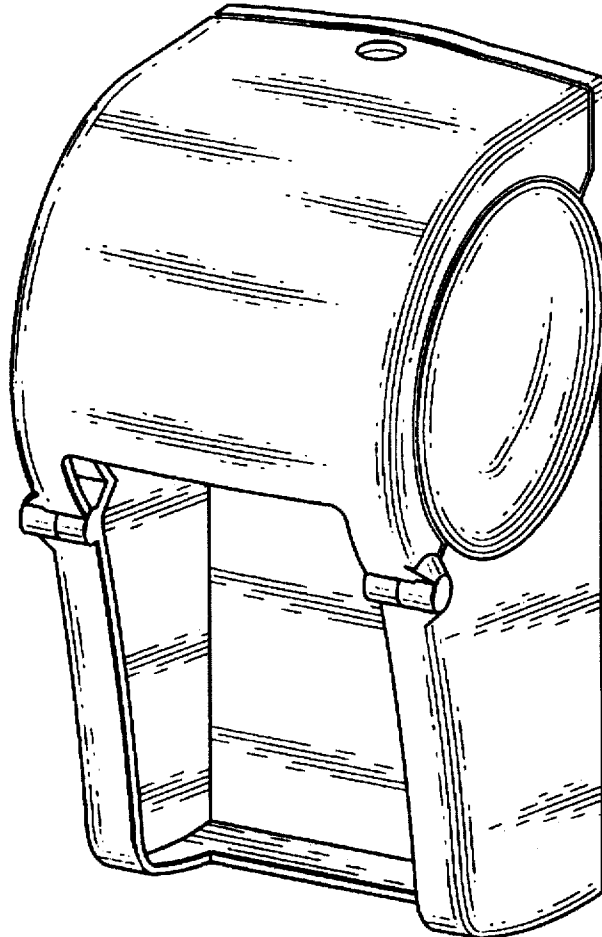
[57] **CLAIM**

The ornamental design for toilet tissue dispenser, as shown and described.

DESCRIPTION

FIG. 1 is a front perspective view of toilet tissue dispenser showing our design;
FIG. 2 is a front elevation view thereof;
FIG. 3 is a right side view thereof, the left side view being a mirror image;
FIG. 4 is a rear elevation view thereof;
FIG. 5 is a bottom plan view thereof; and,
FIG. 6 is a top plan view thereof.

1 Claim, 2 Drawing Sheets



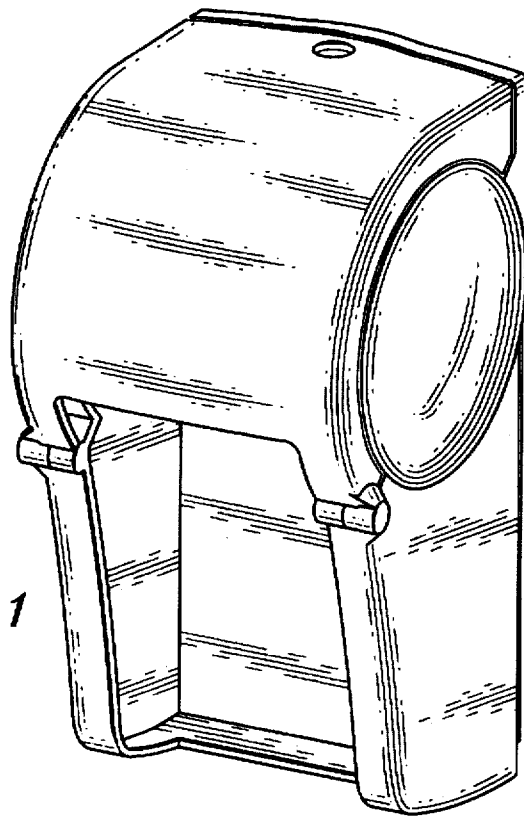


Fig. 1




Fig. 2

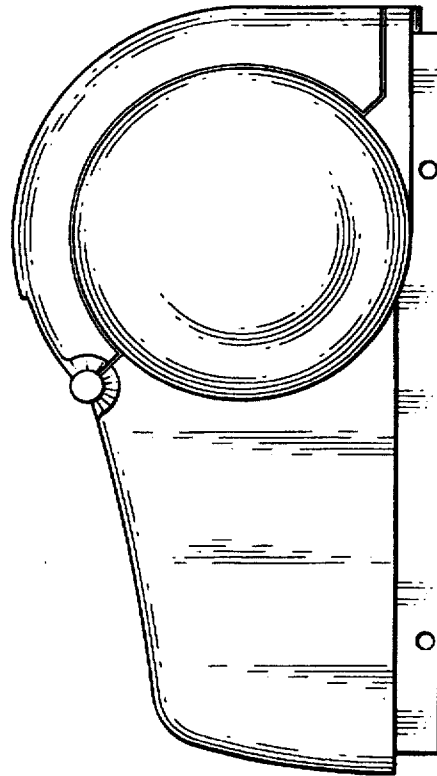


Fig. 3

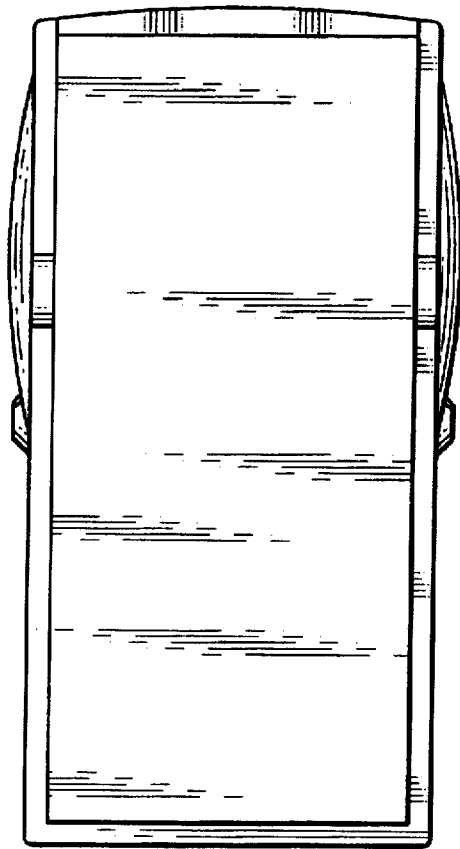


Fig. 4




Fig. 5

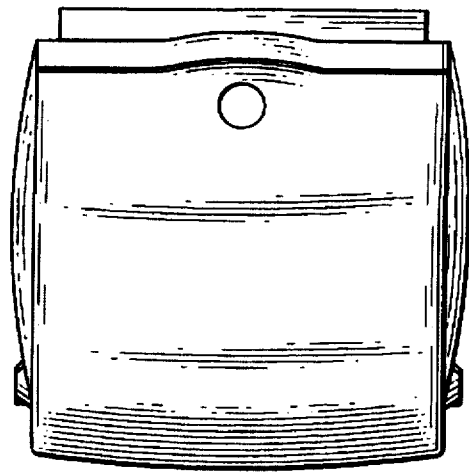


Fig. 6