



US00D648339S

(12) **United States Design Patent**
O'Neil et al.

(10) **Patent No.:** **US D648,339 S**

(45) **Date of Patent:** **** Nov. 8, 2011**

(54) **INFORMATION HANDLING SYSTEM DOCKING STATION**

D609,707 S * 2/2010 Lee D14/434
2008/0219488 A1 * 9/2008 Crooijmans et al. 381/333
2010/0118485 A1 * 5/2010 Crooijmans et al. 361/679.43

(75) Inventors: **Daniel O'Neil**, Austin, TX (US); **Kit R. Morris**, Austin, TX (US)

OTHER PUBLICATIONS

Kensington Notebook Docking Station with Stand sd100s, <http://us.kensington.com/html/13343.html>, printed Feb. 15, 2011.
MedGadget, http://medgadget.com/archives/2008/09/panasonics_medical_tablet_sees_light_of_day.html, Sep. 30, 2008.

(73) Assignee: **Dell Products L.P.**, Round Rock, TX (US)

* cited by examiner

(**) Term: **14 Years**

Primary Examiner — Freda Nunn

(21) Appl. No.: **29/379,082**

(74) *Attorney, Agent, or Firm* — Hamilton & Terrile, LLP; Stephen A. Terrile

(22) Filed: **Nov. 15, 2010**

(57) **CLAIM**

(51) **LOC (9) Cl.** **14-02**

We claim the ornamental design for an information handling system shown mounted to the docking station comprising the present invention;

(52) **U.S. Cl.** **D14/434**

(58) **Field of Classification Search** D14/432-434,
D14/314, 204, 420, 421, 447, 217, 358; D13/107,
D13/108, 146; D8/373; 248/346.03, 176.1;
361/679.41, 679.31, 679.32, 679.4, 679.43,
361/679.55, 679.33; 320/109, 112-115;
710/15, 303; 455/557

DESCRIPTION

See application file for complete search history.

FIG. 1 is a front perspective view of the information handling system docking station with an information handling system shown mounted to the docking station comprising the present invention;

(56) **References Cited**

U.S. PATENT DOCUMENTS

D458,266 S * 6/2002 Herath D14/434
D507,794 S * 7/2005 Wang et al. D14/434
6,926,130 B2 * 8/2005 Skowronski 191/12.2 R
7,145,603 B2 * 12/2006 Whitby et al. 348/375
D584,731 S * 1/2009 Montgomery et al. D14/434
D607,879 S * 1/2010 Ferber et al. D14/217

FIG. 2 is a front perspective view thereof;

FIG. 3 is a front view thereof;

FIG. 4 is a right side view thereof;

FIG. 5 is a left side view thereof;

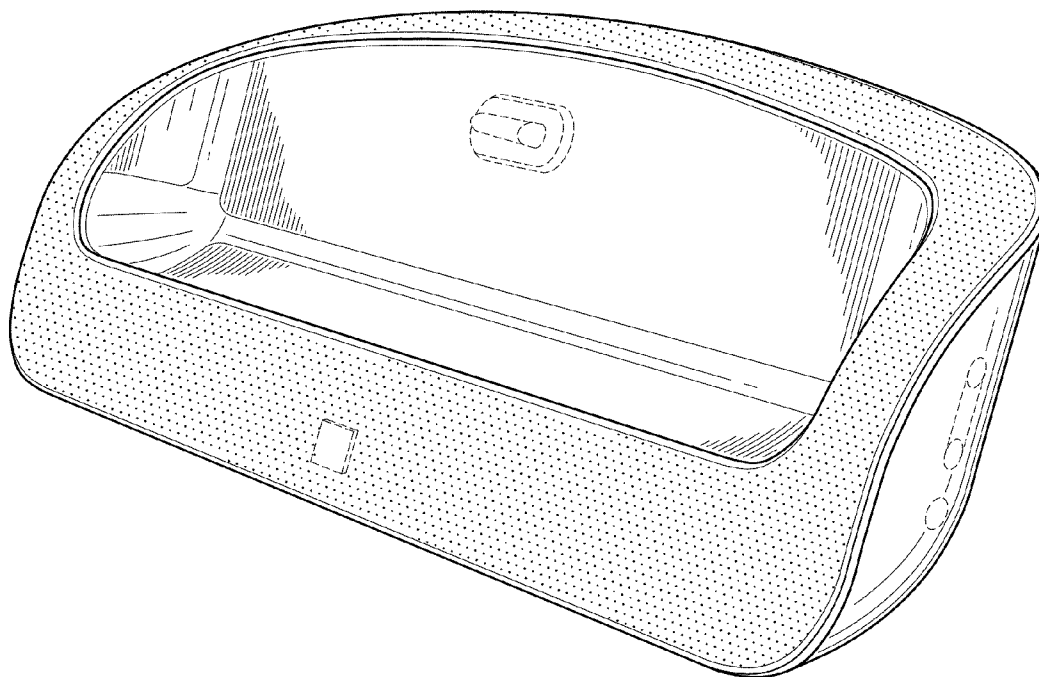
FIG. 6 is a back view thereof;

FIG. 7 is a top view thereof; and,

FIG. 8 is a bottom view thereof.

Broken lines shown in the drawings illustrate portions of the information handling system docking station, and form no part of the claimed design.

1 Claim, 4 Drawing Sheets



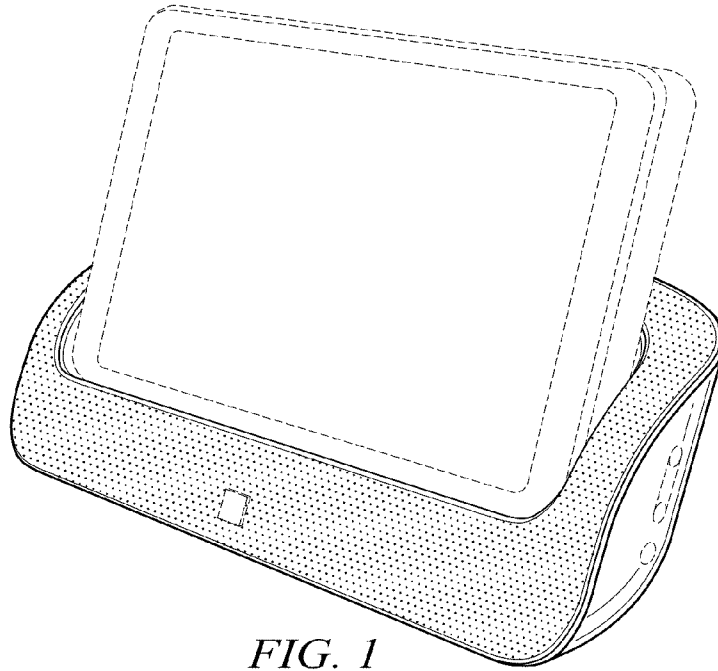


FIG. 1

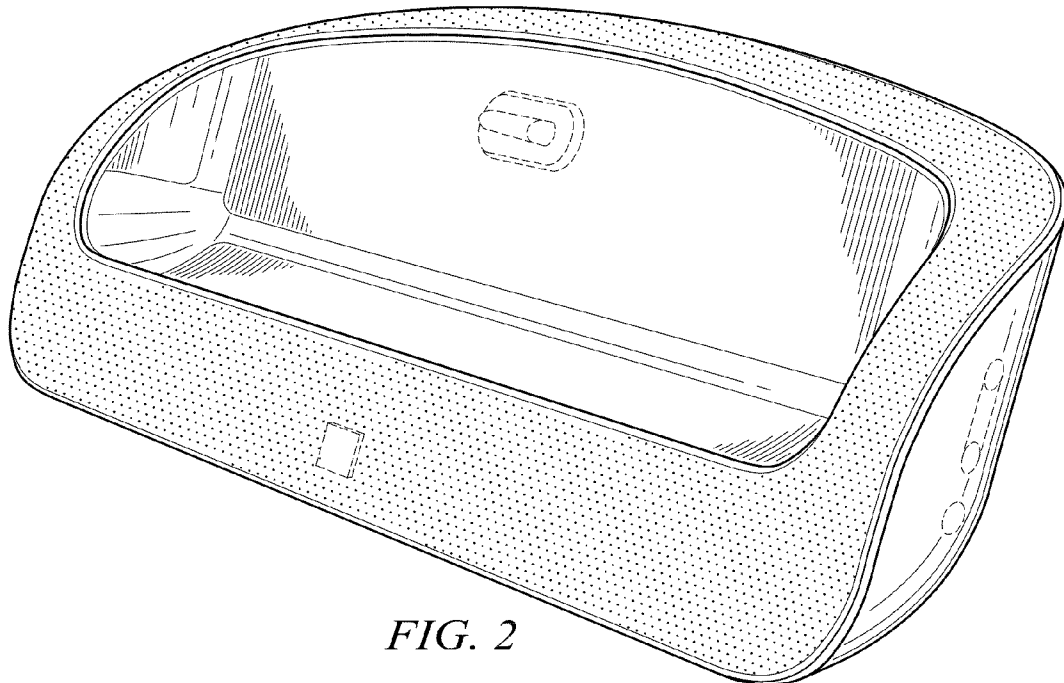


FIG. 2

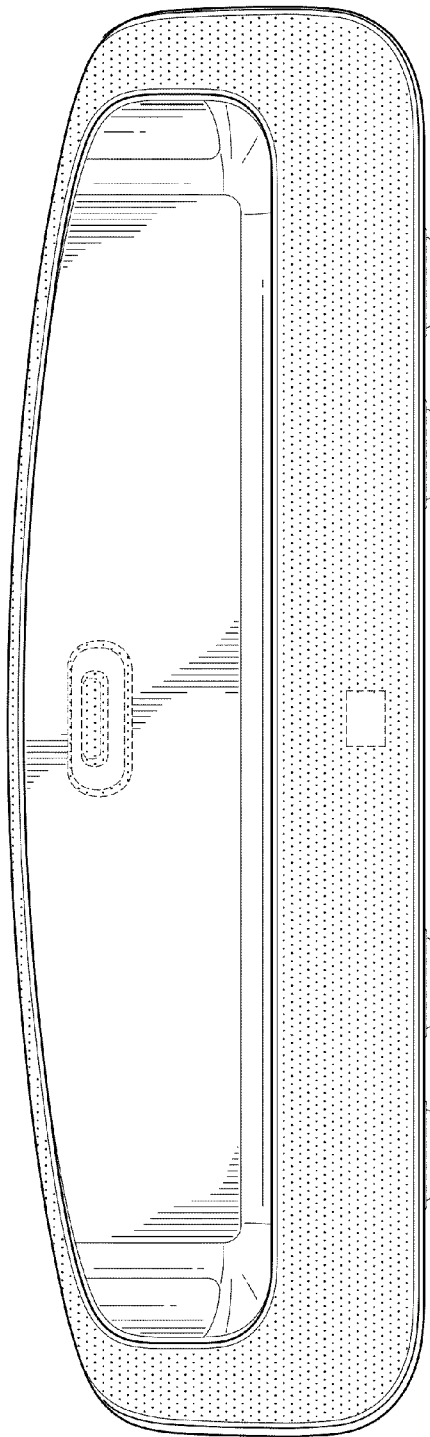


FIG. 3

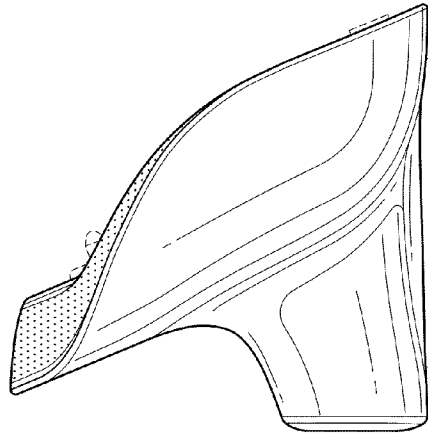


FIG. 5

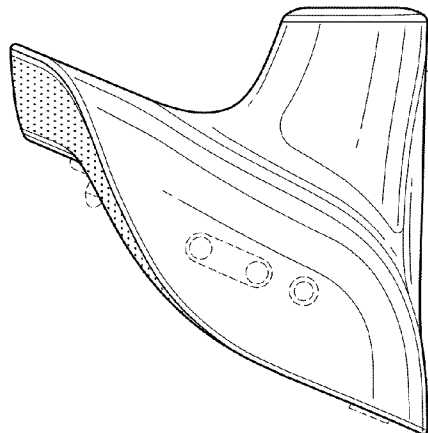


FIG. 4

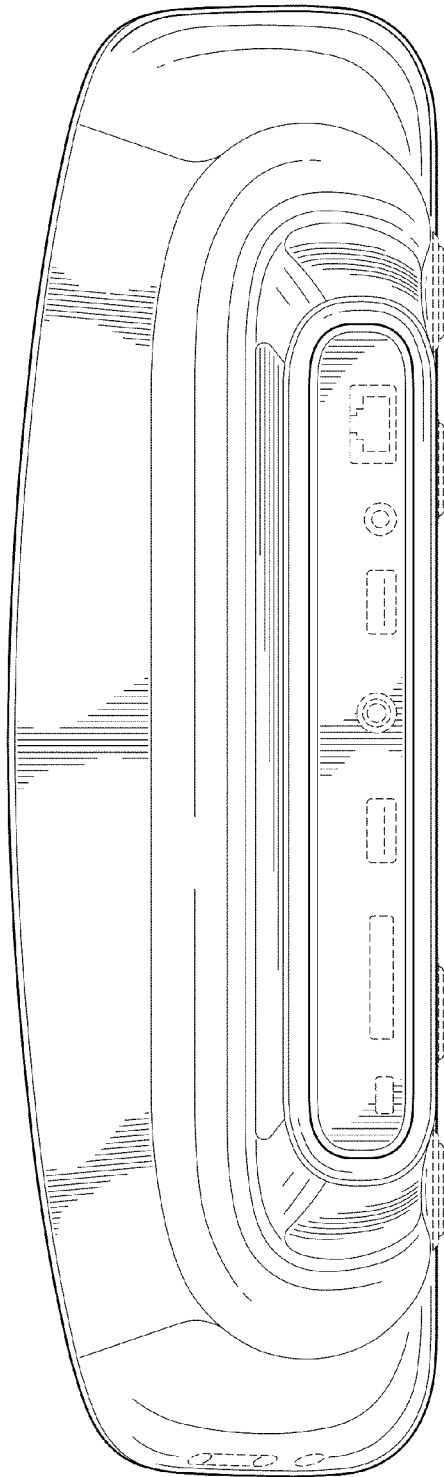


FIG. 6

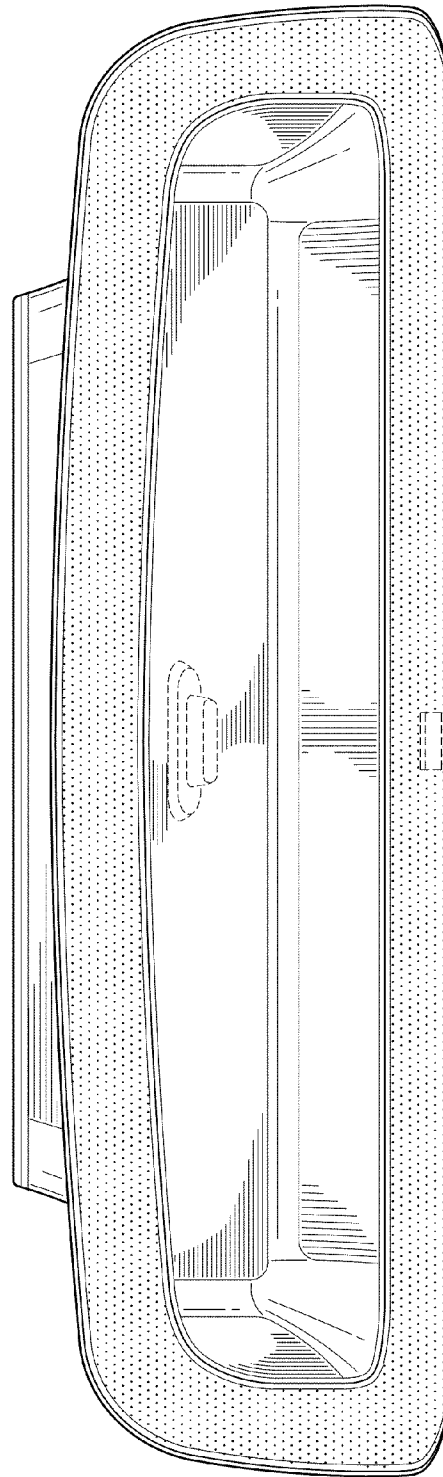


FIG. 7




FIG. 8