



US00D983846S

(12) **United States Design Patent** (10) **Patent No.:** **US D983,846 S**
Sim et al. (45) **Date of Patent:** **** Apr. 18, 2023**

(54) **REFRIGERATOR**

(56) **References Cited**

(71) Applicant: **Samsung Electronics Co., Ltd.**,
Suwon-si (KR)

(72) Inventors: **Hyunjoo Sim**, Suwon-si (KR);
Choongeun Lee, Suwon-si (KR)

(73) Assignee: **Samsung Electronics Co., Ltd.**,
Suwon-si (KR)

(**) Term: **15 Years**

(21) Appl. No.: **29/810,100**

(22) Filed: **Oct. 1, 2021**

(30) **Foreign Application Priority Data**

May 12, 2021 (KR) 30-2021-0022792

(51) **LOC (14) Cl.** **15-07**

(52) **U.S. Cl.**
USPC **D15/89**

(58) **Field of Classification Search**
USPC D15/79-91

CPC .. F25D 11/00; F25D 17/065; F25D 2325/022;
F25D 23/069; F25D 25/025; F25D 11/02;
F25D 17/062; F25D 21/12; F25D 21/125;
F25D 21/14; F25D 2317/061; F25D
2317/067; F25D 2323/021; F25D
2323/024; F25D 23/028; F25D 23/04;
F25D 23/066; F25D 23/085; F25D
23/087; F25D 23/126; F25D 2400/02;
F25D 2400/06; F25D 2400/361; F25D
2400/40; F25D 25/005; F25D 25/02;
F25D 2600/02; F25D 2700/02; F25D
2700/12; F25D 2700/121; F25D 2700/14;
F25D 29/00

See application file for complete search history.

U.S. PATENT DOCUMENTS

D734,784	S	*	7/2015	Kim	D15/89
D849,804	S	*	5/2019	Seo	D15/89
D862,530	S	*	10/2019	Seo	D15/89
D881,954	S	*	4/2020	Kim	D15/89
D883,348	S	*	5/2020	Burke	D15/89
D886,166	S	*	6/2020	Kim	D15/89
D921,066	S	*	6/2021	Lee	D15/89

FOREIGN PATENT DOCUMENTS

KR	30-2005-0036756	6/2006
KR	30-2006-0039278	12/2007
KR	30-2010-0005292	11/2011
KR	30-2011-0028188	9/2012
KR	30-2011-0037021	11/2012

* cited by examiner

Primary Examiner — Khawaja Anwar
(74) *Attorney, Agent, or Firm* — NSIP Law

(57) **CLAIM**

We claim the ornamental design for a refrigerator, as shown and described.

DESCRIPTION

FIG. 1 is a front perspective view of a refrigerator showing our new design;
FIG. 2 is a front view thereof;
FIG. 3 is a rear view thereof;
FIG. 4 is a left-side view thereof;
FIG. 5 is a right-side view thereof;
FIG. 6 is a top view thereof;
FIG. 7 is a bottom view thereof;
FIG. 8 is another front perspective view thereof; and,
FIG. 9 is a bottom perspective view thereof.
The broken lines in the figures depict portions of the refrigerator which form no part of the claimed design.

1 Claim, 9 Drawing Sheets

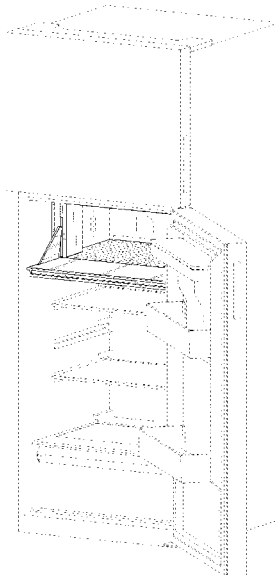


FIG. 1

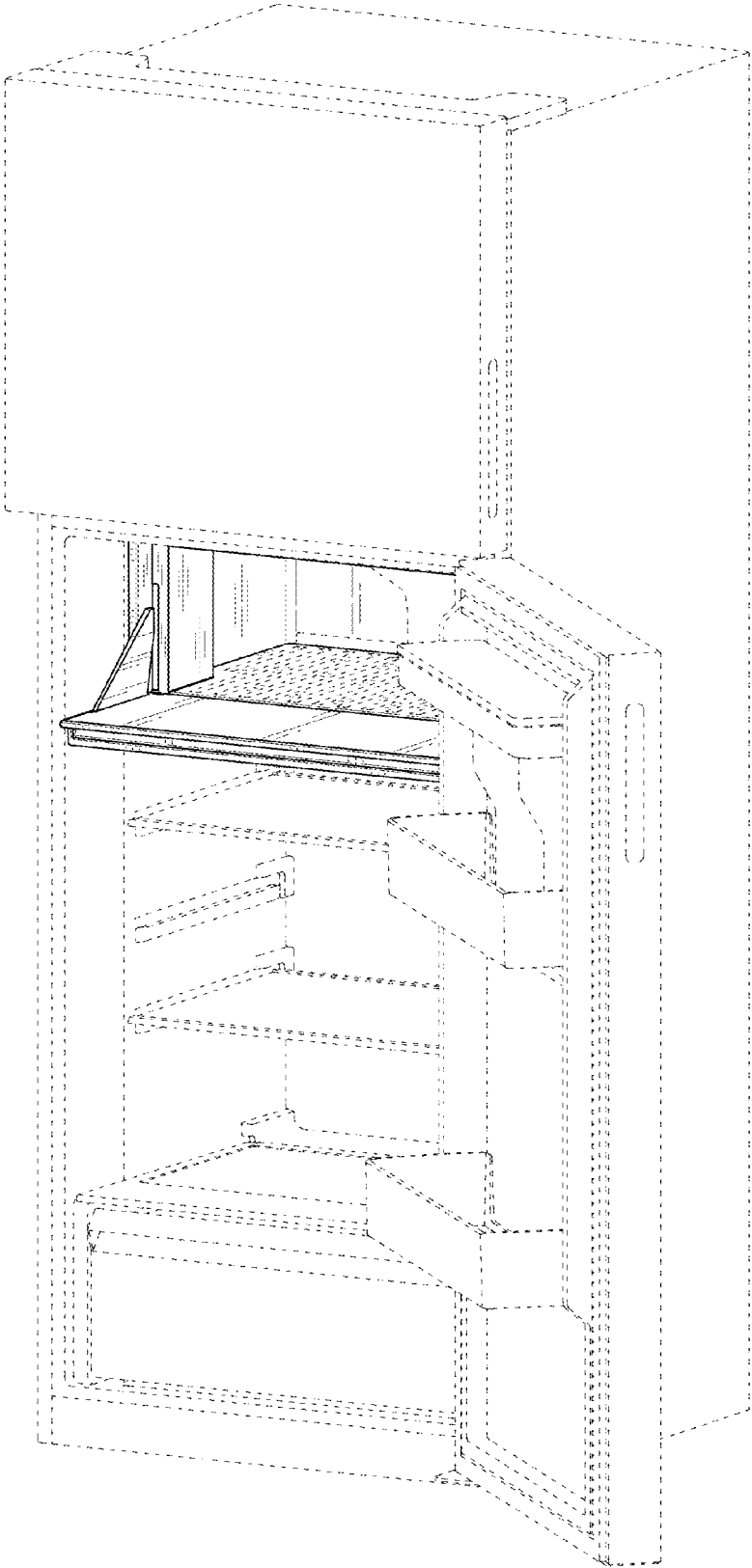


FIG. 2

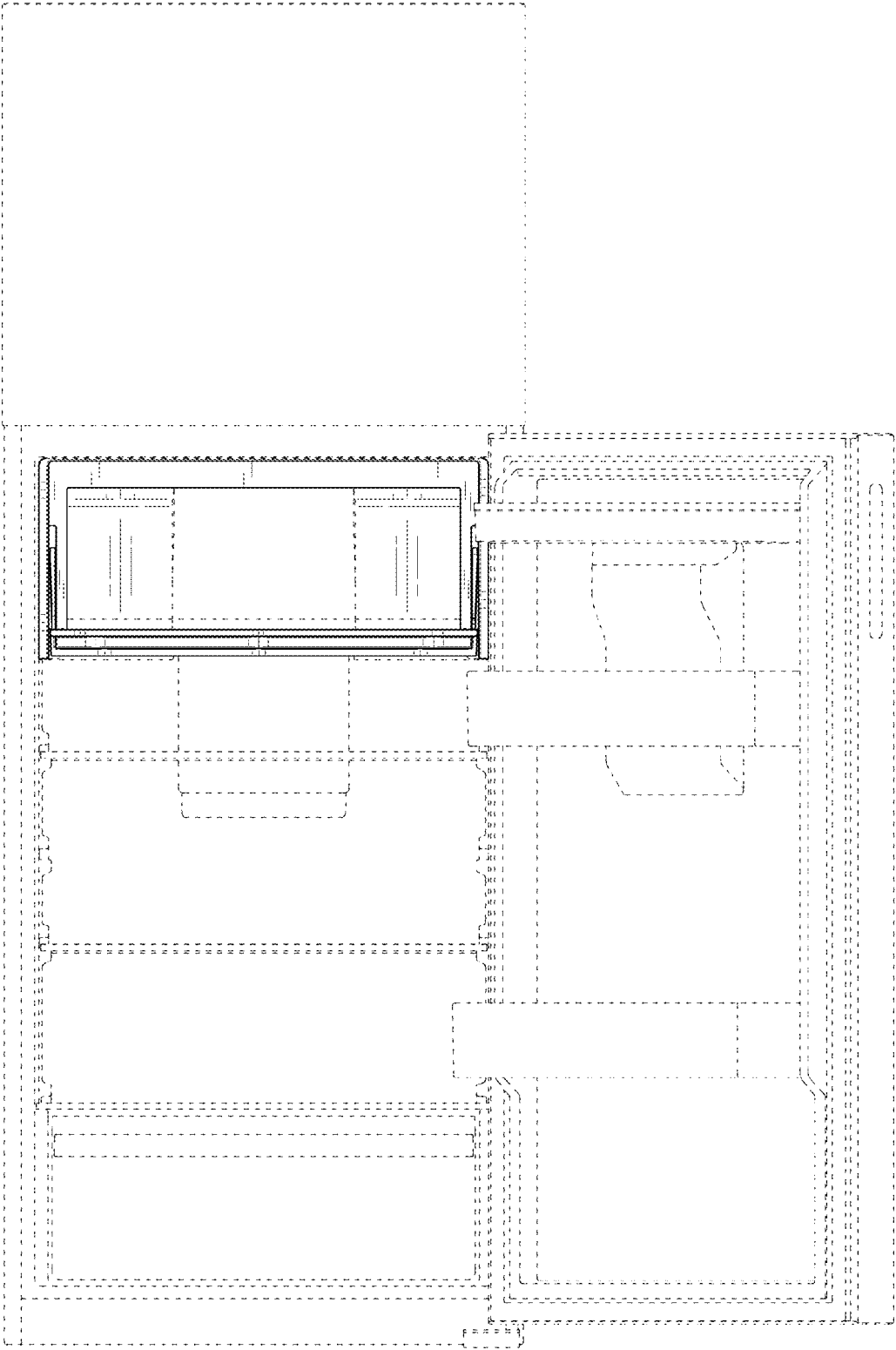


FIG. 3

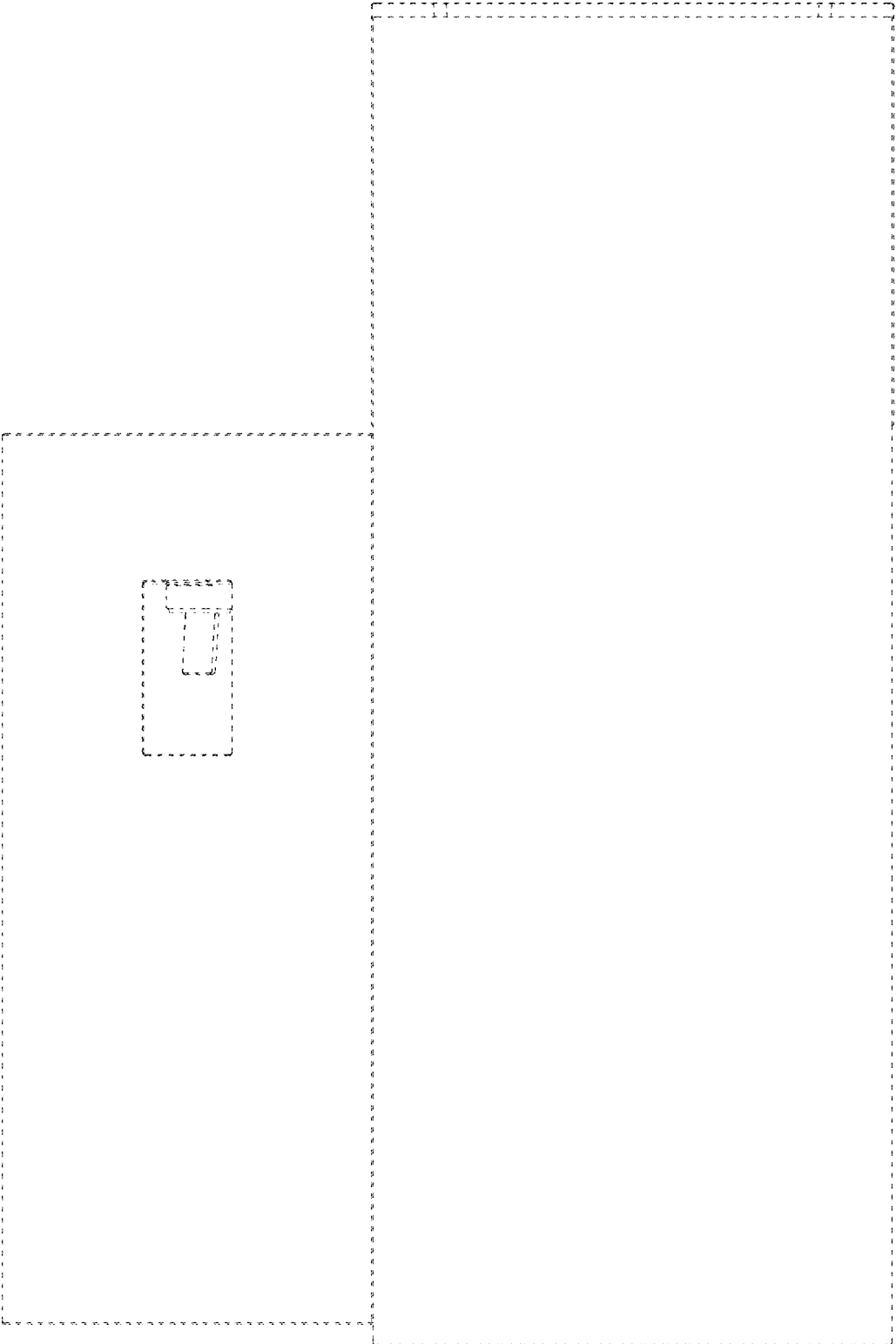


FIG. 4

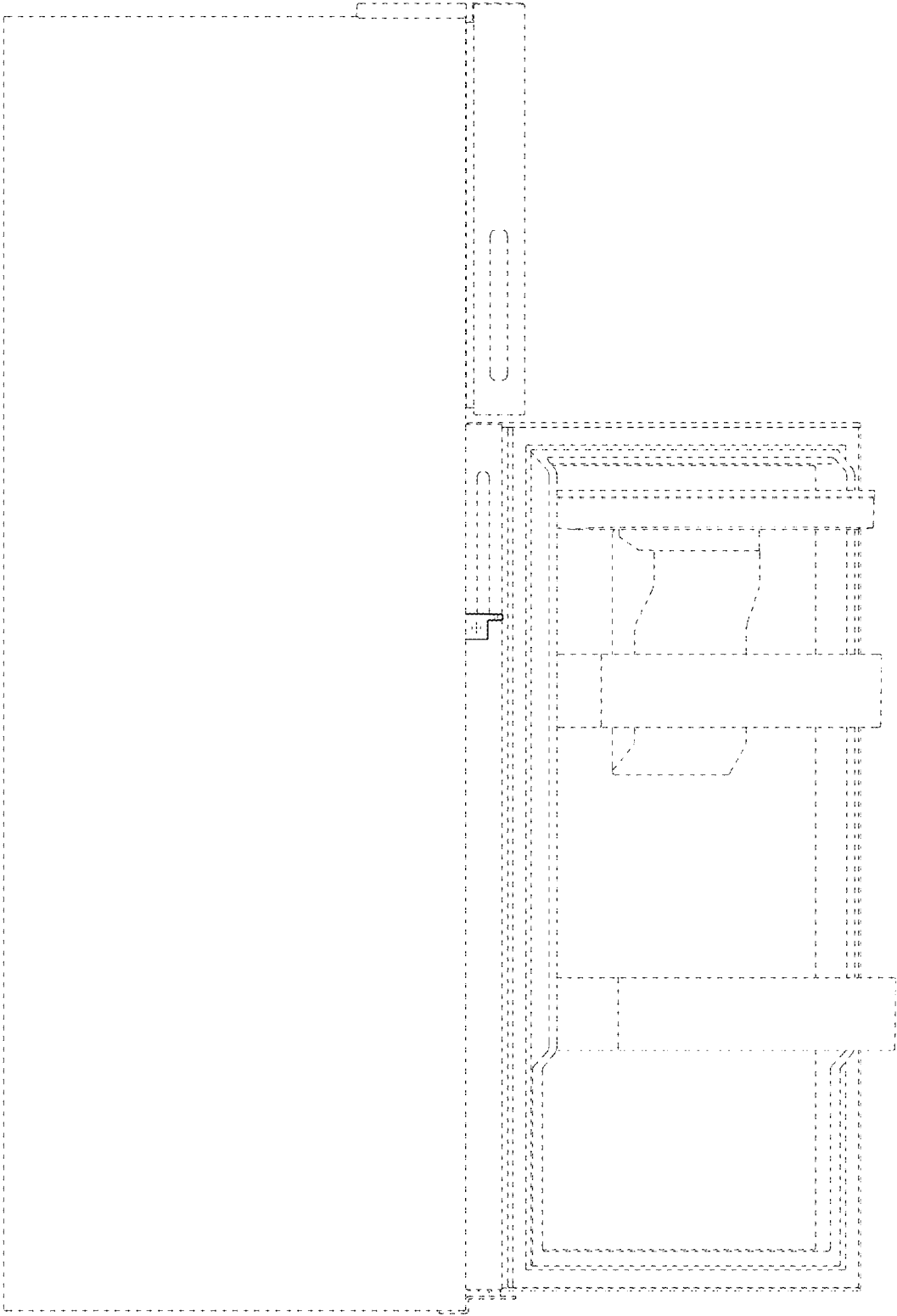


FIG. 5

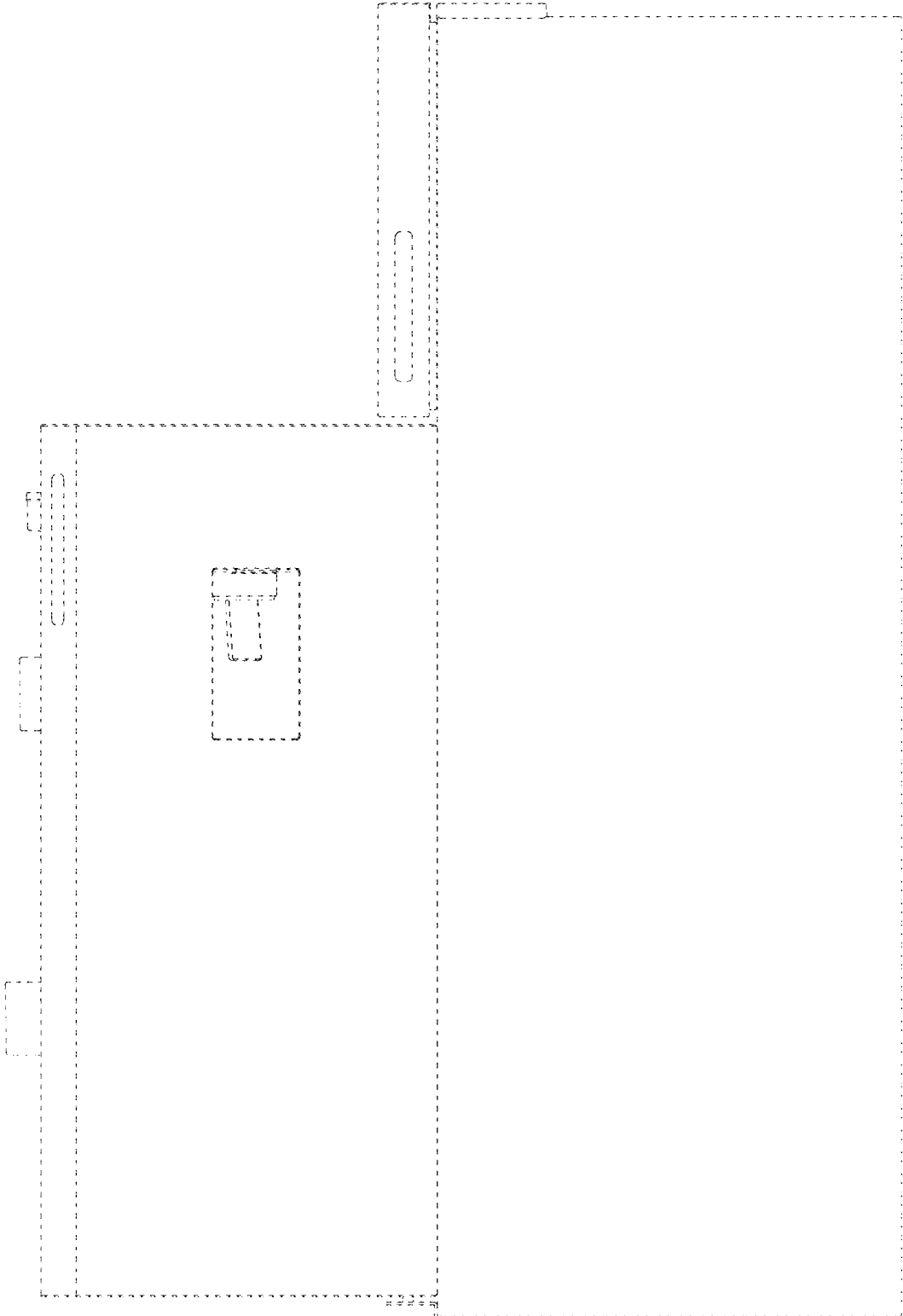


FIG. 6

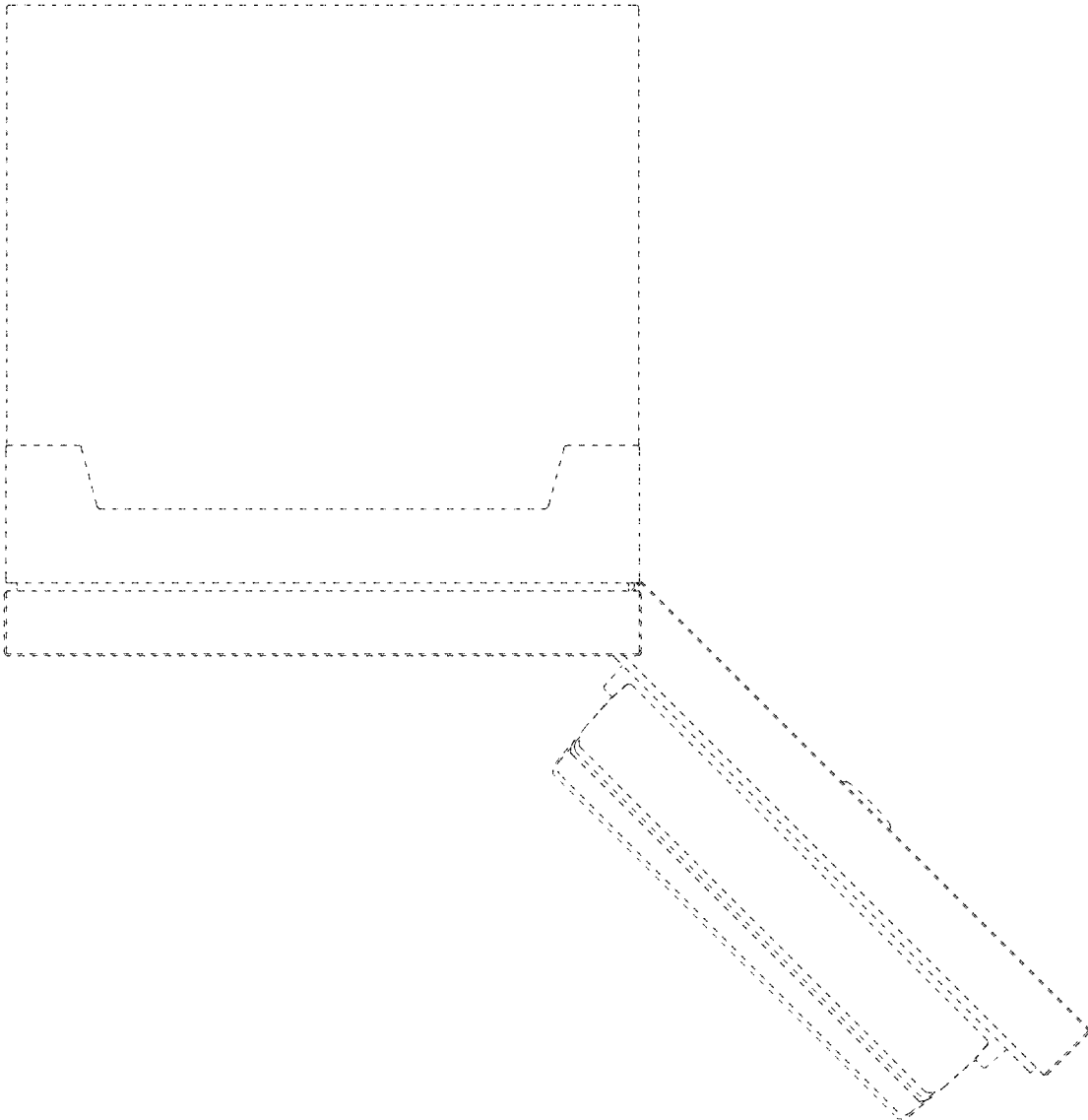


FIG. 7

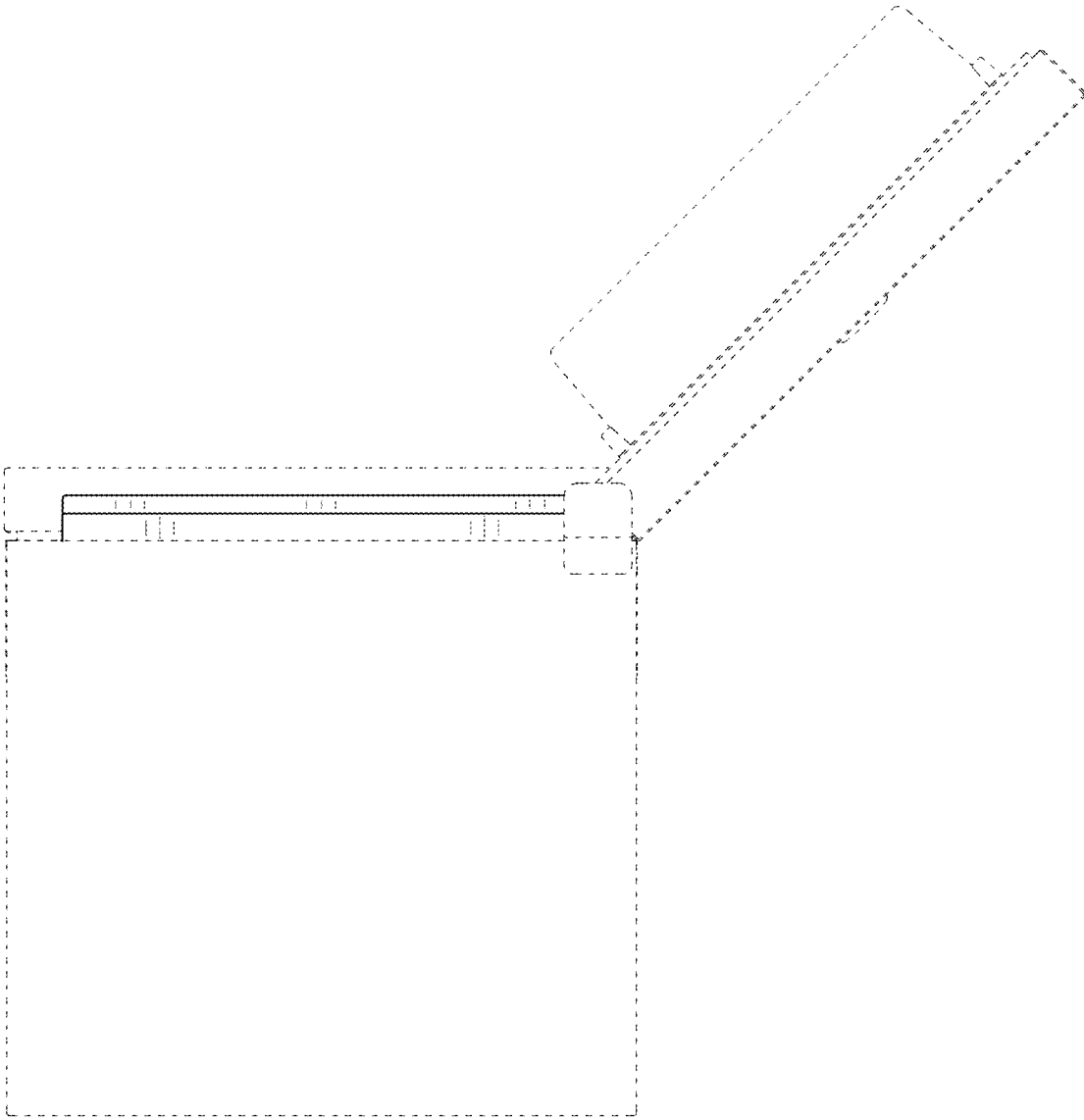


FIG. 8




FIG. 9

