

(12) **United States Design Patent**  
**You**

(10) **Patent No.:** **US D824,160 S**  
(45) **Date of Patent:** **\*\* Jul. 31, 2018**

(54) **UMBRELLA FRAME OF STRAIGHT UMBRELLA**

(71) Applicant: **Ching-Chuan You**, Taipei (TW)

(72) Inventor: **Ching-Chuan You**, Taipei (TW)

(\*\*) Term: **15 Years**

(21) Appl. No.: **29/603,946**

(22) Filed: **May 15, 2017**

(51) **LOC (11) Cl.** ..... **03-03**

(52) **U.S. Cl.**  
USPC ..... **D3/10**

(58) **Field of Classification Search**  
USPC ..... D3/5, 6, 10  
CPC ..... A45B 15/00; A45B 19/00; A45B 19/06;  
A45B 2023/0068; A45B 25/00; A45B  
25/02

See application file for complete search history.

2010/0139725 A1\* 6/2010 Lai ..... A45B 25/02  
135/29

2012/0031446 A1\* 2/2012 Frost ..... A45B 19/10  
135/20.3

2012/0180835 A1\* 7/2012 Frost ..... A45B 25/18  
135/44

2013/0128496 A1\* 5/2013 Chien ..... A45B 25/02  
362/95

2014/0109942 A1\* 4/2014 Ma ..... A45B 25/08  
135/28

2014/0305476 A1\* 10/2014 Ma ..... A45B 25/02  
135/30

2014/0345659 A1\* 11/2014 Huang ..... A45B 25/02  
135/31

2016/0219994 A1\* 8/2016 Frost ..... A45B 25/02

2016/0227893 A1\* 8/2016 Haythornthwaite ... A45B 25/02

2017/0196324 A1\* 7/2017 Haythornthwaite ... A45B 25/22

\* cited by examiner

*Primary Examiner* — John Windmuller  
*Assistant Examiner* — Steven J Czyz

(57) **CLAIM**

The ornamental design for an umbrella frame of straight umbrella, as shown and described.

**DESCRIPTION**

FIG. 1 is a perspective view showing my new design for an umbrella frame of straight umbrella;  
FIG. 2 is a front elevation view thereof;  
FIG. 3 is a rear elevation view thereof;  
FIG. 4 is a left side elevation view thereof;  
FIG. 5 is a right side elevation view thereof;  
FIG. 6 is a top plan view thereof;  
FIG. 7 is a bottom plan view thereof;  
FIG. 8 is a perspective view of the umbrella frame of straight umbrella, shown in a collapsed position; and,  
FIG. 9 is a perspective view of the umbrella frame of straight umbrella, shown in a second collapsed position.  
The broken lines depict portions of the article that form no part of the claimed design.

(56) **References Cited**

U.S. PATENT DOCUMENTS

606,099 A \* 6/1898 Stover et al. .... A45B 19/06  
135/26

1,394,408 A \* 10/1921 Cook ..... A45B 19/06  
135/26

3,856,032 A \* 12/1974 Schafer ..... A45B 19/06  
135/28

D234,729 S \* 4/1975 Weber et al. .... D3/10

5,871,024 A \* 2/1999 Vanderminden, Sr. ....  
A45B 17/00  
135/155

D600,439 S \* 9/2009 Zonsius ..... D3/5

D650,984 S \* 12/2011 Pineda ..... D3/10

D759,955 S \* 6/2016 Ma ..... D3/10

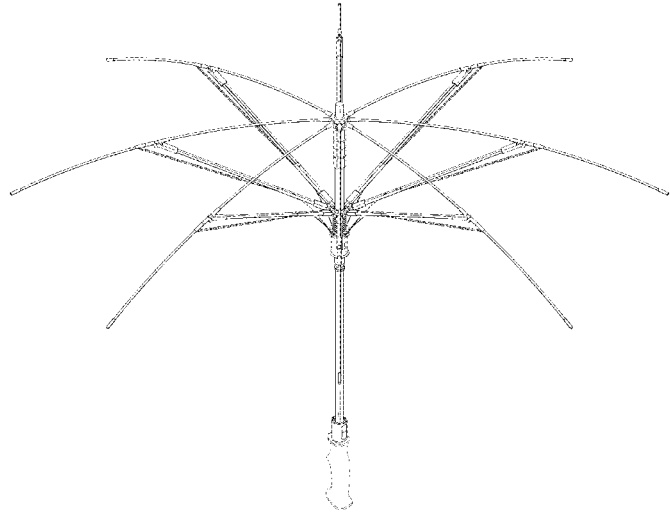
D769,612 S \* 10/2016 Kocher ..... D3/10

9,756,912 B1\* 9/2017 Haythornthwaite ... A45B 25/22

2009/0025764 A1\* 1/2009 Lee ..... A45B 25/02  
135/27

2010/0139724 A1\* 6/2010 Lai ..... A45B 25/02  
135/29

**1 Claim, 9 Drawing Sheets**



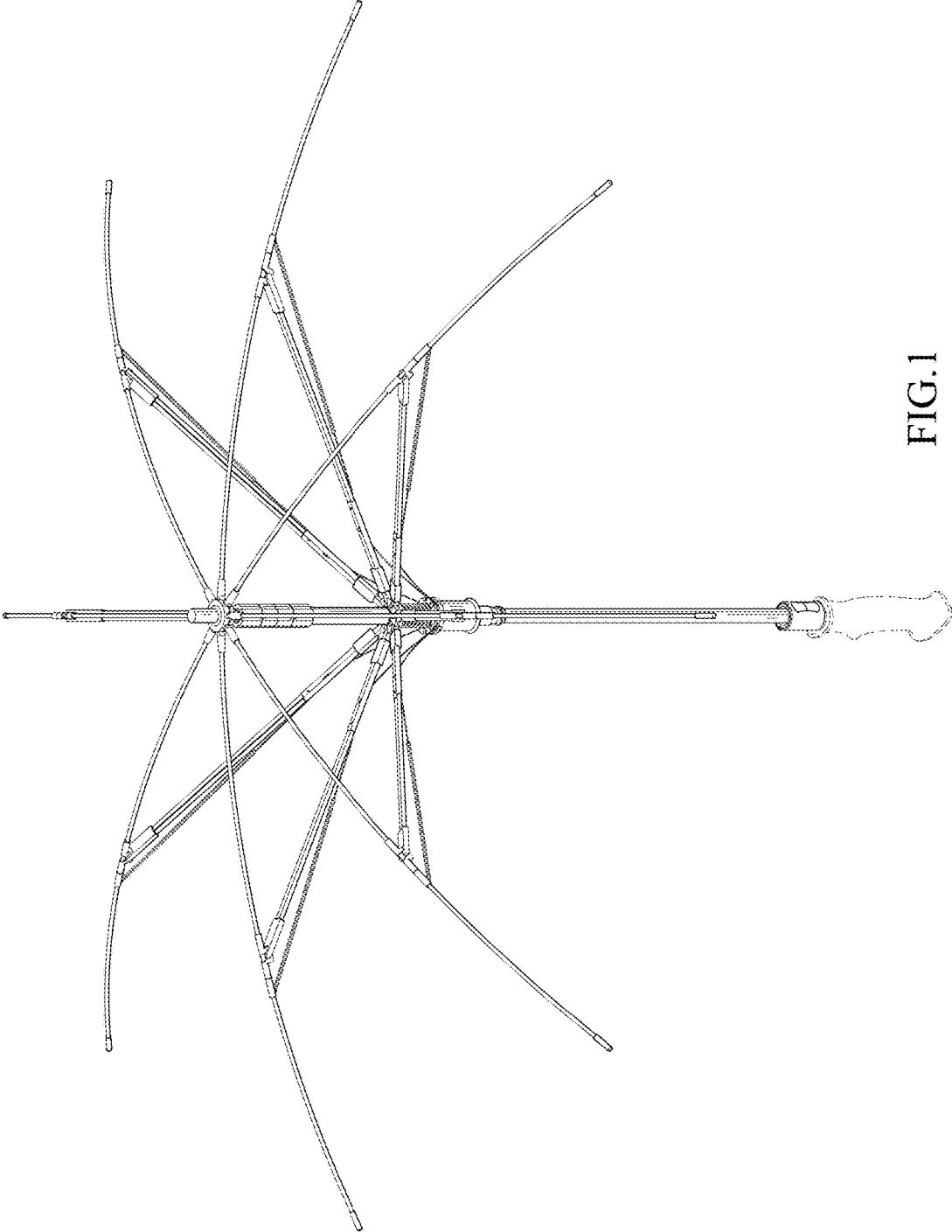


FIG.1

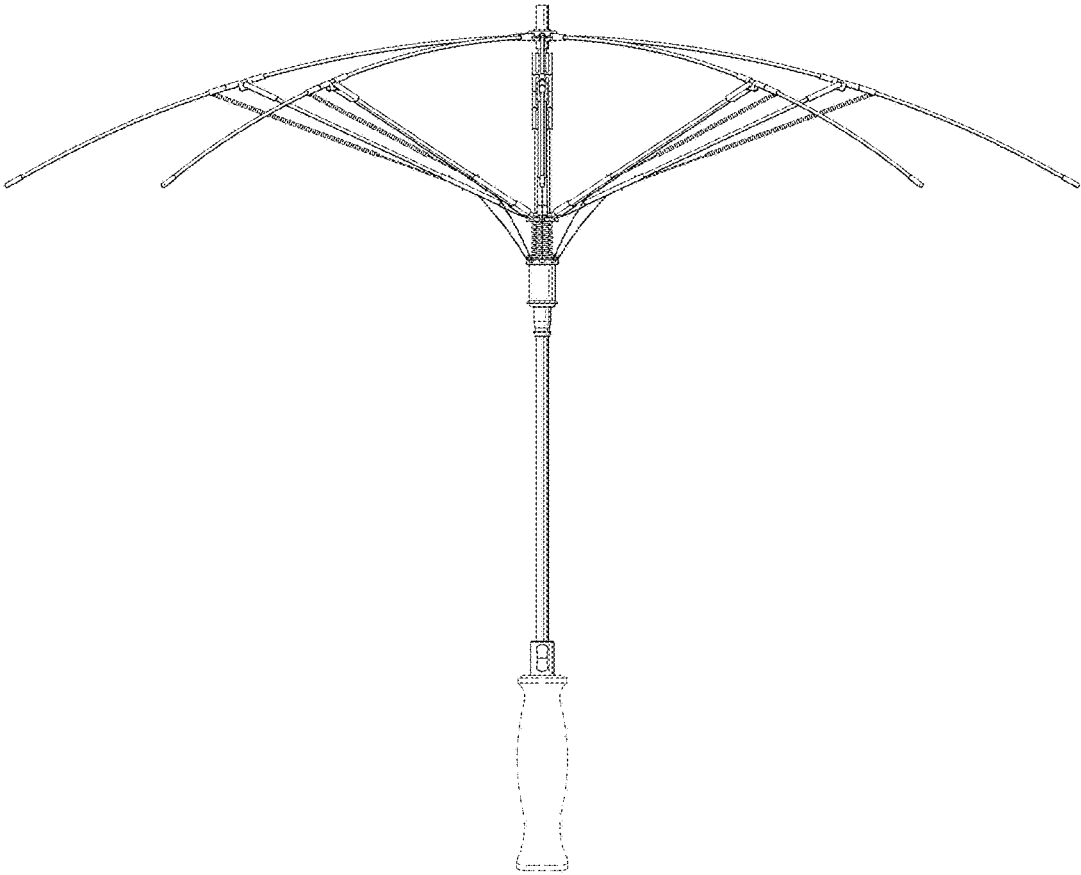


FIG.2

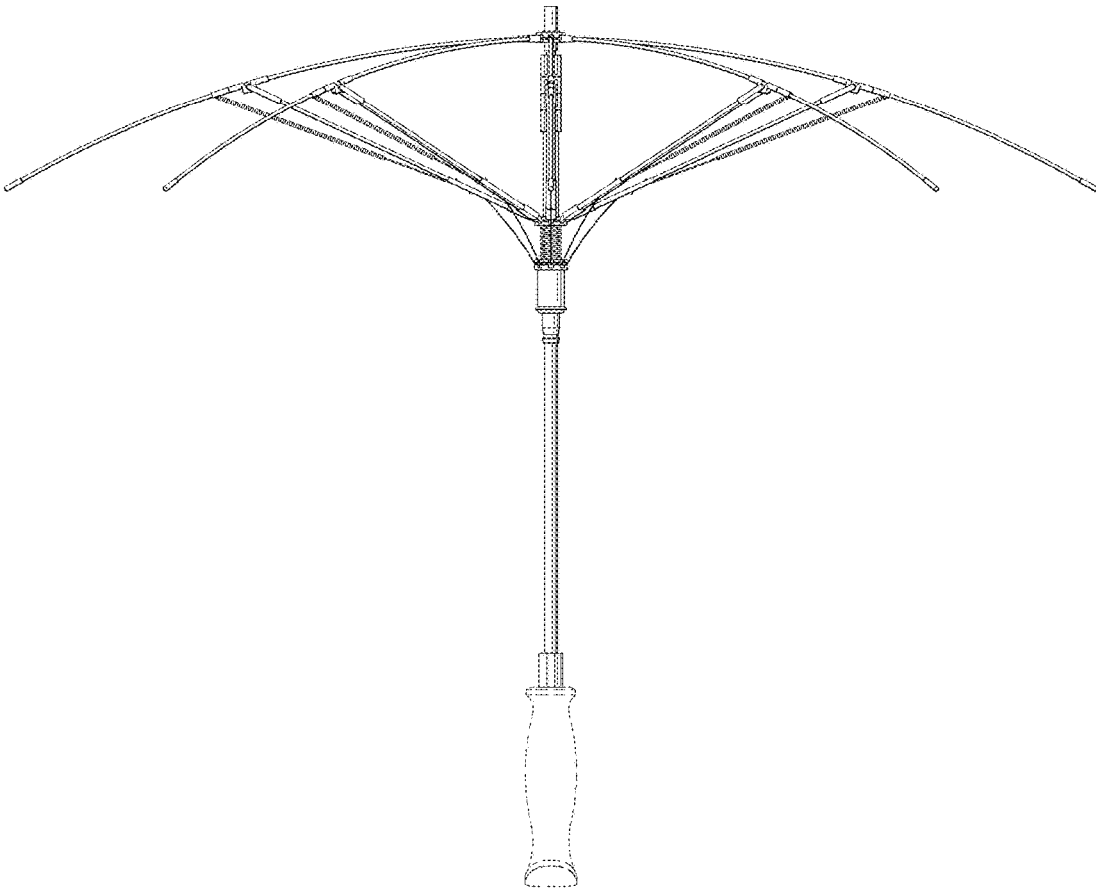


FIG.3

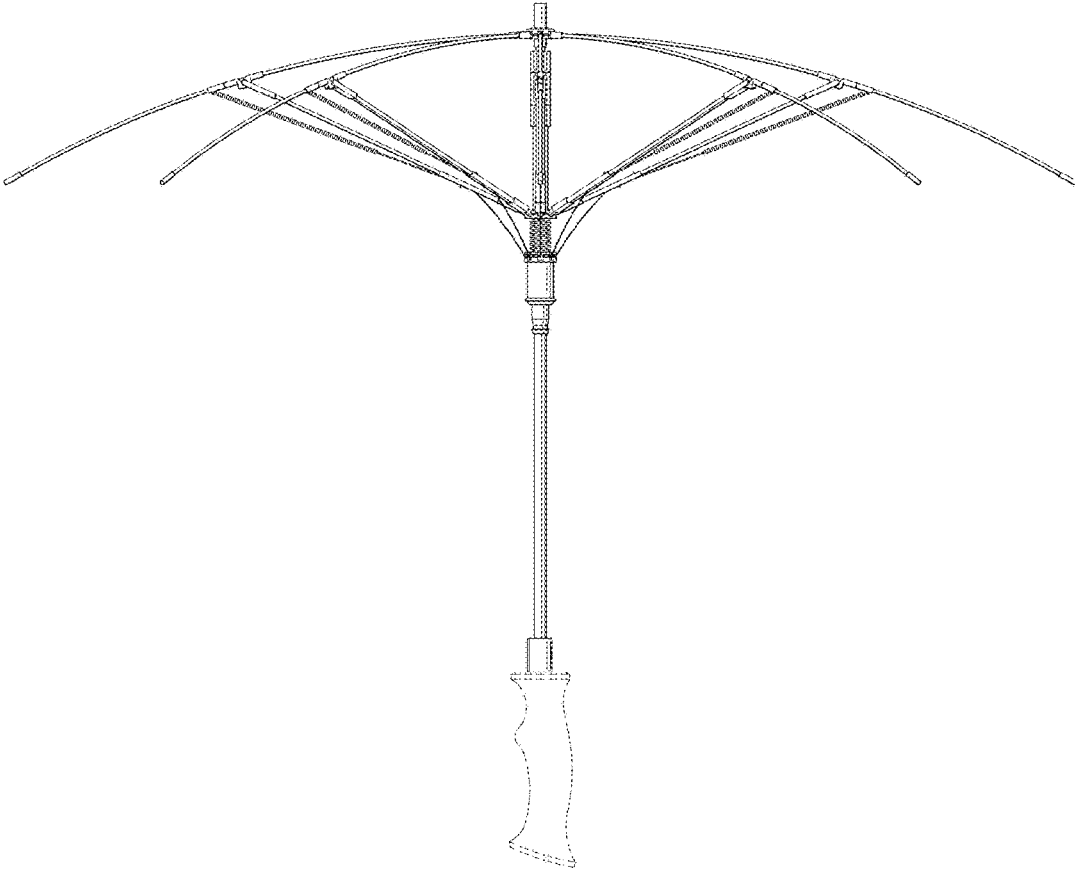


FIG.4

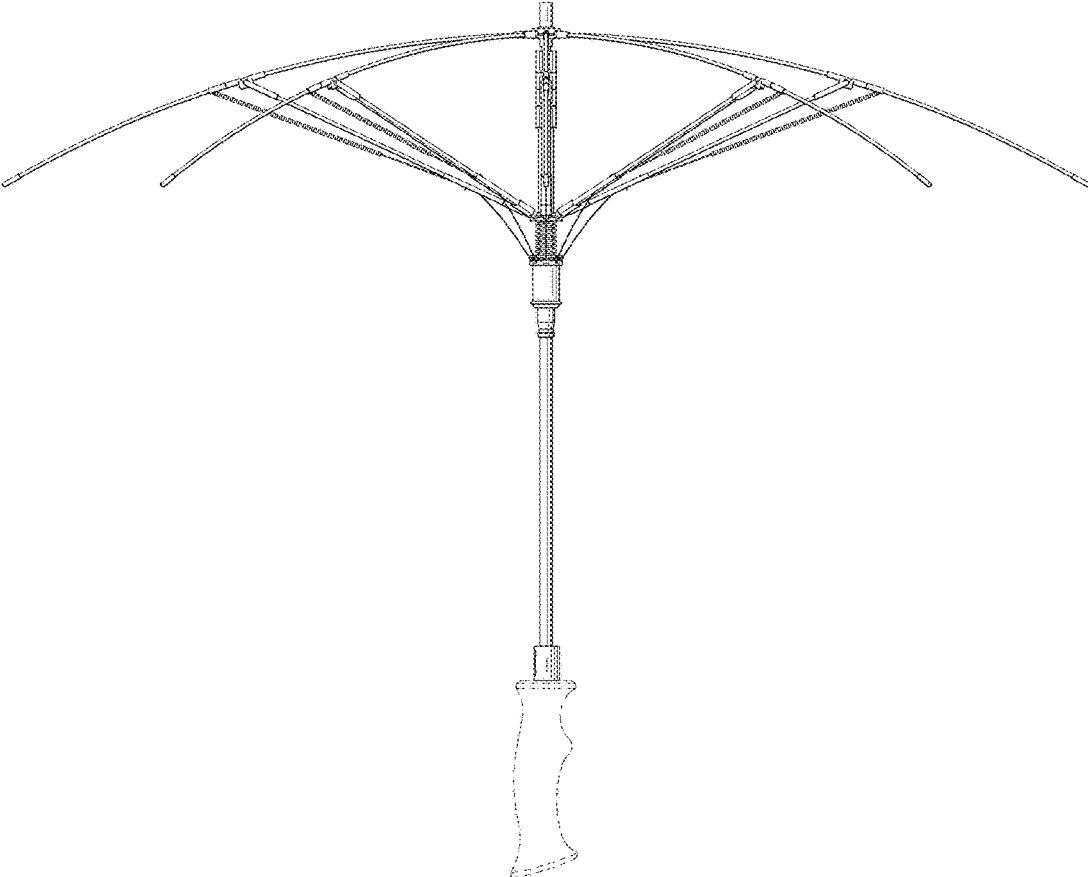


FIG.5

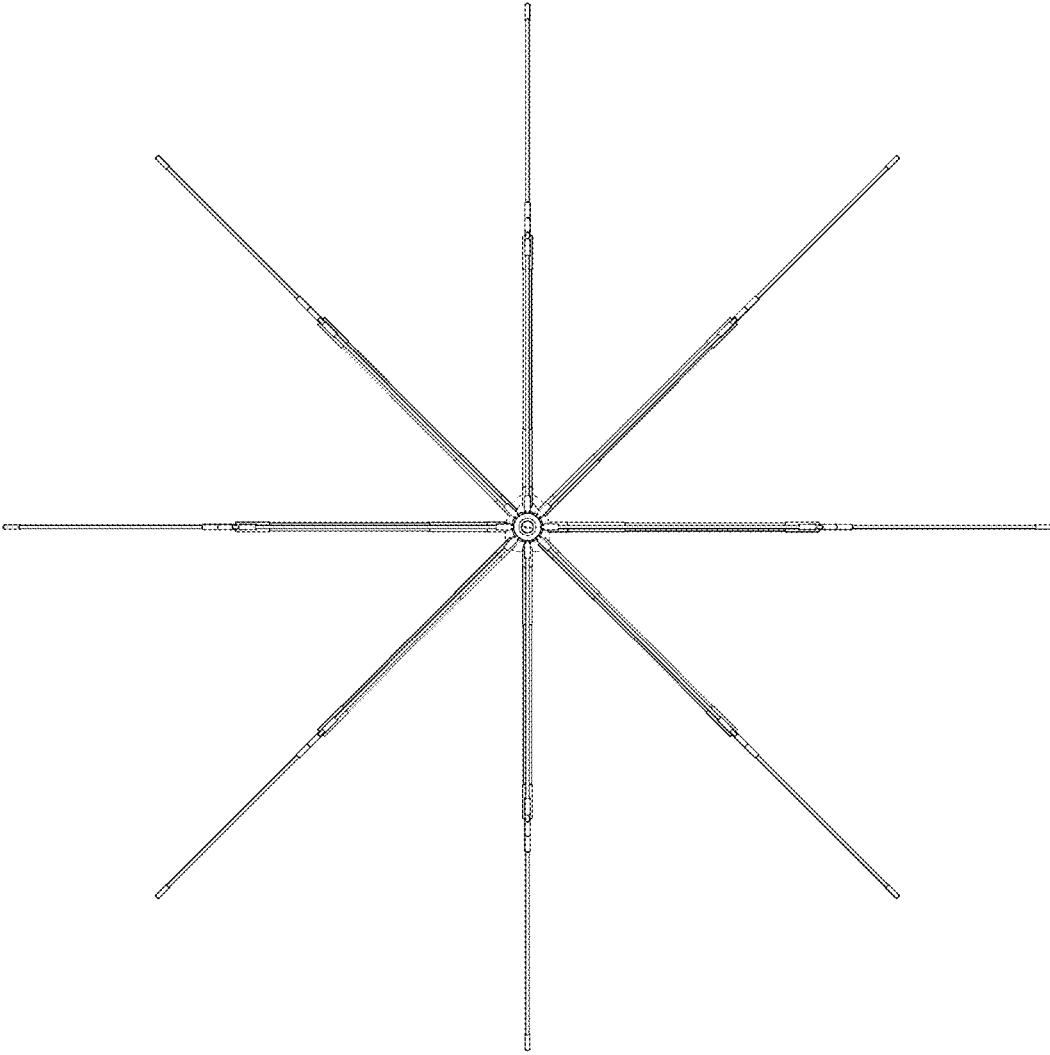


FIG.6

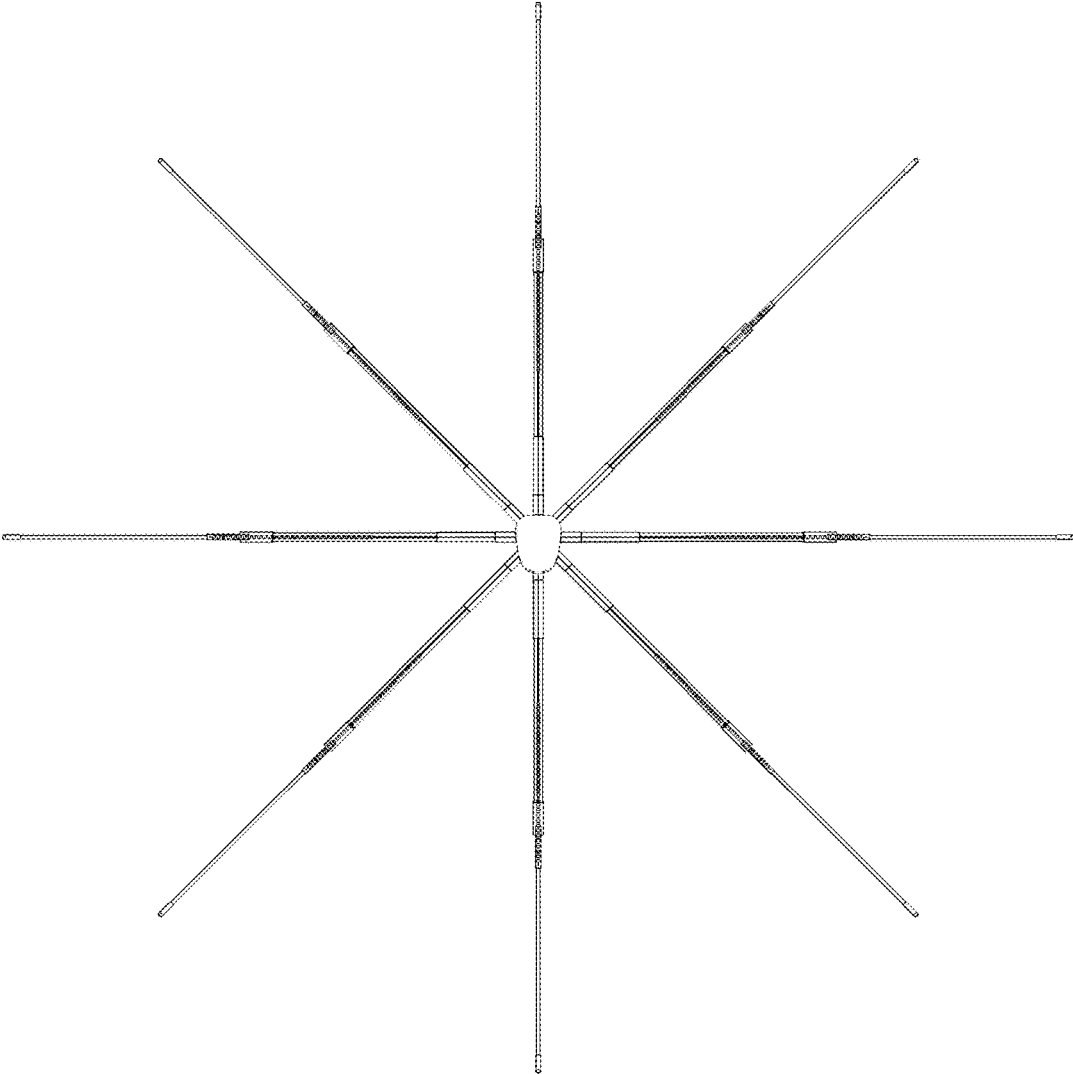


FIG.7



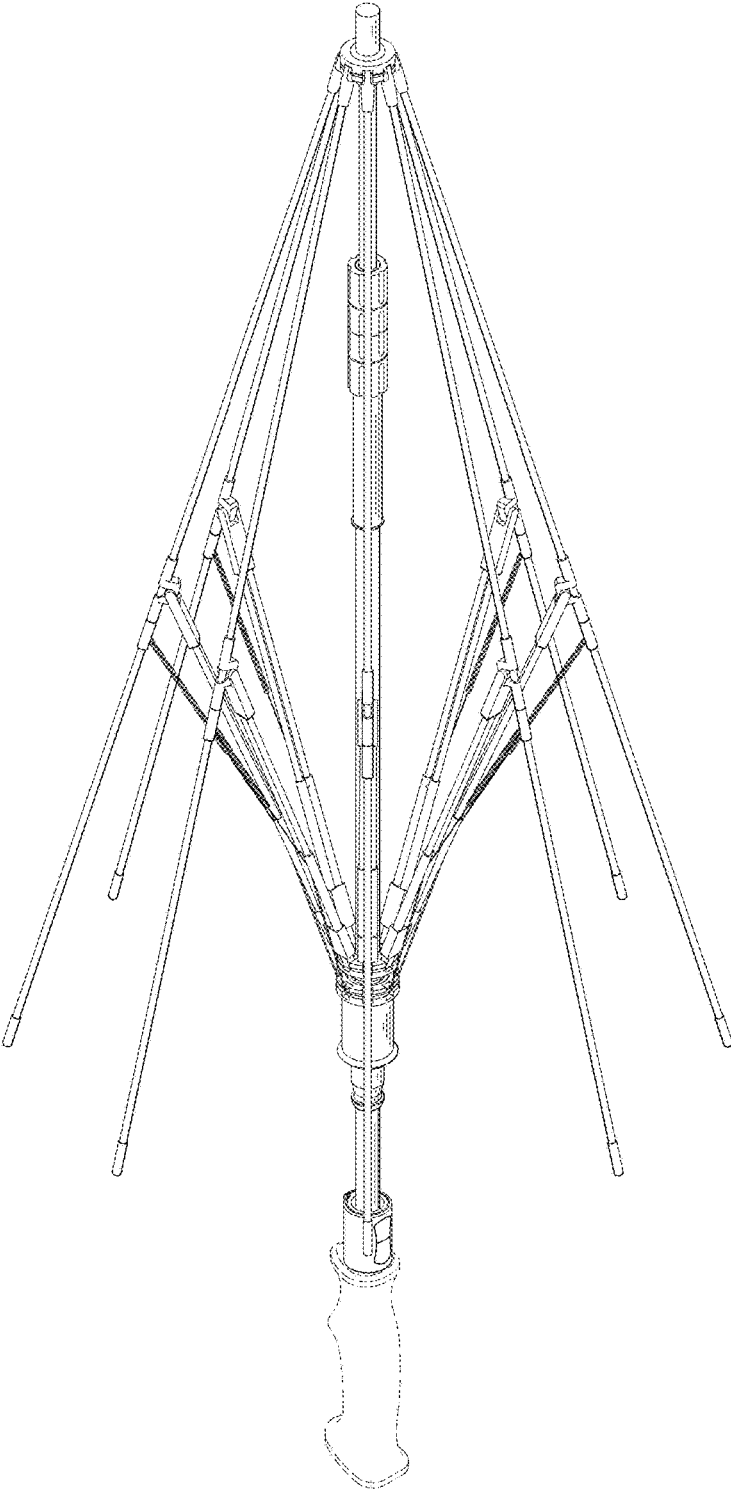


FIG.8

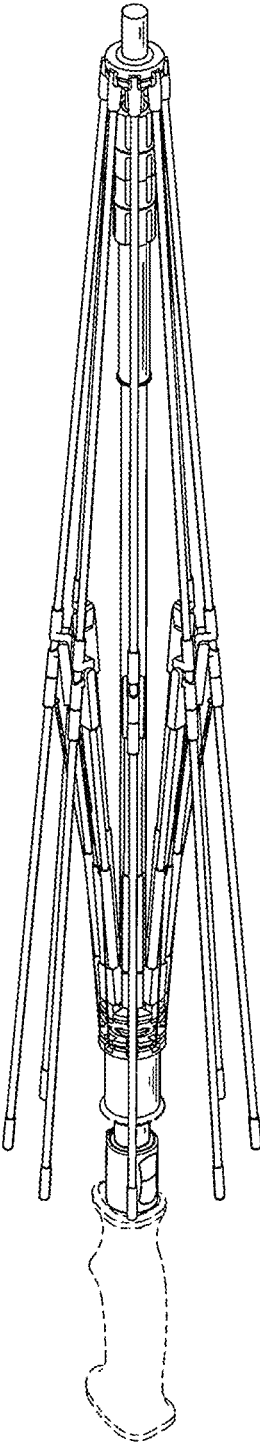


FIG.9