



US00D780482S

(12) **United States Design Patent**  
**Uematsu**

(10) **Patent No.:** **US D780,482 S**

(45) **Date of Patent:** **\*\* Mar. 7, 2017**

(54) **BLIND SLAT**  
(71) Applicant: **TACHIKAWA CORPORATION**,  
Tokyo (JP)  
(72) Inventor: **Takatoshi Uematsu**, Tokyo (JP)  
(73) Assignee: **Tachikawa Corporation**, Tokyo (JP)  
(\*\*) Term: **15 Years**

2,229,225 A \* 1/1941 Schneider ..... B32B 27/00  
160/173 R  
2,582,162 A \* 1/1952 Ray ..... E06B 9/386  
160/173 R  
2,608,249 A \* 8/1952 Sealy ..... E06B 9/384  
160/177 R  
4,407,350 A \* 10/1983 Nakamura ..... E06B 9/367  
160/178.1 V  
D337,470 S \* 7/1993 Hsu ..... D6/580  
D386,642 S \* 11/1997 Schneider ..... D6/580  
D390,739 S \* 2/1998 Zorbas ..... D6/577

(Continued)

(21) Appl. No.: **35/500,750**  
(22) Filed: **Sep. 24, 2015**

*Primary Examiner* — Mary Ann Calabrese  
(74) *Attorney, Agent, or Firm* — Christensen O'Connor  
Johnson Kindness PLLC

(80) **Hague Agreement Data**  
Int. Filing Date: **Sep. 24, 2015**  
Int. Reg. No.: **DM/088403**  
Int. Reg. Date: **Sep. 24, 2015**  
Int. Reg. Pub. Date: **Mar. 25, 2016**

(57) **CLAIM**  
The ornamental design for a blind slat, as shown and  
described.

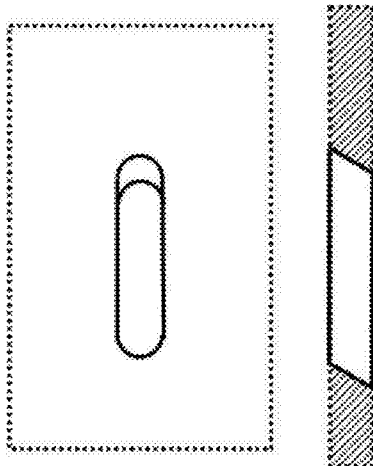
(30) **Foreign Application Priority Data**  
Apr. 30, 2015 (JP) ..... 2015-009665  
(51) **LOC (10) Cl.** ..... **06-10**  
(52) **U.S. Cl.**  
USPC ..... **D6/580**  
(58) **Field of Classification Search**  
USPC ..... D6/575, 577, 580, 581  
CPC ... E06B 9/00; E06B 9/26; E06B 9/262; E06B  
9/384; E06B 9/386; E06B 9/388; E06B  
2009/2622  
See application file for complete search history.

**DESCRIPTION**

1. Blind slat  
1.1 is a top view,  
1.2 is a bottom view;  
1.3 is a front view, the rear view is a mirror image thereof;  
1.4 is a right side view, the left side view is a mirror image  
thereof;  
1.5 is an enlarged fragmentary top view of the slat showing  
the hole;  
1.6 is an enlarged fragmentary bottom view of the slat  
showing the hole;  
1.7 is a cross-sectional right view, through middle of the slat  
through the hole of view 1.5; and,  
1.8 is a cross-sectional front view, through middle of the slat  
through the hole of view 1.5.  
The evenly spaced broken lines represent features that from  
no part of the claimed design. The dot-dash broken lines  
represent a symbolic break in the length. The appearance of  
any portion of the article between the break lines forms no  
part of the claimed design.

(56) **References Cited**  
U.S. PATENT DOCUMENTS  
2,068,977 A \* 1/1937 Dodge ..... E06B 9/386  
156/65  
2,086,461 A \* 7/1937 Bogan ..... E06B 9/388  
160/173 R

**1 Claim, 8 Drawing Sheets**



(56)

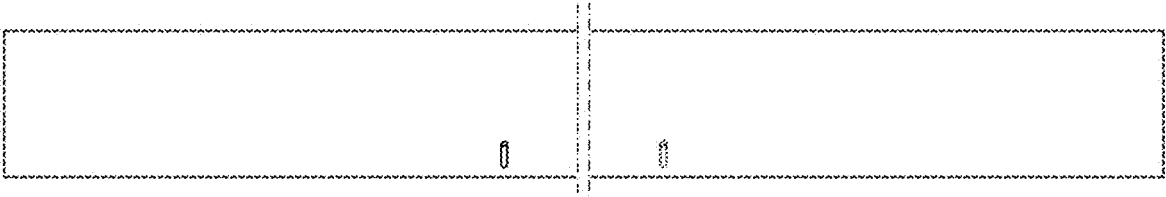
**References Cited**

U.S. PATENT DOCUMENTS

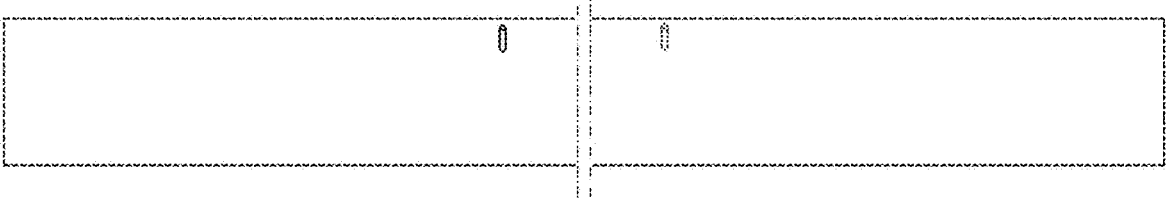
D505,737	S *	5/2005	Beranek	.....	D25/136
D592,437	S *	5/2009	Chou	.....	D6/580
D637,897	S *	5/2011	Tedesco	.....	D8/380
D766,622	S *	9/2016	Juhasz	.....	D6/601
2001/0054490	A1 *	12/2001	Corey	.....	E06B 9/28 160/236
2006/0060311	A1 *	3/2006	Hsu	.....	E06B 9/386 160/236
2012/0060329	A1 *	3/2012	Zhang	.....	E06B 9/384 24/115 F

\* cited by examiner

1.1



1.2

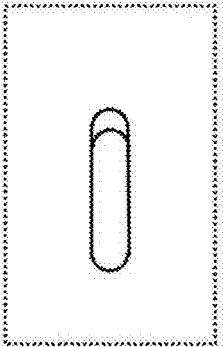


1.3

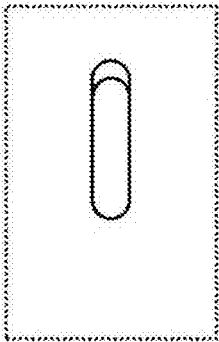


14  
[A vertical line of small, repeating decorative or technical symbols]

15



1.6





1.7



1.8

