



US00D448994B1

(12) **United States Design Patent**  
**Siebert et al.**

(10) **Patent No.:** **US D448,994 S**

(45) **Date of Patent:** **\*\* Oct. 9, 2001**

(54) **CAP FOR A BOTTLE**

(75) Inventors: **Denise Irene Siebert**, Franklin, OH (US); **Tony Michael Guard**, Union, KY (US); **Joseph Robert Stephens**, Middletown; **James Louis Tobergta**, Batavia, both of OH (US)

(73) Assignee: **The Procter & Gamble Company**, Cincinnati, OH (US)

(\*\*) Term: **14 Years**

(21) Appl. No.: **29/127,918**

(22) Filed: **Aug. 14, 2000**

(51) **LOC (7) Cl.** ..... **09-07**

(52) **U.S. Cl.** ..... **D9/435**

(58) **Field of Search** ..... D9/434, 435, 447, D9/454; 215/200, 316

(56) **References Cited**

**U.S. PATENT DOCUMENTS**

D. 203,361 \* 12/1965 Bekcer ..... D9/435

D. 211,934 \* 8/1968 Derenski ..... D9/435

D. 233,124 \* 10/1974 Hawk ..... D9/447

D. 405,012 \* 2/1999 Krautkramer ..... D9/454

\* cited by examiner

*Primary Examiner*—Dominic Simone

(74) *Attorney, Agent, or Firm*—Leonard W. Lewis; Thibault Fayette

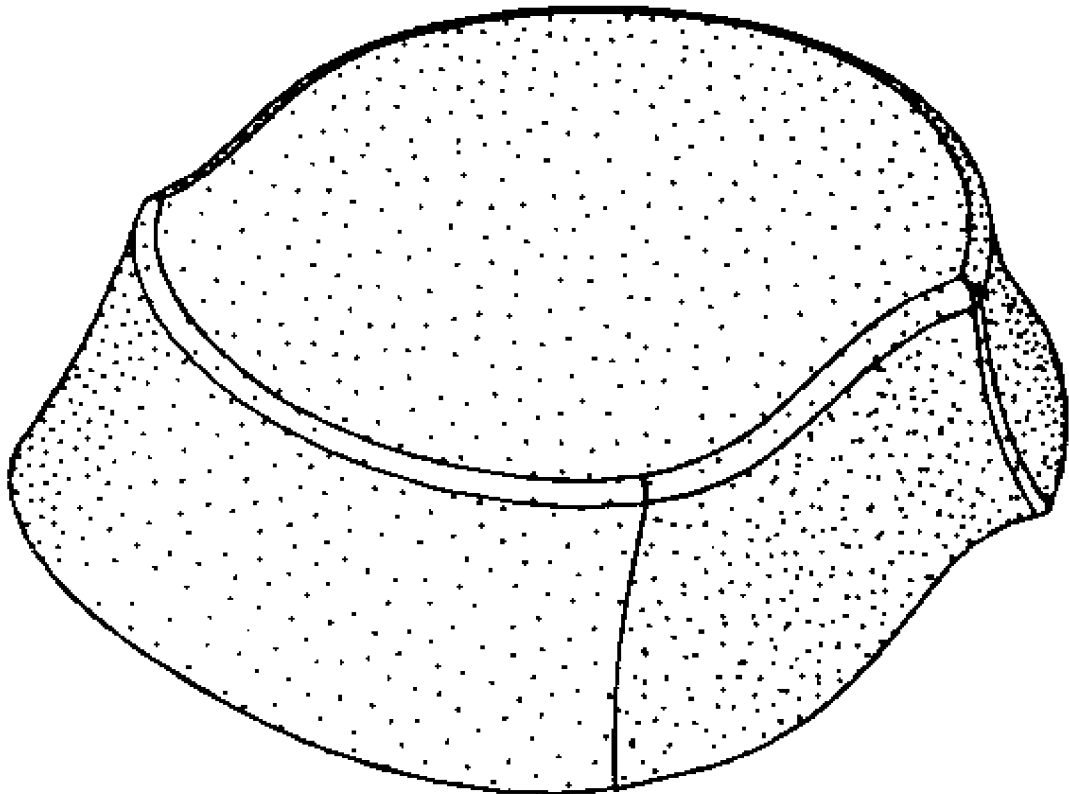
(57) **CLAIM**

The ornamental design for a cap for a bottle, as shown and described.

**DESCRIPTION**

FIG. 1 is an isometric view embodying our new design; FIG. 2 is top planar view thereof; FIG. 3 is a front planar view thereof; FIG. 4 is a right side planar view thereof; FIG. 5 is a left side planar view thereof; FIG. 6 is a rear planar view thereof; and, FIG. 7 is a bottom planar view thereof.

**1 Claim, 1 Drawing Sheet**



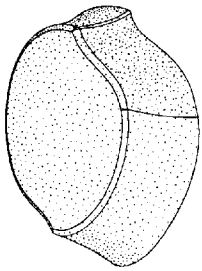


Fig. 1

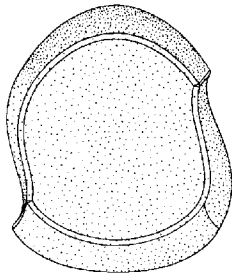


Fig. 2




Fig. 5




Fig. 3




Fig. 4




Fig. 6

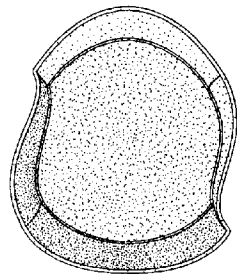


Fig. 7