



US00D382645S

**United States Patent** [19]  
**Bergeron**

[11] **Patent Number: Des. 382,645**

[45] **Date of Patent: \*\*Aug. 19, 1997**

[54] **HAND WAND FOR MASSAGING APPARATUS**

[75] Inventor: **Gregory Bergeron**, La Habra, Calif.

[73] Assignee: **JB Research, Inc.**, Bellflower, Calif.

[\*\*] Term: **14 Years**

[21] Appl. No.: **53,293**

[22] Filed: **Apr. 21, 1996**

[51] **LOC (6) Cl.** ..... **24-02**

[52] **U.S. Cl.** ..... **D24/200**

[58] **Field of Search** ..... **D24/200, 215, D24/214; 601/58, 54, 53, 49, 46, 80**

[56] **References Cited**

**U.S. PATENT DOCUMENTS**

D. 363,552	10/1995	Ted et al.	.....	D24/200
D. 364,686	11/1995	Ted et al.	.....	D24/200
D. 365,639	12/1995	Ted et al.	.....	D24/200
2,917,043	12/1959	Murphy	.....	601/58

*Primary Examiner*—Stella Reid  
*Attorney, Agent, or Firm*—Jeffrey G. Sheldon; Sheldon & Mak, Inc.

[57] **CLAIM**

The ornamental design for a hand wand for massaging apparatus, as shown and described.

**DESCRIPTION**

FIG. 1 is a perspective view of a hand wand showing my new design;

FIG. 2 is a view of the front of the hand wand shown in FIG. 1;

FIG. 3 is a top end view of the hand wand shown in FIG. 1;

FIG. 4 is a view of the back of the hand wand shown in FIG. 1;

FIG. 5 is a view of one side of the hand wand shown in FIG. 1; and,

FIG. 6 is a bottom end view of the hand wand shown in FIG. 1.

**1 Claim, 2 Drawing Sheets**

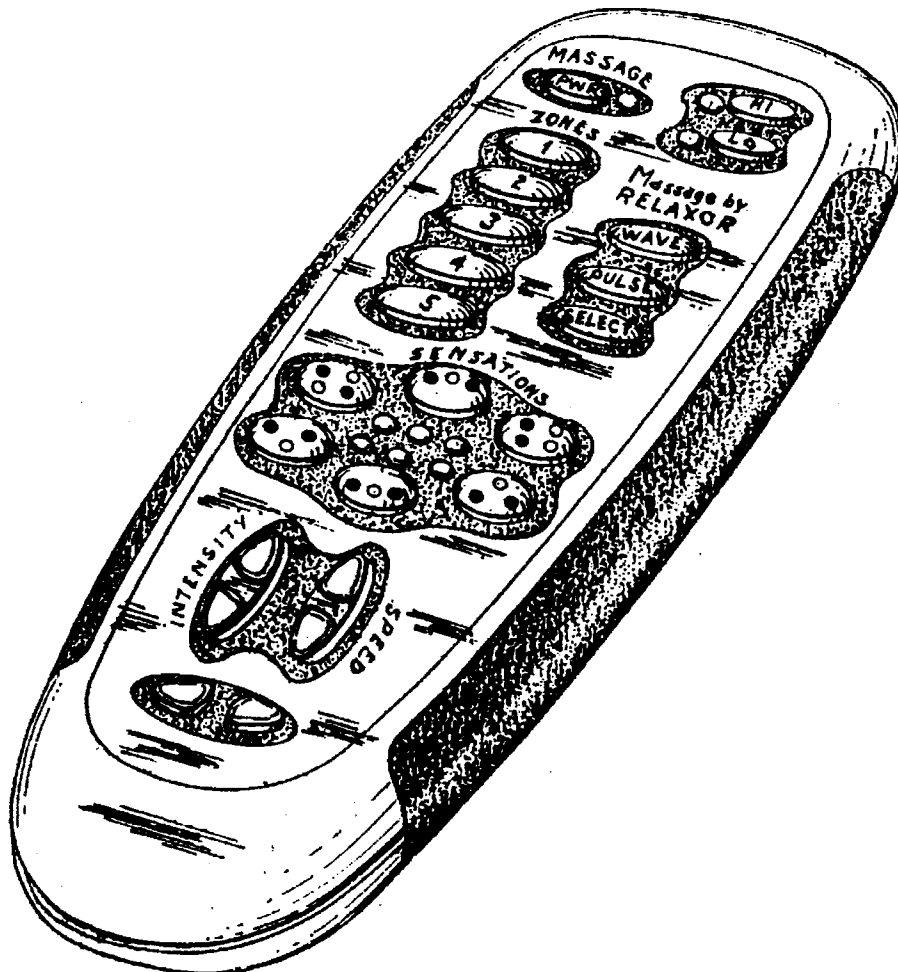


Fig. 1.

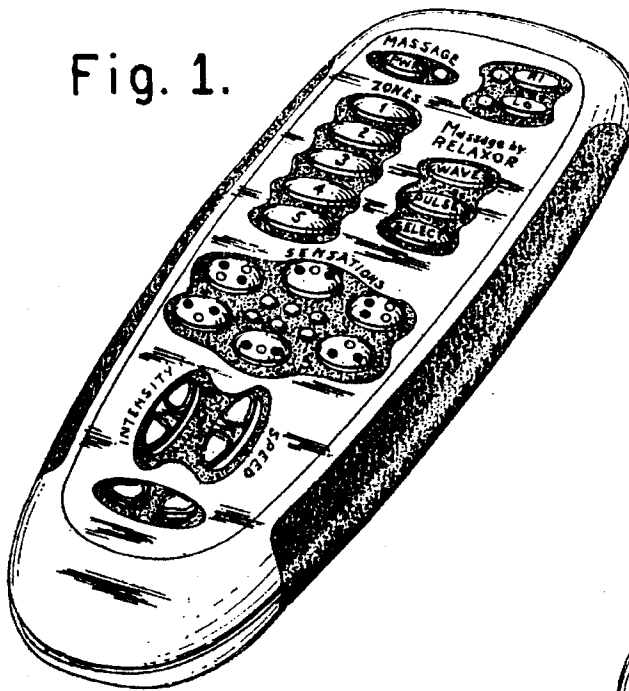


Fig. 2.




Fig. 3.

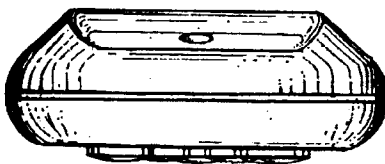


Fig. 4.

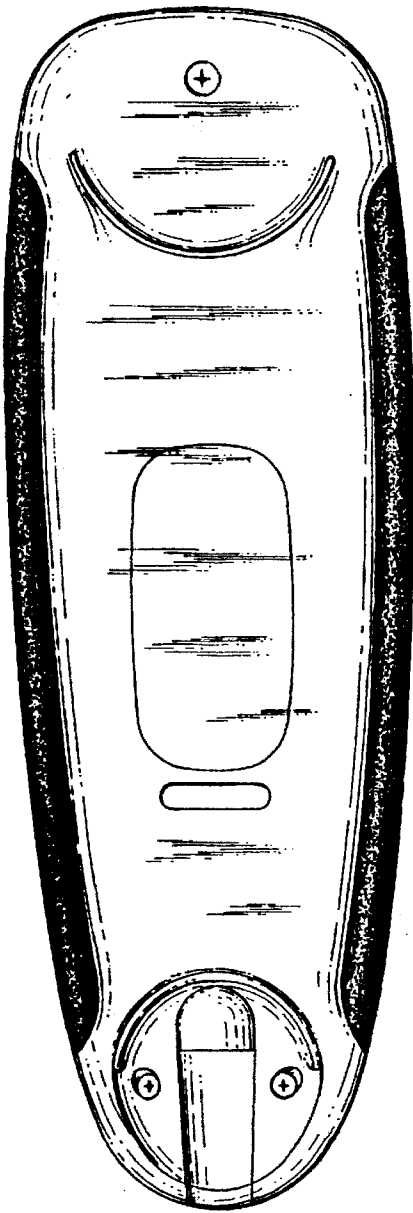


Fig. 5.



Fig. 6.

