

(19) World Intellectual Property Organization
International Bureau



(43) International Publication Date
28 September 2006 (28.09.2006)

PCT

(10) International Publication Number
WO 2006/100633 A1

(51) International Patent Classification:

A61K 31/381 (2006.01) A61K 31/4245 (2006.01)
C07D 413/04 (2006.01) A61P 37/06 (2006.01)
C07D 413/14 (2006.01)

(21) International Application Number:

PCT/IB2006/050850

(22) International Filing Date: 20 March 2006 (20.03.2006)

(25) Filing Language: English

(26) Publication Language: English

(30) Priority Data:

PCT/EP2005/003070

23 March 2005 (23.03.2005) EP

(71) Applicant (for all designated States except US):
ACTELION PHARMACEUTICALS LTD [CH/CH];
Gewerbstrasse 16, CH-4123 Allschwil (CH).

(72) Inventors; and

(75) Inventors/Applicants (for US only): **BOLLI, Martin**
[CH/CH]; Bachgrabenweg 21, CH-4123 Allschwil (CH).
LEHMANN, David [CH/CH]; Turnerstrasse 9, CH-4058
Basel (CH). **MATHYS, Boris** [CH/CH]; Baumgarten-
strasse 3, CH-4622 Egerkingen (CH). **MUELLER, Claus**
[DE/DE]; Wittlinger Strasse 37, 79576 Weil Am Rhein
(DE). **NAYLER, Oliver** [CH/CH]; Hangstrasse 38,
CH-4144 Arlesheim (CH). **VELKER, Jörg** [DE/FR];

8, Rue Wilson, F-68330 Huningue (FR). **WELLER, Thomas** [CH/CH]; Hoelzlistrasse 58, CH-4102 Binningen (CH).

(74) Agent: **GSCHWEND, Thomas**; c/o Actelion Pharmaceuticals Ltd., Legal Department, Gewerbstrasse 16, CH-4123 Allschwil (CH).

(81) Designated States (unless otherwise indicated, for every kind of national protection available): AE, AG, AL, AM, AT, AU, AZ, BA, BB, BG, BR, BW, BY, BZ, CA, CH, CN, CO, CR, CU, CZ, DE, DK, DM, DZ, EC, EE, EG, ES, FI, GB, GD, GE, GH, GM, HR, HU, ID, IL, IN, IS, JP, KE, KG, KM, KN, KP, KR, KZ, LC, LK, LR, LS, LT, LU, LV, LY, MA, MD, MG, MK, MN, MW, MX, MZ, NA, NG, NI, NO, NZ, OM, PG, PH, PL, PT, RO, RU, SC, SD, SE, SG, SK, SL, SM, SY, TJ, TM, TN, TR, TT, TZ, UA, UG, US, UZ, VC, VN, YU, ZA, ZM, ZW.

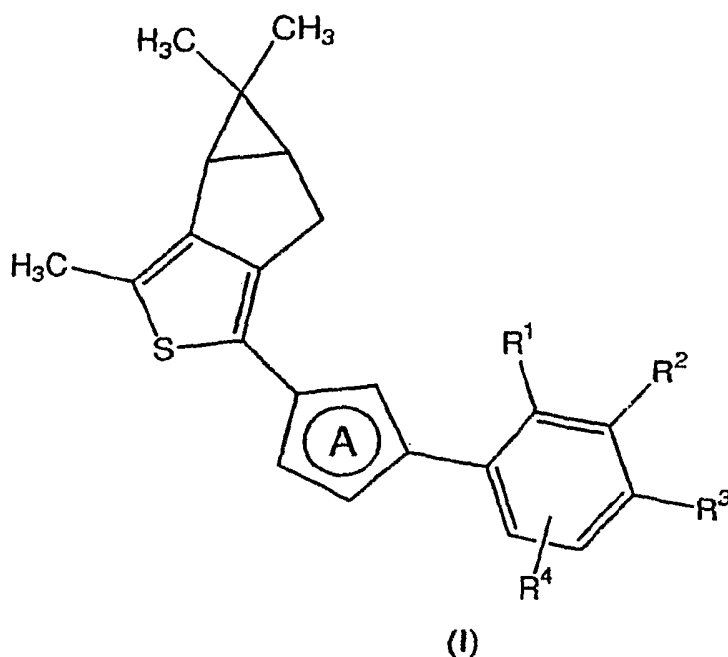
(84) Designated States (unless otherwise indicated, for every kind of regional protection available): ARIPO (BW, GH, GM, KE, LS, MW, MZ, NA, SD, SL, SZ, TZ, UG, ZM, ZW), Eurasian (AM, AZ, BY, KG, KZ, MD, RU, TJ, TM), European (AT, BE, BG, CH, CY, CZ, DE, DK, EE, ES, FI, FR, GB, GR, HU, IE, IS, IT, LT, LU, LV, MC, NL, PL, PT, RO, SE, SI, SK, TR), OAPI (BF, BJ, CF, CG, CI, CM, GA, GN, GQ, GW, ML, MR, NE, SN, TD, TG).

Published:

— with international search report

[Continued on next page]

(54) Title: NOVEL THIOPHENE DERIVATIVES AS SPHINGOSINE-1-PHOSPHATE-1 RECEPTOR AGONISTS



(57) Abstract: The invention relates to novel thiophene derivatives of formula (I), their preparation and their use as pharmaceutically active compounds. Said compounds particularly act as immunosuppressive agents, wherein ring A represents oxadiazole and the other substituents are as defined in the description.

WO 2006/100633 A1



-
- *before the expiration of the time limit for amending the claims and to be republished in the event of receipt of amendments* *For two-letter codes and other abbreviations, refer to the "Guidance Notes on Codes and Abbreviations" appearing at the beginning of each regular issue of the PCT Gazette.*

NOVEL THIOPHENE DERIVATIVES AS SPHINGOSINE-1-PHOSPHATE-1 RECEPTOR AGONISTS

5 Field of the invention

The present invention relates to S1P1/EDG1 receptor agonists of Formula (I) and their use as active ingredients in the preparation of pharmaceutical compositions. The invention also concerns related aspects including processes for the preparation
10 of the compounds, pharmaceutical compositions containing a compound of the Formula (I), and their use as compounds improving vascular function and as immunomodulating agents, either alone or in combination with other active compounds or therapies.

15 Background of the invention

The human immune system is designed to defend the body against foreign micro-organisms and substances that cause infection or disease. Complex regulatory mechanisms ensure that the immune response is targeted against the intruding
20 substance or organism and not against the host. In some cases, these control mechanisms are unregulated and autoimmune responses can develop. A consequence of the uncontrolled inflammatory response is severe organ, cell, tissue or joint damage. With current treatment, the whole immune system is usually suppressed and the body's ability to react to infections is also severely
25 compromised. Typical drugs in this class include azathioprine, chlorambucil, cyclophosphamide, cyclosporin, or methotrexate. Corticosteroids which reduce inflammation and suppress the immune response, may cause side effects when used in long term treatment. Nonsteroidal anti-inflammatory drugs (NSAIDs) can reduce pain and inflammation, however, they exhibit considerable side effects.
30 Alternative treatments include agents that activate or block cytokine signaling.

Orally active compounds with immunomodulating properties, without compromising immune responses and with reduced side effects would significantly improve current treatments of uncontrolled inflammatory disease.

In the field of organ transplantation the host immune response must be suppressed
5 to prevent organ rejection. Organ transplant recipients can experience some rejection even when they are taking immunosuppressive drugs. Rejection occurs most frequently in the first few weeks after transplantation, but rejection episodes can also happen months or even years after transplantation. Combinations of up to three or four medications are commonly used to give maximum protection against
10 rejection while minimizing side effects. Current standard drugs used to treat the rejection of transplanted organs interfere with discrete intracellular pathways in the activation of T-type or B-type white blood cells. Examples of such drugs are cyclosporin, daclizumab, basiliximab, everolimus, or FK506, which interfere with cytokine release or signaling; azathioprine or leflunomide, which inhibit nucleotide
15 synthesis; or 15-deoxyspergualin, an inhibitor of leukocyte differentiation.

The beneficial effects of broad immunosuppressive therapies relate to their effects; however, the generalized immunosuppression which these drugs produce diminishes the immune system's defense against infection and malignancies. Furthermore, standard immunosuppressive drugs are often used at high dosages
20 and can cause or accelerate organ damage.

Description of the invention

The present invention provides novel compounds of Formula (I) that are agonists
25 for the G protein-coupled receptor S1P1/EDG1 and have a powerful and long-lasting immunosuppressive effect which is achieved by reducing the number of circulating and infiltrating T- and B-lymphocytes, without affecting their maturation, memory, or expansion. The reduction of circulating T- / B-lymphocytes as a result of S1P1/EDG1 agonism, possibly in combination with the observed improvement of
30 endothelial cell layer function associated with S1P1/EDG1 activation, makes such

compounds useful to treat uncontrolled inflammatory disease and to improve vascular functionality.

5 The compounds of the present invention can be utilized alone or in combination with standard drugs inhibiting T-cell activation, to provide a new immunosuppressive therapy with a reduced propensity for infections when compared to standard immunosuppressive therapy. Furthermore, the compounds of the present invention can be used in combination with reduced dosages of traditional immunosuppressant therapies, to provide on the one hand effective
10 immunosuppressive activity, while on the other hand reducing end organ damage associated with higher doses of standard immunosuppressive drugs. The observation of improved endothelial cell layer function associated with S1P1/EDG1 activation provides additional benefits of compounds to improve vascular function.

15 The nucleotide sequence and the amino acid sequence for the human S1P1/EDG1 receptor are known in the art and are published in e.g.: Hla, T., and Maciag, T. *J. Biol Chem.* 265 (1990), 9308-9313; WO 91/15583 published 17 October 1991; WO 99/46277 published 16 September 1999. The potency and efficacy of the compounds of Formula (I) are assessed using a GTP γ S assay to determine EC₅₀
20 values and by measuring the circulating lymphocytes in the rat after oral administration, respectively (see Examples).

The following paragraphs provide definitions of the various chemical moieties that make up the compounds according to the invention and are intended to apply
25 uniformly throughout the specification and claims unless an otherwise expressly set out definition provides a broader definition.

The term C₁₋₅-alkyl, alone or in combination with other groups, means saturated, branched or preferably straight chain groups with one to five carbon atoms,
30 preferably one to three carbon atoms. Examples of C₁₋₅-alkyl groups are methyl, ethyl, *n*-propyl, *iso*-propyl, *n*-butyl, *iso*-butyl, *sec*-butyl, *tert*-butyl, and *n*-pentyl.

The term C₁₋₅-alkoxy, alone or in combination with other groups, means an R-O group, wherein R is a C₁₋₅-alkyl. Preferred examples of C₁₋₅-alkoxy groups are methoxy, ethoxy, propoxy, iso-propoxy, *iso*-butoxy, *sec*-butoxy and *tert*-butoxy.

- 5 The term hydroxy-C₂₋₅-alkoxy means a straight or branched alkoxy chain bearing a hydroxy group whereby there are at least two carbon atoms between the hydroxy group and the oxygen of the C₂₋₅-alkoxy group. Examples of hydroxy-C₂₋₅-alkoxy groups are 2-hydroxy-ethoxy, 3-hydroxy-propoxy, 2-hydroxy-propoxy, 4-hydroxy-butoxy, 3-hydroxy-1-methyl-propoxy, 3-hydroxy-butoxy, etc.

10

The term C₁₋₅-alkylamino or di-(C₁₋₅-alkyl)amino, alone or in combination with other groups, means an R'-NH- or an R'-NR''- group, respectively, wherein R' and R'' are each independently a C₁₋₅-alkyl group. Preferred examples of C₁₋₅-alkylamino or di-(C₁₋₅-alkyl)amino groups are methylamino, ethylamino, N,N-dimethylamino, and N-methyl-N-ethyl-amino.

15

The term halogen means fluoro, chloro, bromo or iodo, preferably fluoro or chloro.

Where the plural form is used for compounds, salts, pharmaceutical compositions, diseases and the like, this is intended to mean also a single compound, salt, or the like.

20

Any reference hereinbefore or hereinafter to a compound of Formula (I) is to be understood as referring also to configurational isomers such as optically pure enantiomers, mixtures of enantiomers such as racemates, diastereomers, mixtures of diastereomers, diastereomeric racemates, and mixtures of diastereomeric racemates, as well as salts (especially pharmaceutically acceptable salts) and solvent complexes (including hydrates) of such compounds, and morphological forms, as appropriate and expedient.

25

30

Salts are preferably the pharmaceutically acceptable salts of the compounds of Formula (I).

Salt-forming groups are groups or radicals having basic or acidic properties. Compounds having at least one basic group or at least one basic radical, for example amino, a secondary amino group not forming a peptide bond or a pyridyl radical, may form acid addition salts, for example with inorganic acids. When
5 several basic groups are present mono- or poly-acid addition salts may be formed.

Compounds having acidic groups, such as a carboxy group or a phenolic hydroxy group, may form metal or ammonium salts, such as alkali metal or alkaline earth metal salts, for example sodium, potassium, magnesium or calcium salts, or
10 ammonium salts with ammonia or suitable organic amines, such as tertiary monoamines, for example triethylamine or tri-(2-hydroxyethyl)-amine, or heterocyclic bases, for example *N*-ethyl-piperidine or *N,N'*-dimethylpiperazine. Mixtures of salts are possible.

15 Compounds having both acidic and basic groups can form internal salts.

For the purposes of isolation or purification, as well as in the case of compounds that are used further as intermediates, it is also possible to use pharmaceutically unacceptable salts, e.g. the picrates. Only pharmaceutically acceptable, non-toxic
20 salts may be used for therapeutic purposes, however, and those salts are therefore preferred.

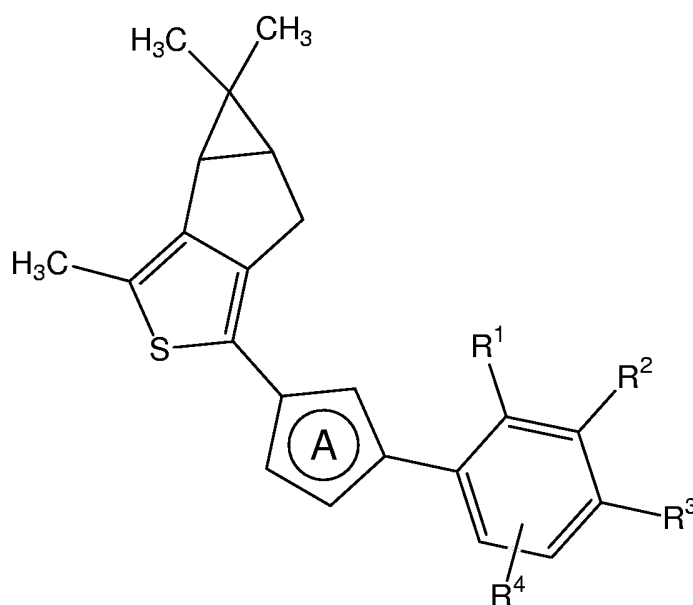
The expression pharmaceutically acceptable salts encompasses either salts with inorganic acids or organic acids like hydrochloric acid, hydrobromic acid, hydroiodic
25 acid, sulfuric acid, sulfamic acid, phosphoric acid, nitric acid, phosphorous acid, nitrous acid, citric acid, formic acid, acetic acid, oxalic acid, maleic acid, lactic acid, tartaric acid, fumaric acid, benzoic acid, mandelic acid, cinnamic acid, pamoic acid, stearic acid, glutamic acid, aspartic acid, methanesulfonic acid, ethanedisulfonic acid, p-toluenesulfonic acid, salicylic acid, succinic acid, trifluoroacetic acid, and the
30 like that are non toxic to living organisms or in case the compound of Formula (I) is acidic in nature with an inorganic base like an alkali or earth alkali base, e.g. sodium hydroxide, potassium hydroxide, calcium hydroxide and the like. For other

examples of pharmaceutically acceptable salts, reference can be made to "Salt selection for basic drugs", *Int. J. Pharm.* (1986), 33, 201-217.

The compounds of the Formula (I) may contain asymmetric carbon atoms. Substituents at a double bond or a ring may be present in cis- (= Z-) or trans (= E-) form unless indicated otherwise. The compounds of Formula (I) may thus be present as mixtures of stereoisomers or preferably as pure stereoisomers. Mixtures of stereoisomers may be separated in a manner known *per se*, e.g. by column chromatography, thin layer chromatography, HPLC or crystallization.

10

i) The invention relates to novel thiophene compounds of the Formula (I),

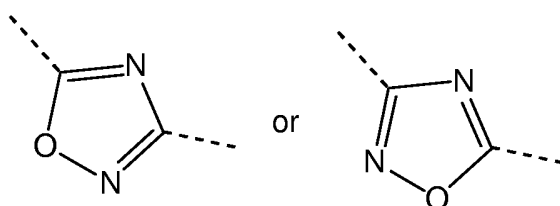


Formula (I)

15

wherein

ring A represents



R¹ represents hydrogen, C₁₋₅-alkyl, C₁₋₅-alkoxy, or halogen;

5 R² represents hydrogen, C₁₋₅-alkyl, C₁₋₅-alkoxy, trifluoromethyl, trifluoromethoxy, or halogen;

R³ represents hydrogen, hydroxy-C₁₋₅-alkyl, 2,3-dihydroxypropyl, di-(hydroxy-C₁₋₅-alkyl)-C₁₋₅-alkyl, -CH₂-(CH₂)_k-NR³¹R³², (azetidine-3-carboxylic acid)-1-yl-methyl, (azetidine-3-carboxylic acid C₁₋₅-alkylester)-1-yl-methyl, 2-[(azetidine-3-carboxylic acid)-1-yl]-ethyl, 2-[(azetidine-3-carboxylic acid C₁₋₅-alkylester)-1-yl]-ethyl, 3-[(azetidine-3-carboxylic acid)-1-yl]-propyl, 3-[(azetidine-3-carboxylic acid C₁₋₅-alkylester)-1-yl]-propyl, (pyrrolidine-3-carboxylic acid)-1-yl-methyl, (pyrrolidine-3-carboxylic acid C₁₋₅-alkylester)-1-yl-methyl, (pyrrolidine-2-carboxylic acid)-1-yl-methyl, (pyrrolidine-2-carboxylic acid C₁₋₅-alkylester)-1-yl-methyl, 2-[(pyrrolidine-3-carboxylic acid)-1-yl]-ethyl, 2-[(pyrrolidine-3-carboxylic acid C₁₋₅-alkylester)-1-yl]-ethyl, 2-[(pyrrolidine-2-carboxylic acid)-1-yl]-ethyl, 2-[(pyrrolidine-2-carboxylic acid C₁₋₅-alkylester)-1-yl]-ethyl, 3-[(pyrrolidine-3-carboxylic acid)-1-yl]-propyl, 3-[(pyrrolidine-3-carboxylic acid C₁₋₅-alkylester)-1-yl]-propyl, 3-[(pyrrolidine-2-carboxylic acid)-1-yl]-propyl, 3-[(pyrrolidine-2-carboxylic acid C₁₋₅-alkylester)-1-yl]-propyl, -CH₂-(CH₂)_n-COOH, -CH₂-(CH₂)_n-CONR³¹R³², -CO-NHR³¹, -(CH₂)_nCH(OH)-CH₂-NR³¹R³², hydroxy, C₁₋₅-alkoxy, fluoro-C₁₋₅-alkoxy, hydroxy-C₂₋₅-alkoxy, di-(hydroxy-C₁₋₅-alkyl)-C₁₋₅-alkoxy, 1-glyceryl, 2-glyceryl, 2-hydroxy-3-methoxy-propoxy, -OCH₂-(CH₂)_m-NR³¹R³², 2-pyrrolidin-1-yl-ethoxy, 3-pyrrolidin-1-yl-propoxy, 2-piperazin-1-yl-ethoxy, 2-[4-(C₁₋₅-alkyl)-piperazin-1-yl]-ethoxy, 2-[4-(2-hydroxy-ethyl)-piperazin-1-yl]-ethoxy, 3-piperazin-1-yl-propoxy, 3-[4-(C₁₋₅-alkyl)-piperazin-1-yl]-propoxy, 3-[4-(2-hydroxy-ethyl)-piperazin-1-yl]-propoxy, 2-morpholin-4-yl-ethoxy, 3-morpholin-4-yl-propoxy, 2-[(azetidine-3-carboxylic acid)-1-yl]-ethoxy, 2-[(azetidine-3-carboxylic acid C₁₋₅-alkylester)-1-yl]-ethoxy, 2-[(pyrrolidine-3-carboxylic acid)-1-yl]-ethoxy, 2-[(pyrrolidine-3-carboxylic acid C₁₋₅-alkylester)-1-yl]-ethoxy, 2-[(pyrrolidine-2-carboxylic acid)-1-yl]-ethoxy, 2-[(pyrrolidine-2-carboxylic acid C₁₋₅-alkylester)-1-yl]-ethoxy, 2-[(2-hydroxy-pyrrolidine)-1-yl]-ethoxy, 2-[(3-hydroxy-pyrrolidine)-1-yl]-ethoxy, 3-[(azetidine-3-carboxylic acid)-1-yl]-propoxy, 3-[(azetidine-3-carboxylic acid C₁₋₅-alkylester)-1-yl]-propoxy, 3-[(pyrrolidine-3-

carboxylic acid)-1-yl]-propoxy, 3-[(pyrrolidine-3-carboxylic acid C₁₋₅-alkylester)-1-yl]-propoxy, 3-[(pyrrolidine-2-carboxylic acid)-1-yl]-propoxy, 3-[(pyrrolidine-2-carboxylic acid C₁₋₅-alkylester)-1-yl]-propoxy, 3-[(2-hydroxy-pyrrolidine)-1-yl]-propoxy, 3-[(3-hydroxy-pyrrolidine)-1-yl]-propoxy, 2-amino-3-hydroxy-2-hydroxymethyl-propoxy, 5 -O-CH₂-CONR³¹R³², 3-carbamoyl-propoxy, 3-(C₁₋₅-alkylcarbamoyl)propoxy, 3-(2-hydroxyethylcarbamoyl)propoxy, -OCH₂-CH(OH)-CH₂-NR³¹R³², 3-[(azetidine-3-carboxylic acid)-1-yl]-2-hydroxypropoxy, 3-[(azetidine-3-carboxylic acid C₁₋₅-alkylester)-1-yl]-2-hydroxypropoxy, 2-hydroxy-3-[(pyrrolidine-3-carboxylic acid)-1-yl]-propoxy, 2-hydroxy-3-[(pyrrolidine-3-carboxylic acid C₁₋₅-alkylester)-1-yl]-propoxy, 2-hydroxy-3-[(pyrrolidine-2-carboxylic acid)-1-yl]-propoxy, 2-hydroxy-3-[(pyrrolidine-2-carboxylic acid C₁₋₅-alkylester)-1-yl]-propoxy, 2-hydroxy-3-[(2-hydroxy-pyrrolidine)-1-yl]-propoxy, 2-hydroxy-3-[(3-hydroxy-pyrrolidine)-1-yl]-propoxy, 2-hydroxy-3-pyrrolidin-1-yl-propoxy, 2-hydroxy-3-piperazin-1-yl-propoxy, 2-hydroxy-3-[4-(C₁₋₅-alkyl)-piperazin-1-yl]-propoxy, 2-hydroxy-3-[4-(2-hydroxy-ethyl)-piperazin-1-yl]-propoxy, 2-hydroxy-3-morpholin-4-yl-propoxy, -NR³¹R³², 15 -NHCO-R³¹, -CH₂-(CH₂)_k-NHSO₂R³³, -(CH₂)_nCH(OH)-CH₂-NHSO₂R³³, -OCH₂-(CH₂)_m-NHSO₂R³³, -OCH₂-CH(OH)-CH₂-NHSO₂R³³, -CH₂-(CH₂)_k-NHCOR³⁴, -(CH₂)_nCH(OH)-CH₂-NHCOR³⁴, -OCH₂-(CH₂)_m-NHCOR³⁴, or -OCH₂-CH(OH)-CH₂-NHCOR³⁴;

20

R³¹ represents hydrogen, methyl, ethyl, 1-propyl, 2-propyl, 2-hydroxyethyl, 2-hydroxy-1-hydroxymethyl-ethyl, 2-C₁₋₅-alkoxyethyl, 3-hydroxypropyl, 3-C₁₋₅-alkoxypropyl, 2-aminoethyl, 2-(C₁₋₅-alkylamino)ethyl, 2-(di-(C₁₋₅-alkyl)amino)ethyl, carboxymethyl, C₁₋₅-alkylcarboxymethyl, 2-carboxyethyl, or 2-(C₁₋₅-alkylcarboxy)ethyl;

25

R³² represents hydrogen, methyl, or ethyl;

R³³ represents methyl, ethyl, propyl, isopropyl, butyl, 2-hydroxyethyl, 2-methoxyethyl, methylamino, ethylamino, propylamino, isopropylamino, 30 n-butylamino, or dimethylamino;

R³⁴ represents hydroxymethyl, hydroxyethyl, aminomethyl, methylaminomethyl, dimethylaminomethyl, aminoethyl, 2-methylamino-ethyl, or 2-dimethylamino-ethyl;

k represents the integer 1, 2, or 3;

5 m represents the integer 1 or 2;

n represents 0, 1, or 2; and

R⁴ represents hydrogen, C₁₋₅-alkyl, or halogen;

10 and configurational isomers such as optically pure enantiomers, mixtures of enantiomers such as racemates, diastereomers, mixtures of diastereomers, diastereomeric racemates, and mixtures of diastereomeric racemates, as well as salts and solvent complexes of such compounds, and morphological forms.

15 ii) A particular embodiment of the invention relates to thiophene derivatives according to embodiment i), wherein R³ represents hydrogen, hydroxy-C₁₋₅-alkyl, 2,3-dihydroxypropyl, di-(hydroxy-C₁₋₅-alkyl)-C₁₋₅-alkyl, -CH₂-(CH₂)_k-NR³¹R³², (azetidine-3-carboxylic acid)-1-yl-methyl, (azetidine-3-carboxylic acid C₁₋₅-alkylester)-1-yl-methyl, 2-[(azetidine-3-carboxylic acid)-1-yl]-ethyl, 2-[(azetidine-3-carboxylic acid C₁₋₅-alkylester)-1-yl]-ethyl, 3-[(azetidine-3-carboxylic acid)-1-yl]-propyl, 3-[(azetidine-3-carboxylic acid C₁₋₅-alkylester)-1-yl]-propyl, (pyrrolidine-3-carboxylic acid)-1-yl-methyl, (pyrrolidine-3-carboxylic acid C₁₋₅-alkylester)-1-yl-methyl, (pyrrolidine-2-carboxylic acid)-1-yl-methyl, (pyrrolidine-2-carboxylic acid C₁₋₅-alkylester)-1-yl-methyl, 2-[(pyrrolidine-3-carboxylic acid)-1-yl]-ethyl, 2-[(pyrrolidine-3-carboxylic acid C₁₋₅-alkylester)-1-yl]-ethyl, 2-[(pyrrolidine-2-carboxylic acid)-1-yl]-ethyl, 2-[(pyrrolidine-2-carboxylic acid C₁₋₅-alkylester)-1-yl]-ethyl, 3-[(pyrrolidine-3-carboxylic acid)-1-yl]-propyl, 3-[(pyrrolidine-3-carboxylic acid C₁₋₅-alkylester)-1-yl]-propyl, 3-[(pyrrolidine-2-carboxylic acid)-1-yl]-propyl, 3-[(pyrrolidine-2-carboxylic acid C₁₋₅-alkylester)-1-yl]-propyl, -CH₂-(CH₂)_n-CONR³¹R³², -CO-NHR³¹,
 20 -(CH₂)_nCH(OH)-CH₂-NR³¹R³², hydroxy, C₁₋₅-alkoxy, fluoro-C₁₋₅-alkoxy, hydroxy-C₂₋₅-alkoxy, di-(hydroxy-C₁₋₅-alkyl)-C₁₋₅-alkoxy, 1-glyceryl, 2-glyceryl, 2-hydroxy-3-methoxy-propoxy, -OCH₂-(CH₂)_m-NR³¹R³², 2-pyrrolidin-1-yl-ethoxy, 3-pyrrolidin-1-yl-propoxy, 2-piperazin-1-yl-ethoxy, 2-[4-(C₁₋₅-alkyl)-piperazin-1-yl]-ethoxy, 2-[4-(2-

hydroxy-ethyl)-piperazin-1-yl]-ethoxy, 3-piperazin-1-yl-propoxy, 3-[4-(C₁₋₅-alkyl)-piperazin-1-yl]-propoxy, 3-[4-(2-hydroxy-ethyl)-piperazin-1-yl]-propoxy, 2-morpholin-4-yl-ethoxy, 3-morpholin-4-yl-propoxy, 2-[(azetidine-3-carboxylic acid)-1-yl]-ethoxy, 2-[(azetidine-3-carboxylic acid C₁₋₅-alkylester)-1-yl]-ethoxy, 2-[(pyrrolidine-3-carboxylic acid)-1-yl]-ethoxy, 2-[(pyrrolidine-3-carboxylic acid C₁₋₅-alkylester)-1-yl]-ethoxy, 2-[(pyrrolidine-2-carboxylic acid)-1-yl]-ethoxy, 2-[(pyrrolidine-2-carboxylic acid C₁₋₅-alkylester)-1-yl]-ethoxy, 2-[(2-hydroxy-pyrrolidine)-1-yl]-ethoxy, 2-[(3-hydroxy-pyrrolidine)-1-yl]-ethoxy, 3-[(azetidine-3-carboxylic acid)-1-yl]-propoxy, 3-[(azetidine-3-carboxylic acid C₁₋₅-alkylester)-1-yl]-propoxy, 3-[(pyrrolidine-3-carboxylic acid)-1-yl]-propoxy, 3-[(pyrrolidine-3-carboxylic acid C₁₋₅-alkylester)-1-yl]-propoxy, 3-[(pyrrolidine-2-carboxylic acid)-1-yl]-propoxy, 3-[(pyrrolidine-2-carboxylic acid C₁₋₅-alkylester)-1-yl]-propoxy, 3-[(2-hydroxy-pyrrolidine)-1-yl]-propoxy, 3-[(3-hydroxy-pyrrolidine)-1-yl]-propoxy, 2-amino-3-hydroxy-2-hydroxymethyl-propoxy, -O-CH₂-CONR³¹R³², 3-carbamoyl-propoxy, 3-(C₁₋₅-alkylcarbamoyl)propoxy, 3-(2-hydroxyethylcarbamoyl)propoxy, -OCH₂-CH(OH)-CH₂-NR³¹R³², 3-[(azetidine-3-carboxylic acid)-1-yl]-2-hydroxypropoxy, 3-[(azetidine-3-carboxylic acid C₁₋₅-alkylester)-1-yl]-2-hydroxypropoxy, 2-hydroxy-3-[(pyrrolidine-3-carboxylic acid)-1-yl]-propoxy, 2-hydroxy-3-[(pyrrolidine-3-carboxylic acid C₁₋₅-alkylester)-1-yl]-propoxy, 2-hydroxy-3-[(pyrrolidine-2-carboxylic acid)-1-yl]-propoxy, 2-hydroxy-3-[(pyrrolidine-2-carboxylic acid C₁₋₅-alkylester)-1-yl]-propoxy, 2-hydroxy-3-[(2-hydroxy-pyrrolidine)-1-yl]-propoxy, 2-hydroxy-3-[(3-hydroxy-pyrrolidine)-1-yl]-propoxy, 2-hydroxy-3-pyrrolidin-1-yl-propoxy, 2-hydroxy-3-piperazin-1-yl-propoxy, 2-hydroxy-3-[4-(C₁₋₅-alkyl)-piperazin-1-yl]-propoxy, 2-hydroxy-3-[4-(2-hydroxy-ethyl)-piperazin-1-yl]-propoxy, 2-hydroxy-3-morpholin-4-yl-propoxy, -NR³¹R³², -NHCO-R³¹, -CH₂-(CH₂)_k-NHSO₂R³³, -(CH₂)_nCH(OH)-CH₂-NHSO₂R³³, -OCH₂-(CH₂)_m-NHSO₂R³³, -OCH₂-CH(OH)-CH₂-NHSO₂R³³, -CH₂-(CH₂)_k-NHCOR³⁴, -(CH₂)_nCH(OH)-CH₂-NHCOR³⁴, -OCH₂-(CH₂)_m-NHCOR³⁴, or -OCH₂-CH(OH)-CH₂-NHCOR³⁴ and wherein R³¹, R³², R³³ and R³⁴ are as defined above in embodiment i).

30

iii) A particular embodiment of the invention relates to thiophene derivatives according to embodiment i) or ii), wherein the compounds represented in Formula

(l) constitute the (1aR, 5aS)-isomer of the 1,1,2-trimethyl-1,1a,5,5a-tetrahydro-3-thia-cyclopropa[a]pentalene derivative.

5 iv) A preferred embodiment of the invention relates to thiophene derivatives according to embodiment i) or ii), wherein the compounds represented in Formula (I) constitute the (1aS, 5aR)-isomer of the 1,1,2-trimethyl-1,1a,5,5a-tetrahydro-3-thia-cyclopropa[a]pentalene derivative.

10 v) A preferred embodiment of the invention relates to thiophene derivatives according to any one of embodiments i) to iv), wherein the compounds represented in Formula (I) constitute a 5-thiophen-2-yl-[1,2,4]oxadiazole derivative.

15 vi) Another preferred embodiment of the invention relates to thiophene derivatives according to any one of embodiments i) to iv), wherein the compounds represented in Formula (I) constitute a 3-thiophen-2-yl-[1,2,4]oxadiazole derivative.

vii) A preferred embodiment of the invention relates to thiophene derivatives according to any one of embodiments i) to vi), wherein R¹, R², and R⁴ represent hydrogen.

20

viii) Another preferred embodiment of the invention relates to thiophene derivatives according to any one of embodiments i) to vi), wherein R¹ represents hydrogen and R² and R⁴ represent a methyl group.

25 ix) Another preferred embodiment of the invention relates to thiophene derivatives according to any one of embodiments i) to vi), wherein R¹ represents hydrogen, R² represents a methyl group and R⁴ represents an ethyl group.

30 x) Another preferred embodiment of the invention relates to thiophene derivatives according to any one of embodiments i) to vi), wherein R¹ represents hydrogen, R² represents a methoxy group and R⁴ represents chlorine.

xi) A further embodiment of the invention relates to thiophene derivatives according to any one of embodiments i) to x), wherein R^3 represents hydrogen, hydroxy- C_{1-5} -alkyl, 2,3-dihydroxypropyl, di-(hydroxy- C_{1-5} -alkyl)- C_{1-5} -alkyl, $-CH_2-(CH_2)_k-NR^{31}R^{32}$, (azetidine-3-carboxylic acid)-1-yl-methyl, (azetidine-3-carboxylic acid C_{1-5} -alkylester)-1-yl-methyl, 2-[(azetidine-3-carboxylic acid)-1-yl]-ethyl, 2-[(azetidine-3-carboxylic acid C_{1-5} -alkylester)-1-yl]-ethyl, 3-[(azetidine-3-carboxylic acid)-1-yl]-propyl, 3-[(azetidine-3-carboxylic acid C_{1-5} -alkylester)-1-yl]-propyl, (pyrrolidine-3-carboxylic acid)-1-yl-methyl, (pyrrolidine-3-carboxylic acid C_{1-5} -alkylester)-1-yl-methyl, (pyrrolidine-2-carboxylic acid)-1-yl-methyl, (pyrrolidine-2-carboxylic acid C_{1-5} -alkylester)-1-yl-methyl, 2-[(pyrrolidine-3-carboxylic acid)-1-yl]-ethyl, 2-[(pyrrolidine-3-carboxylic acid C_{1-5} -alkylester)-1-yl]-ethyl, 2-[(pyrrolidine-2-carboxylic acid)-1-yl]-ethyl, 2-[(pyrrolidine-2-carboxylic acid C_{1-5} -alkylester)-1-yl]-ethyl, 3-[(pyrrolidine-3-carboxylic acid)-1-yl]-propyl, 3-[(pyrrolidine-3-carboxylic acid C_{1-5} -alkylester)-1-yl]-propyl, 3-[(pyrrolidine-2-carboxylic acid)-1-yl]-propyl, 3-[(pyrrolidine-2-carboxylic acid C_{1-5} -alkylester)-1-yl]-propyl, $-CH_2-(CH_2)_n-CONR^{31}R^{32}$, $-CO-NHR^{31}$, $-(CH_2)_nCH(OH)-CH_2-NR^{31}R^{32}$, hydroxy, C_{1-5} -alkoxy, fluoro- C_{1-5} -alkoxy, hydroxy- C_{2-5} -alkoxy, di-(hydroxy- C_{1-5} -alkyl)- C_{1-5} -alkoxy, 1-glyceryl, 2-glyceryl, 2-hydroxy-3-methoxy-propoxy, $-OCH_2-(CH_2)_m-NR^{31}R^{32}$, 2-pyrrolidin-1-yl-ethoxy, 3-pyrrolidin-1-yl-propoxy, 2-piperazin-1-yl-ethoxy, 2-[4-(C_{1-5} -alkyl)-piperazin-1-yl]-ethoxy, 2-[4-(2-hydroxy-ethyl)-piperazin-1-yl]-ethoxy, 3-piperazin-1-yl-propoxy, 3-[4-(C_{1-5} -alkyl)-piperazin-1-yl]-propoxy, 3-[4-(2-hydroxy-ethyl)-piperazin-1-yl]-propoxy, 2-morpholin-4-yl-ethoxy, 3-morpholin-4-yl-propoxy, 2-[(azetidine-3-carboxylic acid)-1-yl]-ethoxy, 2-[(azetidine-3-carboxylic acid C_{1-5} -alkylester)-1-yl]-ethoxy, 2-[(pyrrolidine-3-carboxylic acid)-1-yl]-ethoxy, 2-[(pyrrolidine-3-carboxylic acid C_{1-5} -alkylester)-1-yl]-ethoxy, 2-[(pyrrolidine-2-carboxylic acid)-1-yl]-ethoxy, 2-[(pyrrolidine-2-carboxylic acid C_{1-5} -alkylester)-1-yl]-ethoxy, 2-[(2-hydroxy-pyrrolidine)-1-yl]-ethoxy, 2-[(3-hydroxy-pyrrolidine)-1-yl]-ethoxy, 3-[(azetidine-3-carboxylic acid)-1-yl]-propoxy, 3-[(azetidine-3-carboxylic acid C_{1-5} -alkylester)-1-yl]-propoxy, 3-[(pyrrolidine-3-carboxylic acid)-1-yl]-propoxy, 3-[(pyrrolidine-3-carboxylic acid C_{1-5} -alkylester)-1-yl]-propoxy, 3-[(pyrrolidine-2-carboxylic acid)-1-yl]-propoxy, 3-[(pyrrolidine-2-carboxylic acid C_{1-5} -alkylester)-1-yl]-propoxy, 3-[(2-hydroxy-pyrrolidine)-1-yl]-propoxy, 3-[(3-hydroxy-pyrrolidine)-1-yl]-propoxy, 2-amino-3-hydroxy-2-hydroxymethyl-propoxy, $-O-CH_2-CONR^{31}R^{32}$, 3-carbamoyl-propoxy, 3-(C_{1-5} -alkylcarbamoyl)propoxy, 3-(2-

hydroxyethylcarbamoyl)propoxy, $-OCH_2-CH(OH)-CH_2-NR^{31}R^{32}$, 3-[(azetidine-3-carboxylic acid)-1-yl]-2-hydroxypropoxy, 3-[(azetidine-3-carboxylic acid C₁₋₅-alkylester)-1-yl]-2-hydroxypropoxy, 2-hydroxy-3-[(pyrrolidine-3-carboxylic acid)-1-yl]-propoxy, 2-hydroxy-3-[(pyrrolidine-3-carboxylic acid C₁₋₅-alkylester)-1-yl]-propoxy, 2-hydroxy-3-[(pyrrolidine-2-carboxylic acid)-1-yl]-propoxy, 2-hydroxy-3-[(pyrrolidine-2-carboxylic acid C₁₋₅-alkylester)-1-yl]-propoxy, 2-hydroxy-3-[(2-hydroxy-pyrrolidine)-1-yl]-propoxy, 2-hydroxy-3-[(3-hydroxy-pyrrolidine)-1-yl]-propoxy, 2-hydroxy-3-pyrrolidin-1-yl-propoxy, 2-hydroxy-3-piperazin-1-yl-propoxy, 2-hydroxy-3-[4-(C₁₋₅-alkyl)-piperazin-1-yl]-propoxy, 2-hydroxy-3-[4-(2-hydroxy-ethyl)-piperazin-1-yl]-propoxy, 2-hydroxy-3-morpholin-4-yl-propoxy, or $-NR^{31}R^{32}$, $-NHCO-R^{31}$ and wherein R³¹ and R³² are as defined above in embodiment i).

xii) A further embodiment of the invention relates to thiophene derivatives according to any one of embodiments i) and iii) to x), wherein R³ represents hydrogen, hydroxy-C₁₋₅-alkyl, 2,3-dihydroxypropyl, di-(hydroxy-C₁₋₅-alkyl)-C₁₋₅-alkyl, $-CH_2-(CH_2)_k-NR^{31}R^{32}$, (azetidine-3-carboxylic acid)-1-yl-methyl, (azetidine-3-carboxylic acid C₁₋₅-alkylester)-1-yl-methyl, 2-[(azetidine-3-carboxylic acid)-1-yl]-ethyl, 2-[(azetidine-3-carboxylic acid C₁₋₅-alkylester)-1-yl]-ethyl, 3-[(azetidine-3-carboxylic acid)-1-yl]-propyl, 3-[(azetidine-3-carboxylic acid C₁₋₅-alkylester)-1-yl]-propyl, (pyrrolidine-3-carboxylic acid)-1-yl-methyl, (pyrrolidine-3-carboxylic acid C₁₋₅-alkylester)-1-yl-methyl, (pyrrolidine-2-carboxylic acid)-1-yl-methyl, (pyrrolidine-2-carboxylic acid C₁₋₅-alkylester)-1-yl-methyl, 2-[(pyrrolidine-3-carboxylic acid)-1-yl]-ethyl, 2-[(pyrrolidine-3-carboxylic acid C₁₋₅-alkylester)-1-yl]-ethyl, 2-[(pyrrolidine-2-carboxylic acid)-1-yl]-ethyl, 2-[(pyrrolidine-2-carboxylic acid C₁₋₅-alkylester)-1-yl]-ethyl, 3-[(pyrrolidine-3-carboxylic acid)-1-yl]-propyl, 3-[(pyrrolidine-3-carboxylic acid C₁₋₅-alkylester)-1-yl]-propyl, 3-[(pyrrolidine-2-carboxylic acid)-1-yl]-propyl, 3-[(pyrrolidine-2-carboxylic acid C₁₋₅-alkylester)-1-yl]-propyl, $-CH_2-(CH_2)_n-COOH$, $-CH_2-(CH_2)_n-CONR^{31}R^{32}$, $-CO-NHR^{31}$, $-(CH_2)_nCH(OH)-CH_2-NR^{31}R^{32}$, hydroxy, C₁₋₅-alkoxy, fluoro-C₁₋₅-alkoxy, hydroxy-C₂₋₅-alkoxy, di-(hydroxy-C₁₋₅-alkyl)-C₁₋₅-alkoxy, 1-glyceryl, 2-glyceryl, 2-hydroxy-3-methoxy-propoxy, $-OCH_2-(CH_2)_m-NR^{31}R^{32}$, 2-pyrrolidin-1-yl-ethoxy, 3-pyrrolidin-1-yl-propoxy, 2-piperazin-1-yl-ethoxy, 2-[4-(C₁₋₅-alkyl)-piperazin-1-yl]-ethoxy, 2-[4-(2-hydroxy-ethyl)-piperazin-1-yl]-ethoxy, 3-piperazin-1-yl-propoxy, 3-[4-(C₁₋₅-alkyl)-piperazin-1-yl]-propoxy, 3-[4-(2-hydroxy-

ethyl)-piperazin-1-yl]-propoxy, 2-morpholin-4-yl-ethoxy, 3-morpholin-4-yl-propoxy, 2-[(azetidine-3-carboxylic acid)-1-yl]-ethoxy, 2-[(azetidine-3-carboxylic acid C₁₋₅-alkylester)-1-yl]-ethoxy, 2-[(pyrrolidine-3-carboxylic acid)-1-yl]-ethoxy, 2-[(pyrrolidine-3-carboxylic acid C₁₋₅-alkylester)-1-yl]-ethoxy, 2-[(pyrrolidine-2-carboxylic acid)-1-yl]-ethoxy, 2-[(pyrrolidine-2-carboxylic acid C₁₋₅-alkylester)-1-yl]-ethoxy, 2-[(2-hydroxy-pyrrolidine)-1-yl]-ethoxy, 2-[(3-hydroxy-pyrrolidine)-1-yl]-ethoxy, 3-[(azetidine-3-carboxylic acid)-1-yl]-propoxy, 3-[(azetidine-3-carboxylic acid C₁₋₅-alkylester)-1-yl]-propoxy, 3-[(pyrrolidine-3-carboxylic acid)-1-yl]-propoxy, 3-[(pyrrolidine-3-carboxylic acid C₁₋₅-alkylester)-1-yl]-propoxy, 3-[(pyrrolidine-2-carboxylic acid)-1-yl]-propoxy, 3-[(pyrrolidine-2-carboxylic acid C₁₋₅-alkylester)-1-yl]-propoxy, 3-[(2-hydroxy-pyrrolidine)-1-yl]-propoxy, 3-[(3-hydroxy-pyrrolidine)-1-yl]-propoxy, 2-amino-3-hydroxy-2-hydroxymethyl-propoxy, -O-CH₂-CONR³¹R³², 3-carbamoyl-propoxy, 3-(C₁₋₅-alkylcarbamoyl)propoxy, 3-(2-hydroxyethylcarbamoyl)propoxy, -OCH₂-CH(OH)-CH₂-NR³¹R³², 3-[(azetidine-3-carboxylic acid)-1-yl]-2-hydroxypropoxy, 3-[(azetidine-3-carboxylic acid C₁₋₅-alkylester)-1-yl]-2-hydroxypropoxy, 2-hydroxy-3-[(pyrrolidine-3-carboxylic acid)-1-yl]-propoxy, 2-hydroxy-3-[(pyrrolidine-3-carboxylic acid C₁₋₅-alkylester)-1-yl]-propoxy, 2-hydroxy-3-[(pyrrolidine-2-carboxylic acid)-1-yl]-propoxy, 2-hydroxy-3-[(pyrrolidine-2-carboxylic acid C₁₋₅-alkylester)-1-yl]-propoxy, 2-hydroxy-3-[(2-hydroxy-pyrrolidine)-1-yl]-propoxy, 2-hydroxy-3-[(3-hydroxy-pyrrolidine)-1-yl]-propoxy, 2-hydroxy-3-pyrrolidin-1-yl-propoxy, 2-hydroxy-3-piperazin-1-yl-propoxy, 2-hydroxy-3-[4-(C₁₋₅-alkyl)-piperazin-1-yl]-propoxy, 2-hydroxy-3-[4-(2-hydroxy-ethyl)-piperazin-1-yl]-propoxy, 2-hydroxy-3-morpholin-4-yl-propoxy, or -NR³¹R³², -NHCO-R³¹ and wherein R³¹ and R³² are as defined above in embodiment i).

25

xiii) A further preferred embodiment of the invention relates to thiophene derivatives according to any one of embodiments i) to x), wherein R³ represents hydroxy-C₂₋₅-alkoxy, di-(hydroxy-C₁₋₅-alkyl)-C₁₋₅-alkoxy, 1-glyceryl, 2-glyceryl, 2-hydroxy-3-methoxy-propoxy, -OCH₂-(CH₂)_m-NR³¹R³², 2-pyrrolidin-1-yl-ethoxy, 3-pyrrolidin-1-yl-propoxy, 2-piperazin-1-yl-ethoxy, 2-[4-(C₁₋₅-alkyl)-piperazin-1-yl]-ethoxy, 2-[4-(2-hydroxy-ethyl)-piperazin-1-yl]-ethoxy, 3-piperazin-1-yl-propoxy, 3-[4-(C₁₋₅-alkyl)-piperazin-1-yl]-propoxy, 3-[4-(2-hydroxy-ethyl)-piperazin-1-yl]-propoxy, 2-morpholin-4-yl-ethoxy, 3-morpholin-4-yl-propoxy, 2-[(azetidine-3-carboxylic acid)-1-yl]-ethoxy,

30

2-[(azetidine-3-carboxylic acid C₁₋₅-alkylester)-1-yl]-ethoxy, 2-[(pyrrolidine-3-carboxylic acid)-1-yl]-ethoxy, 2-[(pyrrolidine-3-carboxylic acid C₁₋₅-alkylester)-1-yl]-ethoxy, 2-[(pyrrolidine-2-carboxylic acid)-1-yl]-ethoxy, 2-[(pyrrolidine-2-carboxylic acid C₁₋₅-alkylester)-1-yl]-ethoxy, 2-[(2-hydroxy-pyrrolidine)-1-yl]-ethoxy, 2-[(3-hydroxy-pyrrolidine)-1-yl]-ethoxy, 3-[(azetidine-3-carboxylic acid)-1-yl]-propoxy, 3-[(azetidine-3-carboxylic acid C₁₋₅-alkylester)-1-yl]-propoxy, 3-[(pyrrolidine-3-carboxylic acid)-1-yl]-propoxy, 3-[(pyrrolidine-3-carboxylic acid C₁₋₅-alkylester)-1-yl]-propoxy, 3-[(pyrrolidine-2-carboxylic acid)-1-yl]-propoxy, 3-[(pyrrolidine-2-carboxylic acid C₁₋₅-alkylester)-1-yl]-propoxy, 3-[(2-hydroxy-pyrrolidine)-1-yl]-propoxy, 3-[(3-hydroxy-pyrrolidine)-1-yl]-propoxy, 2-amino-3-hydroxy-2-hydroxymethyl-propoxy, -O-CH₂-CONR³¹R³², 3-carbamoyl-propoxy, 3-(C₁₋₅-alkylcarbamoyl)propoxy, 3-(2-hydroxyethylcarbamoyl)propoxy, -OCH₂-CH(OH)-CH₂-NR³¹R³², 3-[(azetidine-3-carboxylic acid)-1-yl]-2-hydroxypropoxy, 3-[(azetidine-3-carboxylic acid C₁₋₅-alkylester)-1-yl]-2-hydroxypropoxy, 2-hydroxy-3-[(pyrrolidine-3-carboxylic acid)-1-yl]-propoxy, 2-hydroxy-3-[(pyrrolidine-3-carboxylic acid C₁₋₅-alkylester)-1-yl]-propoxy, 2-hydroxy-3-[(pyrrolidine-2-carboxylic acid)-1-yl]-propoxy, 2-hydroxy-3-[(pyrrolidine-2-carboxylic acid C₁₋₅-alkylester)-1-yl]-propoxy, 2-hydroxy-3-[(2-hydroxy-pyrrolidine)-1-yl]-propoxy, 2-hydroxy-3-[(3-hydroxy-pyrrolidine)-1-yl]-propoxy, 2-hydroxy-3-pyrrolidin-1-yl-propoxy, 2-hydroxy-3-piperazin-1-yl-propoxy, 2-hydroxy-3-[4-(C₁₋₅-alkyl)-piperazin-1-yl]-propoxy, 2-hydroxy-3-[4-(2-hydroxyethyl)-piperazin-1-yl]-propoxy, or 2-hydroxy-3-morpholin-4-yl-propoxy and wherein R³¹ and R³² are as defined above in embodiment i).

xiv) Another further preferred embodiment of the invention relates to thiophene derivatives according to any one of embodiments i) to x), wherein R³ represents hydroxy-C₁₋₅-alkyl, 2,3-dihydroxypropyl, di-(hydroxy-C₁₋₅-alkyl)-C₁₋₅-alkyl, -CH₂-(CH₂)_k-NR³¹R³², (azetidine-3-carboxylic acid)-1-yl-methyl, (azetidine-3-carboxylic acid C₁₋₅-alkylester)-1-yl-methyl, 2-[(azetidine-3-carboxylic acid)-1-yl]-ethyl, 2-[(azetidine-3-carboxylic acid C₁₋₅-alkylester)-1-yl]-ethyl, 3-[(azetidine-3-carboxylic acid)-1-yl]-propyl, 3-[(azetidine-3-carboxylic acid C₁₋₅-alkylester)-1-yl]-propyl, (pyrrolidine-3-carboxylic acid)-1-yl-methyl, (pyrrolidine-3-carboxylic acid C₁₋₅-alkylester)-1-yl-methyl, (pyrrolidine-2-carboxylic acid)-1-yl-methyl, (pyrrolidine-2-carboxylic acid C₁₋₅-alkylester)-1-yl-methyl, 2-[(pyrrolidine-3-carboxylic acid)-1-yl]-

ethyl, 2-[(pyrrolidine-3-carboxylic acid C₁₋₅-alkylester)-1-yl]-ethyl, 2-[(pyrrolidine-2-carboxylic acid)-1-yl]-ethyl, 2-[(pyrrolidine-2-carboxylic acid C₁₋₅-alkylester)-1-yl]-ethyl, 3-[(pyrrolidine-3-carboxylic acid)-1-yl]-propyl, 3-[(pyrrolidine-3-carboxylic acid C₁₋₅-alkylester)-1-yl]-propyl, 3-[(pyrrolidine-2-carboxylic acid)-1-yl]-propyl, 3-[(pyrrolidine-2-carboxylic acid C₁₋₅-alkylester)-1-yl]-propyl, -CH₂-(CH₂)_n-CONR³¹R³², -CO-NHR³¹, or -(CH₂)_nCH(OH)-CH₂-NR³¹R³² and wherein R³¹ and R³² are as defined above in embodiment i).

xv) Another further preferred embodiment of the invention relates to thiophene derivatives according to any one of embodiments i) and iii) to x), wherein R³ represents hydroxy-C₁₋₅-alkyl, 2,3-dihydroxypropyl, di-(hydroxy-C₁₋₅-alkyl)-C₁₋₅-alkyl, -CH₂-(CH₂)_k-NR³¹R³², (azetidine-3-carboxylic acid)-1-yl-methyl, (azetidine-3-carboxylic acid C₁₋₅-alkylester)-1-yl-methyl, 2-[(azetidine-3-carboxylic acid)-1-yl]-ethyl, 2-[(azetidine-3-carboxylic acid C₁₋₅-alkylester)-1-yl]-ethyl, 3-[(azetidine-3-carboxylic acid)-1-yl]-propyl, 3-[(azetidine-3-carboxylic acid C₁₋₅-alkylester)-1-yl]-propyl, (pyrrolidine-3-carboxylic acid)-1-yl-methyl, (pyrrolidine-3-carboxylic acid C₁₋₅-alkylester)-1-yl-methyl, (pyrrolidine-2-carboxylic acid)-1-yl-methyl, (pyrrolidine-2-carboxylic acid C₁₋₅-alkylester)-1-yl-methyl, 2-[(pyrrolidine-3-carboxylic acid)-1-yl]-ethyl, 2-[(pyrrolidine-3-carboxylic acid C₁₋₅-alkylester)-1-yl]-ethyl, 2-[(pyrrolidine-2-carboxylic acid)-1-yl]-ethyl, 2-[(pyrrolidine-2-carboxylic acid C₁₋₅-alkylester)-1-yl]-ethyl, 3-[(pyrrolidine-3-carboxylic acid)-1-yl]-propyl, 3-[(pyrrolidine-3-carboxylic acid C₁₋₅-alkylester)-1-yl]-propyl, 3-[(pyrrolidine-2-carboxylic acid)-1-yl]-propyl, 3-[(pyrrolidine-2-carboxylic acid C₁₋₅-alkylester)-1-yl]-propyl, -CH₂-(CH₂)_n-COOH, -CH₂-(CH₂)_n-CONR³¹R³², -CO-NHR³¹, or -(CH₂)_nCH(OH)-CH₂-NR³¹R³² and wherein R³¹ and R³² are as defined above in embodiment i).

xvi) Another further preferred embodiment of the invention relates to thiophene derivatives according to any one of embodiments i) to x), wherein R³ represents di-(hydroxy-C₁₋₅-alkyl)-C₁₋₅-alkoxy, 1-glyceryl, -OCH₂-(CH₂)_m-NR³¹R³², -O-CH₂-CONR³¹R³², or -OCH₂-CH(OH)-CH₂-NR³¹R³², wherein R³¹ represents methyl or 2-hydroxyethyl and R³² represents hydrogen.

xvii) Another very preferred embodiment of the invention relates to thiophene derivatives according to any one of embodiments i) to x), wherein R³ represents -CH₂-(CH₂)_k-NHSO₂R³³, -(CH₂)_nCH(OH)-CH₂-NHSO₂R³³, -OCH₂-(CH₂)_m-NHSO₂R³³, -OCH₂-CH(OH)-CH₂-NHSO₂R³³, -CH₂-(CH₂)_k-NHCOR³⁴,
 5 -(CH₂)_nCH(OH)-CH₂-NHCOR³⁴, -OCH₂-(CH₂)_m-NHCOR³⁴, or -OCH₂-CH(OH)-CH₂-NHCOR³⁴ and wherein R³³ and R³⁴ are as defined above in embodiment i).

xviii) Another very preferred embodiment of the invention relates to thiophene derivatives according to any one of embodiments i) and iii) to x), wherein R³
 10 represents -CH₂-(CH₂)_n-COOH, -CH₂-(CH₂)_n-CONR³¹R³², -CH₂-(CH₂)_k-NHSO₂R³³, -(CH₂)_nCH(OH)-CH₂-NHSO₂R³³, -OCH₂-(CH₂)_m-NHSO₂R³³, -OCH₂-CH(OH)-CH₂-NHSO₂R³³, -CH₂-(CH₂)_k-NHCOR³⁴, -(CH₂)_nCH(OH)-CH₂-NHCOR³⁴, -OCH₂-(CH₂)_m-NHCOR³⁴, or -OCH₂-CH(OH)-CH₂-NHCOR³⁴ and wherein R³¹, R³², R³³ and R³⁴ are as defined above in embodiment i).

15

xix) Specific thiophene derivatives according to Formula (I) are:

4-[5-((1aS,5aR)-1,1,2-trimethyl-1,1a,5,5a-tetrahydro-3-thia-cyclopropa[a]pentalen-4-yl)-[1,2,4]oxadiazol-3-yl]-phenol,
 2-4-[5-((1aS,5aR)-1,1,2-trimethyl-1,1a,5,5a-tetrahydro-3-thia-cyclopropa[a]pentalen-4-yl)-[1,2,4]oxadiazol-3-yl]-phenoxy}-ethanol,
 20 1-4-[5-((1aS,5aR)-1,1,2-trimethyl-1,1a,5,5a-tetrahydro-3-thia-cyclopropa[a]pentalen-4-yl)-[1,2,4]oxadiazol-3-yl]-phenoxy}-propan-2-ol,
 (2S)-3-4-[5-((1aS,5aR)-1,1,2-trimethyl-1,1a,5,5a-tetrahydro-3-thia-cyclopropa[a]pentalen-4-yl)-[1,2,4]oxadiazol-3-yl]-phenoxy}-propane-1,2-diol,
 25 (2R)-3-4-[5-((1aS,5aR)-1,1,2-trimethyl-1,1a,5,5a-tetrahydro-3-thia-cyclopropa[a]pentalen-4-yl)-[1,2,4]oxadiazol-3-yl]-phenoxy}-propane-1,2-diol,
 1-methoxy-3-4-[5-((1aS,5aR)-1,1,2-trimethyl-1,1a,5,5a-tetrahydro-3-thia-cyclopropa[a]pentalen-4-yl)-[1,2,4]oxadiazol-3-yl]-phenoxy}-propan-2-ol,
 2-4-[5-((1aS,5aR)-1,1,2-trimethyl-1,1a,5,5a-tetrahydro-3-thia-cyclopropa[a]pentalen-4-yl)-[1,2,4]oxadiazol-3-yl]-phenoxy-methyl}-propane-1,3-diol,
 30 3-4-[5-((1aS,5aR)-1,1,2-trimethyl-1,1a,5,5a-tetrahydro-3-thia-cyclopropa[a]pentalen-4-yl)-[1,2,4]oxadiazol-3-yl]-phenoxy}-propan-1-ol,

- dimethyl-(2-{4-[5-((1aS,5aR)-1,1,2-trimethyl-1,1a,5,5a-tetrahydro-3-thia-cyclopropa[a]pentalen-4-yl)-[1,2,4]oxadiazol-3-yl]-phenoxy}-ethyl)-amine,
dimethyl-(2-{4-[5-((1aS,5aR)-1,1,2-trimethyl-1,1a,5,5a-tetrahydro-3-thia-cyclopropa[a]pentalen-4-yl)-[1,2,4]oxadiazol-3-yl]-phenoxy}-ethyl)-amine,
5 2,6-dimethyl-4-[5-((1aS,5aR)-1,1,2-trimethyl-1,1a,5,5a-tetrahydro-3-thia-cyclopropa[a]pentalen-4-yl)-[1,2,4]oxadiazol-3-yl]-phenol,
2-{2,6-dimethyl-4-[5-((1aS,5aR)-1,1,2-trimethyl-1,1a,5,5a-tetrahydro-3-thia-cyclopropa[a]pentalen-4-yl)-[1,2,4]oxadiazol-3-yl]-phenoxy}-ethanol,
1-{2,6-dimethyl-4-[5-((1aS,5aR)-1,1,2-trimethyl-1,1a,5,5a-tetrahydro-3-thia-cyclopropa[a]pentalen-4-yl)-[1,2,4]oxadiazol-3-yl]-phenoxy}-propan-2-ol,
10 (2S)-3-{2,6-dimethyl-4-[5-((1aS,5aR)-1,1,2-trimethyl-1,1a,5,5a-tetrahydro-3-thia-cyclopropa[a]pentalen-4-yl)-[1,2,4]oxadiazol-3-yl]-phenoxy}-propane-1,2-diol,
(2R)-3-{2,6-dimethyl-4-[5-((1aS,5aR)-1,1,2-trimethyl-1,1a,5,5a-tetrahydro-3-thia-cyclopropa[a]pentalen-4-yl)-[1,2,4]oxadiazol-3-yl]-phenoxy}-propane-1,2-diol,
15 1-{2,6-dimethyl-4-[5-((1aS,5aR)-1,1,2-trimethyl-1,1a,5,5a-tetrahydro-3-thia-cyclopropa[a]pentalen-4-yl)-[1,2,4]oxadiazol-3-yl]-phenoxy}-3-methoxy-propan-2-ol,
2-{2,6-dimethyl-4-[5-((1aS,5aR)-1,1,2-trimethyl-1,1a,5,5a-tetrahydro-3-thia-cyclopropa[a]pentalen-4-yl)-[1,2,4]oxadiazol-3-yl]-phenoxy-methyl}-propane-1,3-diol,
3-{2,6-dimethyl-4-[5-((1aS,5aR)-1,1,2-trimethyl-1,1a,5,5a-tetrahydro-3-thia-cyclopropa[a]pentalen-4-yl)-[1,2,4]oxadiazol-3-yl]-phenoxy}-propan-1-ol,
20 (2-{2,6-dimethyl-4-[5-((1aS,5aR)-1,1,2-trimethyl-1,1a,5,5a-tetrahydro-3-thia-cyclopropa[a]pentalen-4-yl)-[1,2,4]oxadiazol-3-yl]-phenoxy}-ethyl)-dimethyl-amine,
3-[3,5-dimethyl-4-(2-pyrrolidin-1-yl-ethoxy)-phenyl]-5-((1aS,5aR)-1,1,2-trimethyl-1,1a,5,5a-tetrahydro-3-thia-cyclopropa[a]pentalen-4-yl)-[1,2,4]oxadiazole,
25 4-(2-{2,6-dimethyl-4-[5-((1aS,5aR)-1,1,2-trimethyl-1,1a,5,5a-tetrahydro-3-thia-cyclopropa[a]pentalen-4-yl)-[1,2,4]oxadiazol-3-yl]-phenoxy}-ethyl)-morpholine,
3-{2,6-dimethyl-4-[5-((1aS,5aR)-1,1,2-trimethyl-1,1a,5,5a-tetrahydro-3-thia-cyclopropa[a]pentalen-4-yl)-[1,2,4]oxadiazol-3-yl]-phenoxy}-propylamine,
(3-{2,6-dimethyl-4-[5-((1aS,5aR)-1,1,2-trimethyl-1,1a,5,5a-tetrahydro-3-thia-cyclopropa[a]pentalen-4-yl)-[1,2,4]oxadiazol-3-yl]-phenoxy}-propyl)-methyl-amine,
30 (3-{2,6-dimethyl-4-[5-((1aS,5aR)-1,1,2-trimethyl-1,1a,5,5a-tetrahydro-3-thia-cyclopropa[a]pentalen-4-yl)-[1,2,4]oxadiazol-3-yl]-phenoxy}-propyl)-dimethyl-amine,

2-(3-{2,6-dimethyl-4-[5-((1aS,5aR)-1,1,2-trimethyl-1,1a,5,5a-tetrahydro-3-thia-cyclopropa[a]pentalen-4-yl)-[1,2,4]oxadiazol-3-yl]-phenoxy}-propylamino)-ethanol,

3-[3,5-dimethyl-4-(3-pyrrolidin-1-yl-propoxy)-phenyl]-5-((1aS,5aR)-1,1,2-trimethyl-1,1a,5,5a-tetrahydro-3-thia-cyclopropa[a]pentalen-4-yl)-[1,2,4]oxadiazole,

(3-{2,6-dimethyl-4-[5-((1aS,5aR)-1,1,2-trimethyl-1,1a,5,5a-tetrahydro-3-thia-cyclopropa[a]pentalen-4-yl)-[1,2,4]oxadiazol-3-yl]-phenoxy}-propyl)-propyl-amine,

2-(3-{2,6-dimethyl-4-[5-((1aS,5aR)-1,1,2-trimethyl-1,1a,5,5a-tetrahydro-3-thia-cyclopropa[a]pentalen-4-yl)-[1,2,4]oxadiazol-3-yl]-phenoxy}-propylamino)-propane-1,3-diol,

N₁-(3-{2,6-dimethyl-4-[5-((1aS,5aR)-1,1,2-trimethyl-1,1a,5,5a-tetrahydro-3-thia-cyclopropa[a]pentalen-4-yl)-[1,2,4]oxadiazol-3-yl]-phenoxy}-propyl)-ethane-1,2-diamine,

1-(3-{2,6-dimethyl-4-[5-((1aS,5aR)-1,1,2-trimethyl-1,1a,5,5a-tetrahydro-3-thia-cyclopropa[a]pentalen-4-yl)-[1,2,4]oxadiazol-3-yl]-phenoxy}-propyl)-pyrrolidine-2-carboxylic acid,

1-(3-{2,6-dimethyl-4-[5-((1aS,5aR)-1,1,2-trimethyl-1,1a,5,5a-tetrahydro-3-thia-cyclopropa[a]pentalen-4-yl)-[1,2,4]oxadiazol-3-yl]-phenoxy}-propyl)-pyrrolidine-3-carboxylic acid,

2-[4-(3-{2,6-dimethyl-4-[5-((1aS,5aR)-1,1,2-trimethyl-1,1a,5,5a-tetrahydro-3-thia-cyclopropa[a]pentalen-4-yl)-[1,2,4]oxadiazol-3-yl]-phenoxy}-propyl)-piperazin-1-yl]-ethanol,

2-amino-2-{2,6-dimethyl-4-[5-((1aS,5aR)-1,1,2-trimethyl-1,1a,5,5a-tetrahydro-3-thia-cyclopropa[a]pentalen-4-yl)-[1,2,4]oxadiazol-3-yl]-phenoxy-methyl}-propane-1,3-diol,

(3-{2,6-dimethyl-4-[5-((1aS,5aR)-1,1,2-trimethyl-1,1a,5,5a-tetrahydro-3-thia-cyclopropa[a]pentalen-4-yl)-[1,2,4]oxadiazol-3-yl]-phenoxy}-propyl)-isopropyl-amine,

(3-{2,6-dimethyl-4-[5-((1aS,5aR)-1,1,2-trimethyl-1,1a,5,5a-tetrahydro-3-thia-cyclopropa[a]pentalen-4-yl)-[1,2,4]oxadiazol-3-yl]-phenoxy}-propyl)-(2-ethoxy-ethyl)-amine,

2,6-dimethyl-4-[3-((1aS,5aR)-1,1,2-trimethyl-1,1a,5,5a-tetrahydro-3-thia-cyclopropa[a]pentalen-4-yl)-[1,2,4]oxadiazol-5-yl]-phenol,

2-{2,6-dimethyl-4-[3-((1aS,5aR)-1,1,2-trimethyl-1,1a,5,5a-tetrahydro-3-thia-cyclopropa[a]pentalen-4-yl)-[1,2,4]oxadiazol-5-yl]-phenoxy}-ethanol,

1-{2,6-dimethyl-4-[3-((1aS,5aR)-1,1,2-trimethyl-1,1a,5,5a-tetrahydro-3-thia-cyclopropa[a]pentalen-4-yl)-[1,2,4]oxadiazol-5-yl]-phenoxy}-propan-2-ol,

5 3-{2,6-dimethyl-4-[3-((1aS,5aR)-1,1,2-trimethyl-1,1a,5,5a-tetrahydro-3-thia-cyclopropa[a]pentalen-4-yl)-[1,2,4]oxadiazol-5-yl]-phenoxy}-propane-1,2-diol,

3-{2,6-dimethyl-4-[3-((1aS,5aR)-1,1,2-trimethyl-1,1a,5,5a-tetrahydro-3-thia-cyclopropa[a]pentalen-4-yl)-[1,2,4]oxadiazol-5-yl]-phenoxy}-propane-1,2-diol,

2-{2,6-dimethyl-4-[3-((1aS,5aR)-1,1,2-trimethyl-1,1a,5,5a-tetrahydro-3-thia-cyclopropa[a]pentalen-4-yl)-[1,2,4]oxadiazol-5-yl]-phenoxy-methyl}-propane-1,3-diol,
10 and

3-(3-trifluoromethyl-phenyl)-5-((1aS,5aR)-1,1,2-trimethyl-1,1a,5,5a-tetrahydro-3-thia-cyclopropa[a]pentalen-4-yl)-[1,2,4]oxadiazole.

15 The compounds of Formula (I) and their pharmaceutically acceptable salts can be used as medicaments, e.g. in the form of pharmaceutical compositions for enteral, parental or topical administration. They can be administered, for example, perorally, e.g. in the form of tablets, coated tablets, dragées, hard and soft gelatine capsules, solutions, emulsions or suspensions, rectally, e.g. in the form of suppositories,
20 parenterally, e.g. in the form of injection solutions or infusion solutions, or topically, e.g. in the form of ointments, creams or oils.

The production of the pharmaceutical compositions can be effected in a manner which will be familiar to any person skilled in the art (see for example Mark Gibson,
25 Editor, Pharmaceutical Preformulation and Formulation, IHS Health Group, Englewood, CO, USA, 2001; Remington, The Science and Practice of Pharmacy, 20th Edition, Philadelphia College of Pharmacy and Science) by bringing the described compounds of Formula (I) or their pharmaceutically acceptable salts, optionally in combination with other therapeutically valuable substances, into a
30 galenical administration form together with suitable, non-toxic, inert, pharmaceutically acceptable solid or liquid carrier materials and, if desired, usual pharmaceutical adjuvants.

The pharmaceutical compositions comprising a compound of Formula (I) are useful for the prevention and/or treatment of diseases or disorders associated with an activated immune system.

- 5 Such diseases or disorders are selected from the group consisting of rejection of transplanted organs such as kidney, liver, heart, lung, pancreas, cornea, and skin; graft-versus-host diseases brought about by stem cell transplantation; autoimmune syndromes including rheumatoid arthritis, multiple sclerosis, inflammatory bowel diseases such as Crohn's disease and ulcerative colitis, psoriasis, psoriatic arthritis,
- 10 thyroiditis such as Hashimoto's thyroiditis, uveo-retinitis; atopic diseases such as rhinitis, conjunctivitis, dermatitis; asthma; type I diabetes; post-infectious autoimmune diseases including rheumatic fever and post-infectious glomerulonephritis; solid cancers and tumor metastasis.
- 15 Preferably, the diseases or disorders to be prevented or treated with the compounds of Formula (I) are selected from the group consisting of rejection of transplanted organs selected from kidney, liver, heart and lung; graft-versus-host diseases brought about by stem cell transplantation; autoimmune syndromes selected from rheumatoid arthritis, multiple sclerosis, psoriasis, psoriatic arthritis,
- 20 Crohn's disease, and Hashimoto's thyroiditis; and atopic dermatitis.

The present invention also relates to a method for the prevention or treatment of a disease or disorder mentioned herein comprising administering to a patient a pharmaceutically active amount of a compound of Formula (I).

25

- Furthermore, compounds of the Formula (I) are also useful, in combination with one or several immunomodulating agents, for the prevention and/or treatment of the diseases and disorders mentioned herein. According to a preferred embodiment of the invention, said agents are selected from the group consisting of
- 30 immunosuppressants, corticosteroids, NSAID's, cytotoxic drugs, adhesion molecule inhibitors, cytokines, cytokine inhibitors, cytokine receptor antagonists and recombinant cytokine receptors.

Still a further object of the present invention is a process to prepare a pharmaceutical composition comprising a compound of the Formula (I) by mixing one or more active ingredients with inert excipients in a manner known *per se*.

5 The present invention also relates to the use of a compound of Formula (I) for the preparation of a pharmaceutical composition, optionally for use in combination with one or several immunomodulating agents, for the prevention and/or treatment of the diseases and disorders mentioned herein.

10 The present invention also relates to pro-drugs of a compound of Formula (I) that convert *in vivo* to the compound of Formula (I) as such. Any reference to a compound of Formula (I) is therefore to be understood as referring also to the corresponding pro-drugs of the compound of Formula (I), as appropriate and expedient.

15

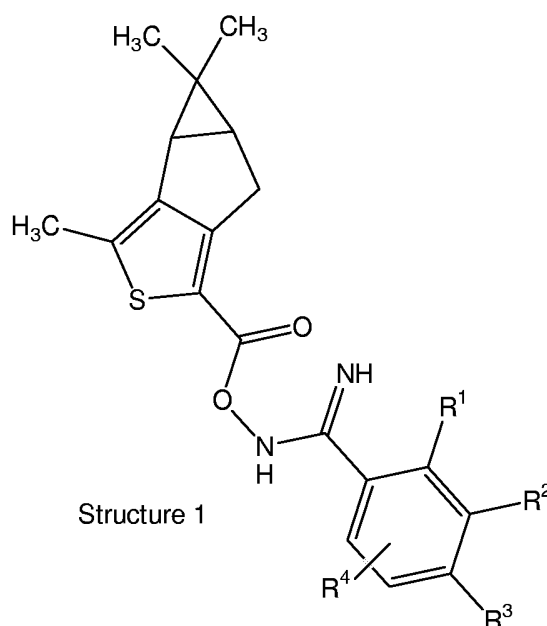
The compounds of Formula (I) can be manufactured by the methods given below, by the methods given in the Examples or by analogous methods. Optimum reaction conditions may vary with the particular reactants or solvents used, but such conditions can be determined by a person skilled in the art by routine optimisation
20 procedures.

Compounds of the Formula (I) of the present invention can be prepared according to the general sequence of reactions outlined below. Only a few of the synthetic possibilities leading to compounds of Formula (I) are described.

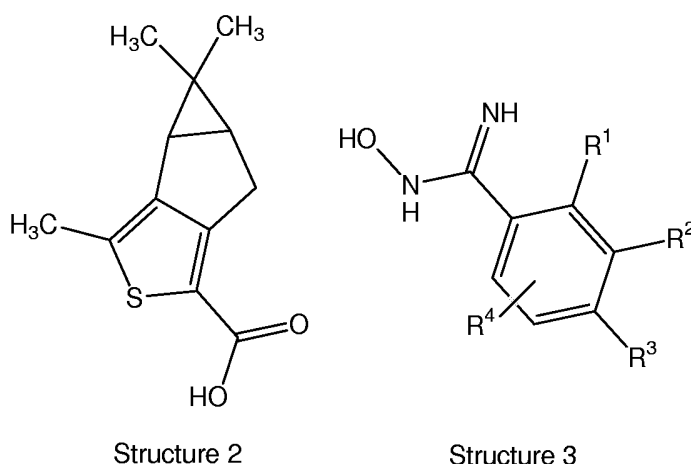
25

Compounds of Formula (I), wherein Formula (I) represents a 5-thiophen-2-yl-[1,2,4]oxadiazole derivative, are prepared by reacting a compound of Structure 1 in a solvent such as xylene, toluene, benzene, pyridine, DMF, dichloromethane, acetic acid, trifluoroacetic acid, etc. at rt or elevated temperatures in the presence or
30 absence of auxiliaries such as acids (e.g. TFA, acetic acid, HCl, etc.), bases (e.g. NaH, NaOAc, Na₂CO₃, K₂CO₃, triethylamine, etc.), tetraalkylammonium salts, or water removing agents (e.g. oxalyl chloride, a carboxylic acid anhydride, POCl₃, PCl₅, P₄O₁₀, molecular sieves, etc.) (Lit: e.g. A. R. Gangloff, J. Litvak, E. J. Shelton,

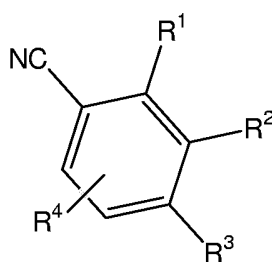
- D. Sperandio, V. R. Wang, K. D. Rice, *Tetrahedron Lett.* 42 (2001), 1441-1443; T. Suzuki, K. Iwaoka, N. Imanishi, Y. Nagakura, K. Miyta, H. Nakahara, M. Ohta, T. Mase, *Chem. Pharm. Bull.* 47 (1999), 120-122; R. F. Poulain, A. L. Tartar, B. P. Déprez, *Tetrahedron Lett.* 42 (2001), 1495-1498; R. M. Srivastava, F. J. S. Oliveira, D. S. Machado, R. M. Souto-Maior, *Synthetic Commun.* 29 (1999), 1437-1450; E. O. John, J. M. Shreeve, *Inorganic Chemistry* 27 (1988), 3100-3104; B. Kaboudin, K. Navaee, *Heterocycles* 60 (2003), 2287-2292).



- 10 Compounds of Structure 1 may be prepared by reacting a compound of Structure 2 with a compound of Structure 3 in a solvent such as DMF, THF, etc. in the presence or absence of one or more coupling agents such as TBTU, DCC, EDC, HBTU, HOBt, CDI, etc. and in the presence or absence of a base such as triethylamine, Hünig's base, NaH, K₂CO₃, etc. (Lit: e.g. A. Hamze, J.-F. Hernandez, P. Fulcrand, J. Martinez, *J. Org. Chem.* 68(2003) 7316-7321; and the literature
- 15 cited above).



Compounds of Structure 3 may be prepared by reacting a compound of Structure 4 with hydroxylamine or one of its salts in a solvent such as methanol, ethanol, pyridine, etc. in the presence or absence of a base such as Na₂CO₃, K₂CO₃, triethylamine, etc. (Lit: e.g. T. Suzuki, K. Iwaoka, N. Imanishi, Y. Nagakura, K. Miyta, H. Nakahara, M. Ohta, T. Mase, *Chem. Pharm. Bull.* 47 (1999), 120-122; J. Cui, D. Crich, D. Wink, M. Lam, A. L. Rheingold, D. A. Case, W. T. Fu, Y. Zhou, M. Rao, A. J. Olson, M. E. Johnson, *Bioorg. Med. Chem.* 11 (2003), 3379-3392; R. Miller, F. Lang, Z. J. Song, D. Zewge, WO 2004/035538; B. Kaboudin, K. Navaee, *Heterocycles* 60 (2003), 2287-2292).

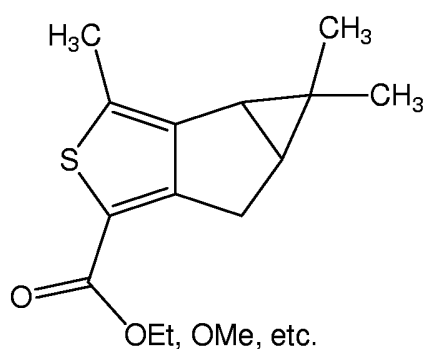


Structure 4

Depending on the nature of the functionalities present in the residues R¹ to R⁴ in Structures 1, 3 or 4, and in Formula (I), these functionalities may require temporary protection. Appropriate protecting groups are known to a person skilled in the art and include e.g. a benzyl or a trialkylsilyl group to protect an alcohol, a ketal to protect a diol, etc. These protecting groups may be employed according to standard methodology (e.g. T. W. Greene, P. G. M. Wuts, *Protective Groups in Organic*

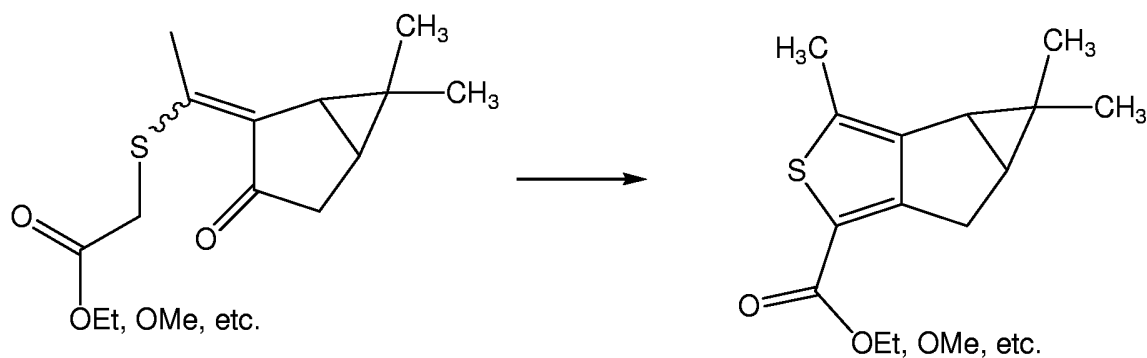
Synthesis, 3rd Edition, Wiley New York, 1991; P. J. Kocienski, Protecting Groups, Thieme Stuttgart, 1994). Alternatively, the desired residues R¹ to R⁴, in particular R³, may also be introduced in later steps that follow the cyclisation of a compound of Structure 1 by performing the above reaction sequence with suitable precursors of the compounds of Structure 1, 3 and 4, respectively. The compounds of Structure 4 or their precursors are either commercially available or are prepared according to procedures known to a person skilled in the art.

The compound of Structure 2 may be prepared by reacting a compound of Structure 5 with an aqueous base such as aq. NaOH, aq. LiOH, aq. KOH, etc. or an acid such as aq. HCl, TFA, etc. in a solvent such as water, ethanol, methanol, THF, etc. or mixtures thereof.



Structure 5

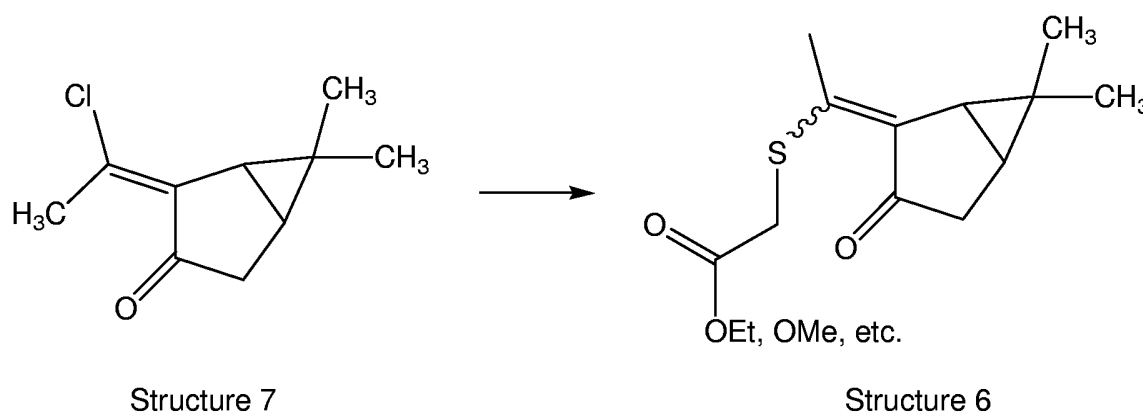
The compounds of Structure 5 are prepared by treating a compound of Structure 6 with a non-aqueous base such as NaOMe, NaOEt, KO-tert.-Bu, DBU, etc. in a solvent such as methanol, ethanol, THF, DMF, etc. or mixtures thereof preferably at elevated temperatures.



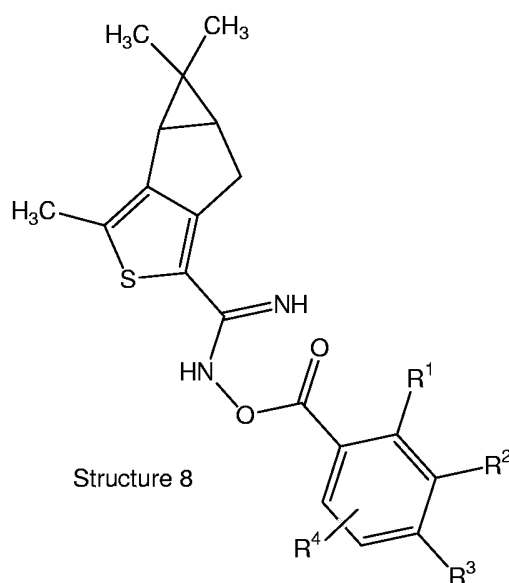
Structure 6

Structure 5

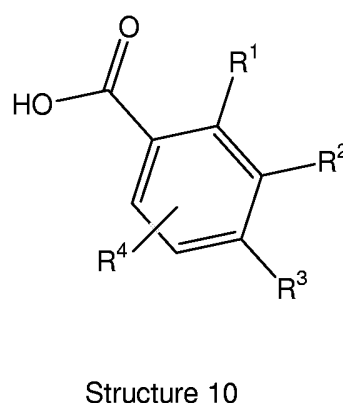
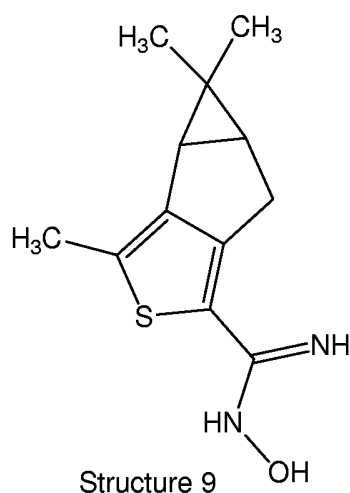
The compounds of Structure 6 are prepared by treating a compound of Structure 7 with a 2-mercaptoacetic acid ester in the presence of a base such as NaH in THF, dioxane, DMF, or mixtures thereof. In addition, the compound of Structure 2 may also be prepared in a one-pot three step procedure starting from the compound of structure 7 following the above reaction sequence.



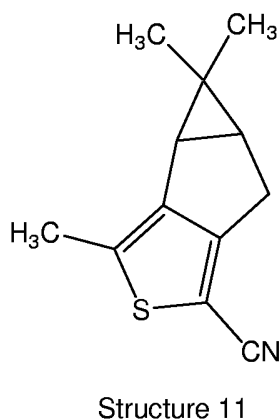
Compounds of Formula (I), wherein Formula (I) represents a 3-thiophen-2-yl-[1,2,4]oxadiazole derivative, are prepared by reacting a compound of Structure 8 in a solvent such as xylene, toluene, benzene, pyridine, DMF, dichloromethane, acetic acid, trifluoroacetic acid, etc. at rt or elevated temperatures in the presence or absence of auxiliaries such as acids (e.g. TFA, acetic acid, HCl, etc.), bases (e.g. NaH, NaOAc, Na₂CO₃, K₂CO₃, triethylamine, etc.), tetraalkylammonium salts, or water removing agents (e.g. oxalyl chloride, a carboxylic acid anhydride, POCl₃, PCl₅, P₄O₁₀, molecular sieves, etc.) (Lit. e.g. see above).



Compounds of Structure 8 may be prepared by reacting a compound of Structure 9 with a compound of Structure 10 in a solvent such as DMF, THF, etc. in the presence or absence of one or more coupling agents such as TBTU, DCC, EDC, HBTU, HOBt, CDI, etc. and in the presence or absence of a base such as triethylamine, Hünig's base, NaH, K₂CO₃, etc. (Lit: e.g. see above).

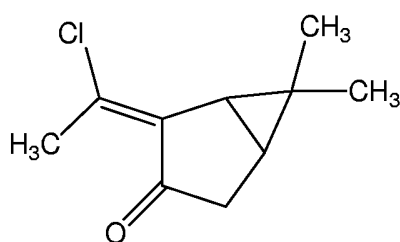


The compounds of Structure 9 may be prepared by reacting a compound of Structure 11 with hydroxylamine or one of its salts in a solvent such as methanol, ethanol, pyridine, etc. in the presence or absence of a base such as Na₂CO₃, K₂CO₃, triethylamine, etc. (Lit: e.g. C. D. Bedford, R. A. Howd, O. D. Dailey, A. Miller, H. W. Nolen, R. A. Kenley, J. R. Kern, J. S. Winterle, *J. Med. Chem.* 29 (1986), 2174-2183, P. Dubus, B. Decroix, J. Morel, P. Pastour, *Annales de Chimie (Paris, France)* 10 (1975) 331-336, and references above).

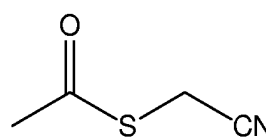


Depending on the nature of the functionalities present in the residues R^1 to R^4 in Structures 8, 10 and Formula (I), these functionalities may require temporary protection. Appropriate protecting groups are known to a person skilled in the art and include e.g. a benzyl or a trialkylsilyl group to protect an alcohol, a ketal to protect a diol, etc. These protecting groups may be employed according to standard methodology (e.g. T. W. Greene, P. G. M. Wuts, *Protective Groups in Organic Synthesis*, 3rd Edition, Wiley New York, 1991; P. J. Kocienski, *Protecting Groups*, Thieme Stuttgart, 1994). Alternatively, the desired residues R^1 to R^4 , in particular R^3 , may also be introduced in later steps that follow the cyclisation of a compound of Structure 8 by performing the above reaction sequence with suitable precursors of the compounds of Structure 8 and 10, respectively. The compounds of Structure 10 or their precursors are either commercially available or are prepared according to procedures known to a person skilled in the art.

The compound of Structure 11 may be prepared by reacting the compound of Structure 7 with a compound of Structure 12 in a solvent such as ethanol, methanol, THF, dioxane, DMF or mixtures thereof in the presence of a base such as aq. NaOH, aq. KOH, etc. at temperatures between 20 and 100°C (in analogy to B. Hedegaard, J. Z. Mortensen, S. O. Lawesson, *Tetrahedron* 27 (1971), 3853-3859; and the preparation of a compound of Structure 5 above).



Structure 7



Structure 12

The (1S,5R)-isomer of 2-[1-chloro-ethylidene]-6,6-dimethyl-bicyclo[3.1.0]hexan-3-one ((1S, 5R)-isomer of compound of Structure 7) may be prepared starting from commercially available (+)-3-carene according to the procedures given in the literature (e.g. S. A. Popov, A. Yu. Denisov, Yu. V. Gatilov, I. Yu. Bagryanskaya and

A. V. Tkachev, *Tetrahedron Asymmetry* 5 (1994), 479-489; S. A. Popov, A. V. Tkachev; *Synthetic Commun.* 31 (2001), 233-243).

The racemic form of Structure 7 may be prepared starting from (+)-3-carene following the procedures given in the literature (W. Cocker, D. H. Grayson, *Tetrahedron Lett.* 51 (1969), 4451-4452; S. Lochynski; B. Jarosz, M. Walkowicz, K. Piatkowski, *J. Prakt. Chem. (Leipzig)* 330 (1988), 284-288; M. Walkowicz, H. Kuczynsky, C. Walkowicz, *Roczniki Chemii Ann. Soc. Chim. Polonorum* 41 (1967), 927-937; H. Kuczynski, M. Walkowicz, C. Walkowicz, K. Nowak, I. Z. Siemion, *Roczniki Chemii Ann. Soc. Chim. Polonorum*, 38 (1964), 1625-1633; A.V. Pol, V. G. Naik, H. R. Sonawane, *Ind. J. Chem. Sect. B*, 19 (1980) 603-604; S. A. Popov, A. Yu. Denisov, Yu. V. Gatilov, I. Yu. Bagryanskaya and A. V. Tkachev, *Tetrahedron Asymmetry* 5 (1994), 479-489; S. A. Popov, A. V. Tkachev; *Synthetic Commun.* 31 (2001), 233-243) and is exemplified below.

15

The compounds of the Formula (I) that base on the (1R,5S)-isomer of 2-[1-chloroethylidene]-6,6-dimethyl-bicyclo[3.1.0]hexan-3-one ((1R, 5S)-isomer of compound of Structure 7) may be obtained by resolving the racemic mixture of a compound of Formula (I), or one of its precursors, into its pure enantiomers by a method known per se to a person skilled in the art, preferably by chromatography or crystallisation.

20

Examples

The following examples illustrate the invention but do not at all limit the scope thereof.

25

All temperatures are stated in degrees Celsius. Compounds are characterized by ¹H-NMR (300 MHz) or ¹³C-NMR (75 MHz) (Varian Oxford; chemical shifts are given in ppm relative to the solvent used; multiplicities: s = singlet, d = doublet, t = triplet; p = pentuplet, hex = hexet, hept = heptet, m = multiplet, br = broad, coupling constants are given in Hz); by LC-MS (Finnigan Navigator with HP 1100 Binary Pump and DAD, column: 4.6x50 mm, Zorbax SB-AQ, 5 μm, 120 Å, gradient: 5-95%

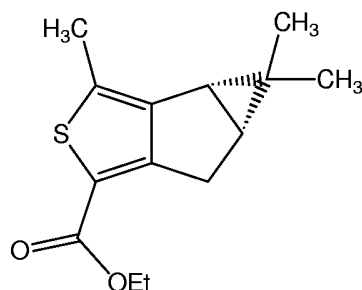
30

acetonitrile in water, 1 min, with 0.04% trifluoroacetic acid, flow: 4.5 mL/min), t_R is given in min; by TLC (TLC-plates from Merck, Silica gel 60 F₂₅₄); or by melting point. Compounds are purified by preparative HPLC (column: X-terra RP18, 50x19 mm, 5 μ m, gradient: 10-95% acetonitrile in water containing 0.5 % of formic acid) or
 5 by MPLC (Labomatic MD-80-100 pump, Linear UVIS-201 detector, column: 350x18 mm, Labogel-RP-18-5s-100, gradient: 10% methanol in water to 100% methanol).

Abbreviations (as used herein)

	approx.	approximately
10	aq.	aqueous
	atm	atmosphere
	BSA	bovine serum albumin
	Bu	butyl
	CC	column chromatography
15	CDI	carbonyl diimidazole
	DBU	1,8-diazabicyclo[5.4.0]undec-7-en
	DCC	dicyclohexyl carbodiimide
	DCM	dichloromethane
	DEAD	diethylazodicarboxylate
20	DIPEA	diisopropyl-ethylamine, Hünig's base, ethyl-diisopropylamine
	DMF	dimethylformamide
	DMSO	dimethylsulfoxide
	DPPP	1,3-bis-(diphenylphosphino)-propane
	EA	ethyl acetate
25	EDC	N-(3-dimethylaminopropyl)-N'-ethyl-carbodiimide
	Et	ethyl
	h	hour(s)
	HBTU	O-(benzotriazol-1-yl)-N,N,N',N'-tetramethyluronium hexafluorophosphate
30	HOBt	1-hydroxybenzotriazole
	HPLC	high performance liquid chromatography
	LC-MS	liquid chromatography – mass spectrometry
	Me	methyl

	min	minute(s)
	MPLC	medium pressure liquid chromatography
	OAc	acetate
	prep.	preparative
5	TBTU	2-(1H-benzotriazole-1-yl)-1,2,3,3-tetramethyluronium tetrafluoroborate
	TFA	trifluoroacetic acid
	THF	tetrahydrofuran
	rt	room temperature
10	sat.	saturated
	S1P	sphingosine 1-phosphate
	TLC	thin layer chromatography
	t _R	retention time
15	(1aS,5aR)-1,1,2-Trimethyl-1,1a,5,5a-tetrahydro-3-thia-cyclopropa[a]pentalene- 4-carboxylic acid ethyl ester (Compound of Structure 5)	



- a) NaH (7.0 g, 60% dispersion in mineral oil, 175 mmol) is washed with pentane (100 mL) before it is suspended in THF (400 mL). The suspension is cooled to 0°C and a solution of ethyl 2-mercaptoacetate (12.62 g, 105 mmol) in THF (50 mL) is added over a period of 20 min. The temperature of the reaction is maintained at 5-10°C. Upon completion of the addition, the cooling is removed and stirring is continued for 30 min. A solution of (1S, 5R)-2-(1-chloro-(E)-ethylidene)-6,6-dimethyl-bicyclo[3.1.0]hexan-3-one (S. A. Popov, A. Yu. Denisov, Yu. V. Gatilov, I. Yu. Bagryanskaya and A. V. Tkachev, *Tetrahedron Asymmetry* 5 (1994), 479-489; S. A. Popov, A. V. Tkachev; *Synthetic Commun.* 31 (2001), 233-243) (12.93 g, 70 mmol) in THF (50 mL) is added to the suspension and the resulting mixture is stirred for 1.5 h at rt. The mixture is filtered, the filtrate is concentrated to about 100

mL, diluted with 1 M aq. NaOH (100 mL) and extracted twice with DCM (150 mL). The extracts are dried over Na₂SO₄ and evaporated to furnish a crude E/Z mixture of {1-[(1S,5R)-6,6-dimethyl-3-oxo-bicyclo[3.1.0]hexylidene]-ethylsulfanyl}-acetic acid ethyl ester (18.2 g) as a brown oil. LC-MS: t_R = 1.00 min, [M+1]⁺ = 269.13. ¹H NMR (CDCl₃): δ 4.22 (q, J = 7.0 Hz, 2H both isomers), 3.67 (d, J = 15.8 Hz, 1H major isomer), 3.63 (d, J = 15.8 Hz, 1H minor isomer), 3.58 (d, J = 15.8 Hz, 1H major isomer), 3.54 (d, J = 15.8 Hz, 1H, minor isomer), 2.67 (dd, J = 6.4, 19.4 Hz, 1 H minor isomer), 2.60 (dd, J = 7.0, 19.4 Hz, 1H major isomer), 2.58 (s, 3H minor isomer), 2.52 (s, 3H major isomer), 2.36-2.32 (m, 1H major isomer), 2.30-2.26 (m, 1H major isomer, 1H minor isomer), 2.18 (d, J = 7.0 Hz, 1 H minor isomer), 2.00 (d, J = 7.0 Hz, 1 H major isomer), 1.95 (d, J = 7.6 Hz, 1H minor isomer), 1.30 (t, J = 7.0 Hz, 3H major isomer), 1.28 (t, J = 7.0 Hz, 3H minor isomer), 1.18 (s, 3H major isomer), 1.15 (s, 3H minor isomer), 0.89 (s, 3H minor isomer), 0.85 (s, 3H major isomer).

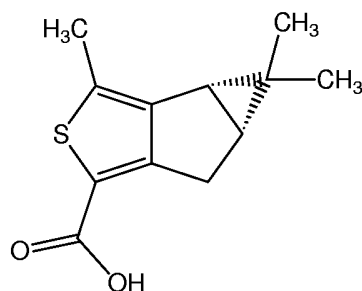
15

b) A solution of Na (1.70 g, 74.8 mmol) in abs. ethanol (75 mL) is heated to 60°C before it is treated with a solution of crude {1-[(1S,5R)-6,6-dimethyl-3-oxo-bicyclo[3.1.0]hex-(2Z)-ylidene]-ethylsulfanyl}-acetic acid ethyl ester (18.2 g, 68.0 mmol) in abs. ethanol (200 mL). The mixture is stirred at 75°C for 20 min, then cooled to rt, diluted with 0.5 M aq. NaOH (500 mL) and extracted with DCM (450 + 200 mL). The combined extracts are dried over Na₂SO₄, filtered and the solvent is removed in vacuo. This yields crude (1aS,5aR)-1,1,2-trimethyl-1,1a,5,5a-tetrahydro-3-thia-cyclopropa[a]pentalene-4-carboxylic acid ethyl ester (10.5 g) as a yellow oil of 87% purity (LC-MS, UV 280 nm). LC-MS: t_R = 1.11 min, [M+1]⁺ = 251.14; ¹H NMR (CDCl₃): δ 4.26 (q, J = 7.0 Hz, 2H), 2.95 (dp, J_d = 18.8 Hz, J_p = 3.5 Hz, 1H), 2.79 (d, J = 19.3, 1H), 2.37 (s, 3H), 1.89-1.84 (m, 2H), 1.34 (t, J = 7.0 Hz, 3H), 1.12 (s, 3H), 0.72 (s, 3H).

25

(1aS,5aR)-1,1,2-Trimethyl-1,1a,5,5a-tetrahydro-3-thia-cyclopropa[a]pentalene-4-carboxylic acid (Compound of Structure 2)

30



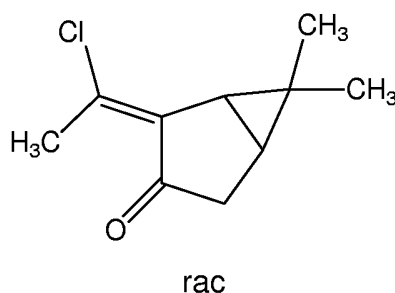
To a solution of crude (1aS,5aR)-1,1,2-trimethyl-1,1a,5,5a-tetrahydro-3-thia-cyclopropa[a]pentalene-4-carboxylic acid ethyl ester (10.3 g, 41.2 mmol) in ethanol
5 (200 mL) a solution of 2N aq. LiOH (300 mL) is added. The resulting mixture is stirred at 70°C for 1 h, cooled to rt and diluted with water (250 mL). The aq. solution is extracted three times with DCM (125 mL) before it is acidified to pH 3 by adding citric acid. The acidified solution is extracted twice with DCM (2x250 mL). These second extracts are combined, dried over Na₂SO₄, filtered and evaporated to
10 leave (1aS,5aR)-1,1,2-trimethyl-1,1a,5,5a-tetrahydro-3-thia-cyclopropa[a]pentalene-4-carboxylic acid (7.0 g) as a yellow solid. LC-MS: t_R = 0.95 min, [M+1]⁺ = 223.00. ¹H NMR (CDCl₃): δ 3.04-2.92 (m, 1H), 2.83 (d, J = 19.3 Hz, 1H), 2.39 (s, 3H), 1.91-1.87 (m, 2H), 1.13 (s, 3H), 0.73 (s, 3H).

15 Alternatively, (1aS,5aR)-1,1,2-trimethyl-1,1a,5,5a-tetrahydro-3-thia-cyclopropa[a]pentalene-4-carboxylic acid is also obtained by the following procedure: To a solution of sodium (2.80 g, 122 mmol) in ethanol (400 mL) a solution of mercaptoacetic acid ethyl ester (14.64 g, 122 mmol) in ethanol (40 mL) is added. The solution is stirred for 5 min before (1S, 5R)-2-(1-chloro-(E)-ethylidene)-6,6-dimethyl-
20 bicyclo[3.1.0]hexan-3-one (15.0 g, 81.2 mmol) in ethanol (40 mL) is added dropwise. The solution becomes slightly warm (approx. 30°C) and turns orange to brown. A fine precipitate forms. Stirring is continued at rt for 1 h. Then, a solution of sodium (2.24 g, 97.5 mmol) in ethanol (75 mL) is added rapidly and the mixture is heated to 75°C for 1 h. A 2N aq. solution of LiOH (75 mL) is added and stirring is
25 continued at 75°C for 2 h, then at rt for 16 h. About 2/3 of the solvent is removed in vacuo, the remaining mixture is diluted with water (250 mL) and extracted with DCM (200 mL). The organic extract is washed twice with 1 N aq. (100 mL). The combined aqueous layers are acidified by adding 2N aq. HCl and extracted three

times with diethyl ether (3x300 mL). The organic extracts are dried over $MgSO_4$ and evaporated. The remaining residue is suspended in acetonitrile, filtered, washed with additional acetonitrile and dried under high vacuum to give the title compound (12.02 g) as a pale yellow to beige crystalline powder.

5

rac-(1S,5R)-2-[1-Chloro-eth-(E)-ylidene]-6,6-dimethyl-bicyclo[3.1.0]hexan-3-one (Compound of Structure 7)



10

a) To a suspension of (+)-3-carene (82 g, 0.6 mol) and $CaCO_3$ (80 g, 0.8 mol) in water (300 mL) and dioxan (600 mL) is added N-bromosuccinimide (142 g, 0.8 mol). The mixture is stirred at rt for 1 h, diluted with water (1500 mL) and extracted with diethyl ether (500 mL). The organic extract is washed with water (3x1000 mL) and 5% aq. $Na_2S_2O_3$ (2x500 mL), and dried over Na_2SO_4 . The solvent is removed under reduced pressure and the crude product is purified by column chromatography on silica gel eluting with hexane/EA 4:1 to yield (1S,3R,4R,6R)-4-bromo-3,7,7-trimethyl-bicyclo[4.1.0]heptan-3-ol (48.3 g) as a beige solid. 1H NMR ($CDCl_3$): δ 4.05 (dd, J = 7.6, 10.6 Hz, 1H), 2.48-2.36 (m, 2H), 2.20 (dd, J = 10.0, 14.7 Hz, 1H), 1.42-1.38 (m, 1H), 1.36 (s, 3H), 1.02 (s, 3H), 0.98 (s, 3H), 0.90-0.80 (m, 1H), 0.72-0.66 (m, 1H).

b) To a solution of (1S,3R,4R,6R)-4-bromo-3,7,7-trimethyl-bicyclo[4.1.0]heptan-3-ol (58.0 g, 0.25 mol) in water (120 mL) and dioxane (1600 mL) is added Ag_2O (156.4 g, 0.675 mol). The resulting suspension is stirred at rt for 18 h before it is filtered over celite. The filtrate is evaporated under reduced pressure. The remaining solid is dissolved in diethyl ether (650 mL) and washed with water (2x 1000 mL). The organic extract is dried over Na_2SO_4 and the solvent is removed in vacuo to furnish 1-((1S,3S,5R)-6,6-dimethyl-bicyclo[3.1.0]hex-3-yl)-ethanone (36.6 g) as a pale

yellow oil. ^1H NMR (CDCl_3): δ 2.83-2.70 (m, 1H), 2.14-2.03 (m, 5H), 1.82 (dd, $J = 10.0, 14.1$ Hz, 2H), 1.16-1.13 (m, 2H), 0.95 (s, 6H).

5 c) To a solution of 1-((1S,3S,5R)-6,6-dimethyl-bicyclo[3.1.0]hex-3-yl)-ethanone (36.5 g, 0.24 mol) in DCM (700 mL) is added 70% m-chloroperbenzoic acid (77 g, 0.312 mol) in portions. The reaction mixture is stirred at rt for 36 h before it is washed with 0.2 N aq. NaOH (1000 mL). The wash solution is extracted back with DCM (2x300 mL). The combined organic extracts are dried over MgSO_4 and the solvent is removed in vacuo to furnish acetic acid (1S,3S,5R)-6,6-dimethyl-
10 bicyclo[3.1.0]hex-3-yl ester (37.8 g) as a pale yellow oil. ^1H NMR (CDCl_3): δ 4.94 (hept. $J = 3.5$ Hz, 1H), 2.02-1.93 (m, 5H), 1.87-1.78 (m, 2H), 1.22-1.15 (m, 2H), 0.95 (s, 3H), 0.83 (s, 3H).

15 d) A solution of acetic acid (1S,3S,5R)-6,6-dimethyl-bicyclo[3.1.0]hex-3-yl ester (37.85 g, 225 mmol) in ethanol (700 mL) is treated with 2 N aq. LiOH (700 mL). The mixture is stirred at rt for 1 h, diluted with water (600 mL) and extracted with EA (2x150 mL). The combined organic extracts are dried over MgSO_4 and evaporated to give (1S,3S,5R)-6,6-dimethyl-bicyclo[3.1.0]hexan-3-ol (23.9 g) as a pale yellow oil. ^1H NMR (CDCl_3): δ 4.23 (hept, $J = 2.9$ Hz, 1H), 1.87-1.70 (m, 4H), 1.23-1.20 (m, 2H), 0.96 (s, 3H), 0.81 (s, 3H).
20

e) To a mixture of pyridine (80 mL) and DCM (720 mL) is added CrO_3 (50 g, 0.5 mol). The mixture is stirred for 5 min before (1S,3S,5R)-6,6-dimethyl-bicyclo[3.1.0]hexan-3-ol (11.5 g, 0.08 mol) is added. Stirring is continued at rt for
25 2.5 h. The mixture is decanted from an oily residue, diluted with DCM (100 mL) and washed with 2 N aq. HCl (3x80 mL) followed by sat. aq. NaHCO_3 solution (80 mL). The separated organic phase is dried over NaSO_4 and the solvent is removed in vacuo to give (1S,5R)-6,6-dimethyl-bicyclo[3.1.0]hexan-3-one as a pale yellow oil. ^1H NMR (CDCl_3): δ 2.58-2.46 (m, 2H), 2.19-2.11 (m, 2H), 1.34-1.26 (m, 2H), 1.09
30 (s, 3H), 0.87 (s, 3H).

f) To a suspension of NaH (873 mg 55% dispersion in mineral oil, 20 mmol, washed with dioxane prior to use) in dioxane (15 mL) is added methyl acetate (2.22 g, 30 mmol). The suspension is stirred for 5 min at rt and a solution of (1S,5R)-6,6-dimethyl-bicyclo[3.1.0]hexan-3-one (1.24 g, 10 mmol) in dioxane (5 mL) is added.

5 The reaction mixture is stirred at 65°C overnight. The mixture is poured onto cold 10% aq. citric acid solution (75 mL) and extracted with DCM (3x75 mL). The organic extracts are washed with water, dried over MgSO₄ and evaporated to give crude racemic (1R, 2R, 5R)-2-acetyl-6,6-dimethyl-bicyclo[3.1.0]hexan-3-one (2.45 g, contains dioxane) as a dark yellow liquid. ¹H NMR (CDCl₃): δ 2.61 (dd, J = 7.3,

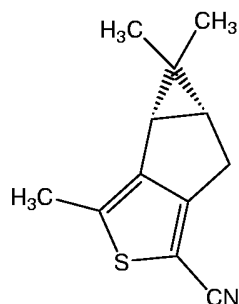
10 19.6 Hz, 1H), 2.34-2.20 (m, 1H), 2.01 (s, 3H), 1.72 (d, J = 8.2 HZ, 1H), 1.40-1.20 (m, 2H), 1.09 (s, 3H), 0.81 (s, 3H).

g) A mixture of the above yellow liquid (1.66 g, 10 mmol), triphenylphosphine (4.53 g, 17 mmol) and CCl₄ (5 mL) in chloroform (15 mL) is heated to 65°C for 1 h. The

15 mixture is concentrated and the remaining residue is stirred with pentane. The pentane is decanted and the remaining residue is once more treated with pentane. The pentane fractions are combined and concentrated to leave rac-(1S,5R)-2-[1-chloro-eth-(E)-ylidene]-6,6-dimethyl-bicyclo[3.1.0]hexan-3-one (1.9 g) as brownish oil. This material is used in the next step without further purification. LC-MS: t_R =

20 1.02 min.

(1aS,5aR)-1,1,2-Trimethyl-1,1a,5,5a-tetrahydro-3-thia-cyclopro-pa[a]pentalene-4-carbonitrile (Compound of Structure 11)

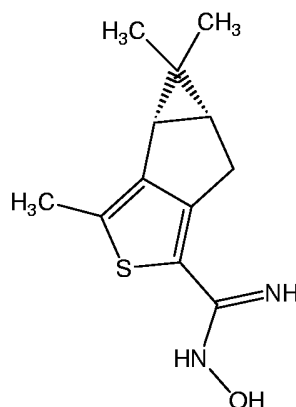


25

A solution of (1S, 5R)-2-(1-chloro-(E)-ethylidene)-6,6-dimethyl-bicyclo[3.1.0]hexan-3-one (997 mg, 5.40 mmol) and thioacetic acid S-cyanomethyl ester (746 mg, 6.48 mmol) in THF (37 mL) is treated with 2 N aq. NaOH (10.8 mL). The resulting

mixture is stirred vigorously at rt for 2 h. Another portion of thioacetic acid S-cyanomethyl ester (100 mg, 0.87 mmol) and 2 N aq. NaOH (2 mL) is added and stirring is continued for 1 h. The reaction mixture is diluted with 2 N aq. NaOH and extracted twice with DCM. The organic extracts are dried over Na₂SO₄ and evaporated. The remaining brown oil is dissolved in THF (30 mL) and treated with 2 N aq. NaOH (3 mL). The mixture is heated to 90°C for 4 h before it is diluted with 2 N aq. NaOH and extracted with DCM. The organic extracts are dried over Na₂SO₄ and evaporated. The crude product is purified by prep. HPLC (Phenomenex Aqua 30x75 mm, gradient 10 to 95% acetonitrile in water containing 0.5% formic acid) to give (1aS,5aR)-1,1,2-trimethyl-1,1a,5,5a-tetrahydro-3-thia-cyclopro-pa[a]pentalene-4-carbonitrile (650 mg) as a brown oil; LC-MS: t_R = 1.06 min, [M+1+CH₃CN]⁺ = 245.11; ¹H NMR (CDCl₃): δ 2.90 (dd, J = 5.9, 18.8 Hz, 1H), 2.68 (d, J = 18.8 Hz, 1H), 2.38 (s, 3H), 1.96-1.88 (m, 2H), 1.13 (s, 3H), 0.72 (s, 3H).

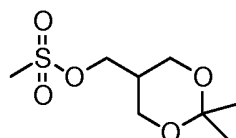
15 (1aS,5aR)-N-Hydroxy-1,1,2-trimethyl-1,1a,5,5a-tetrahydro-3-thia-cyclopropa[a]pentalene-4-carboxamide (compound of Structure 9)



To a stirred suspension of K-tert.-butylate (281 mg, 2.5 mmol), hydroxylamine hydrochloride (208 mg, 3.0 mmol) in methanol (4 mL) is added (1aS,5aR)-1,1,2-trimethyl-1,1a,5,5a-tetrahydro-3-thia-cyclopro-pa[a]pentalene-4-carbonitrile (203 mg, 1.0 mmol). The reaction mixture is stirred at rt for 5 h before it is filtered. The filtrate is purified by prep. HPLC (Water XTerra Prep MS C18 30x75 mm, 10% to 95% acetonitrile in water containing 0.5% sat. aq. NH₃) to give (1aS,5aR)-N-hydroxy-1,1,2-trimethyl-1,1a,5,5a-tetrahydro-3-thia-cyclopropa[a]pentalene-4-

carboxamidine (200 mg) as a colourless solid; LC-MS: $t_R = 0.72$ min, $[M+1]^+ = 237.09$.

Methanesulfonic acid 2,2-dimethyl-[1,3]dioxan-5-ylmethyl ester

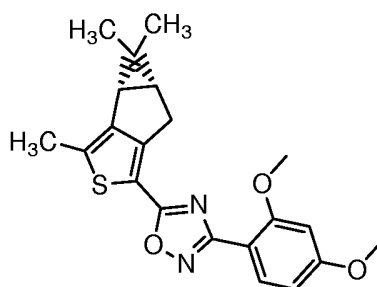


5

The title compound is prepared following the procedures given in B. Xu, A. Stephens, G. Kirschenheuter, A. F. Greslin, X. Cheng, J. Sennelo, M. Cattaneo, M. L. Zighetti, A. Chen, S.-A. Kim, H. S. Kim, N. Bischofberger, G. Cook, K. A. Jacobson, *J. Med. Chem.* 45 (2002) 5694-5709.

10

Example 1



a) A mixture of 2,4-dimethoxybenzonitrile (3.25 g, 20 mmol), hydroxylamine hydrochloride (2.92 g, 42 mmol) and K_2CO_3 (5.80 g, 42 mmol) in ethanol (80 mL) is stirred at 85°C for 27 h before it is poured onto water (250 mL). The solution is acidified by adding 1 N aq. HCl (75 mL) and extracted once with DCM (100 mL). The aq. layer is basified with 1 N aq. NaOH (90 mL) and extracted three times with DCM (3x150 mL). The organic extracts are dried over $MgSO_4$, the solvent is evaporated and the residue is dried under high vacuum to leave N-hydroxy-2,4-dimethoxy-benzamidine (1.35 g) as a beige solid. LC-MS: $t_R = 0.68$ min, $[M+1]^+ = 197.11$.

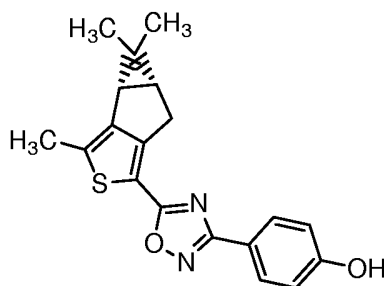
b) A mixture of N-hydroxy-2,4-dimethoxy-benzamidine (98 mg, 0.50 mmol), (1aS,5aR)-1,1,2-trimethyl-1,1a,5,5a-tetrahydro-3-thia-cyclopropa[a]pentalene-4-carboxylic acid (111 mg, 0.50 mmol), TBTU (178 mg, 0.55 mmol) and DIPEA (646

25

mg, 5 mmol) in DMF (4 mL) is stirred at rt for 45 min, then at 110°C for 1 h. The reaction mixture is directly subjected to prep. HPLC purification (Phenomenex Aqua 75x30 mm, gradient with acetonitrile/water containing 0.5% formic acid) to give 3-(2,4-dimethoxy-phenyl)-5-((1a*S*,5a*R*)-1,1,2-trimethyl-1,1a,5,5a-tetrahydro-3-thia-cyclopropa[*a*]pentalen-4-yl)-[1,2,4]oxadiazole (19 mg) as a colourless lyophilisate; LC-MS: $t_R = 1.17$ min, $[M+1]^+ = 383.13$; $^1\text{H NMR}$ (CDCl_3): δ 7.89 (d, $J = 8.8$ Hz, 1H), 6.46 (dd, $J = 2.3, 8.8$ Hz, 1H), 6.43 (d, $J = 2.3$ Hz, 1H), 3.83 (s, 3H), 3.74 (s, 3H), 2.96 (dd, $J = 5.9, 18.8$ Hz, 1H), 2.80 (d, $J = 18.8$ Hz, 1H), 2.29 (s, 3H), 1.88-1.78 (m, 2H), 1.02 (s, 3H), 0.63 (s, 3H).

10

Example 2



a) To dry methanol (285 mL) is carefully added K-*tert*.-butylate (28.28 g, 252 mmol) followed by hydroxylamine hydrochloride (15.0 g, 216 mmol). The suspension is stirred for 30 min before 4-hydroxybenzonnitrile (8.58 g, 72 mmol) is added. The mixture is refluxed for 40 h, the solvent is evaporated and the residue is acidified by adding 2 N aq. HCl. The solution is extracted twice with DCM (100 mL). The aq. layer is basified by adding solid NaHCO_3 . The product precipitates, is filtered off, washed with water and dried to give 4,*N*-dihydroxy-benzamidine (7.6 g) as a brownish solid; $^1\text{H NMR}$ ($\text{D}_6\text{-DMSO}$): δ 9.57 (s, 1H), 9.33 (s, 1H), 7.48-7.42 (m, 2H), 6.74-6.68 (m, 2H), 5.62 (s, 2H).

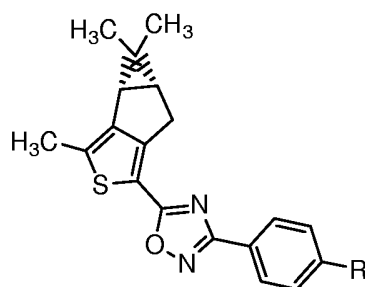
b) A solution of (1a*S*,5a*R*)-1,1,2-trimethyl-1,1a,5,5a-tetrahydro-3-thia-cyclopropa[*a*]pentalene-4-carboxylic acid (3.50 g, 15.74 mmol), TBTU (5.56 g, 17.32 mmol) and DIPEA (8.89 mL, 51.96 mmol) in DMF (35 mL) is stirred for 10 min at rt before 4,*N*-dihydroxy-benzamidine (2.64 g, 17.32 mmol) is added. The solution is stirred for further 30 min, formic acid is added (7 mL) and the solution is

25

chromatographed by prep. HPLC (Grom-Sil 120 ODS-4-HE, 30x75 mm, gradient with acetonitrile/water containing 0.5% formic acid) to give (1aS,5aR)-1,1,2-trimethyl-1,1a,5,5a-tetrahydro-3-thia-cyclopropa[a]pentalene-4-carboxylic acid N-(4-hydroxy-(hydroxybenzamidine)) ester (4.5 g) as a colourless solid, LC-MS: $t_R = 0.97$ min, $[M+1]^+ = 357.14$.

c) A suspension of (1aS,5aR)-1,1,2-trimethyl-1,1a,5,5a-tetrahydro-3-thia-cyclopropa[a]pentalene-4-carboxylic acid N-(N-hydroxy-4-hydroxy-benzamidine) ester (4.5 g, 12.63 mmol) in toluene (450 mL) is stirred at 105 °C for 48 h before the solvent is removed under reduced pressure. The residue is dissolved in acetonitrile/methanol and purified by prep. HPLC (Grom-Sil 120 ODS-4-HE, 30x75 mm, gradient with acetonitrile/water containing 0.5% formic acid) to give 4-[5-((1aS,5aR)-1,1,2-trimethyl-1,1a,5,5a-tetrahydro-3-thia-cyclopropa[a]pentalen-4-yl)-[1,2,4]oxadiazol-3-yl]-phenol (2.9 g) as a colourless solid; LC-MS: $t_R = 1.11$ min, $[M+1]^+ = 339.13$; $^1\text{H NMR}$ (CDCl_3): δ 8.04-7.98 (m, 2H), 6.94-6.89 (m, 2H), 5.37 (s br, 1H), 3.10 (dd, $J = 5.7, 18.8$ Hz, 1H), 2.93 (d, $J = 18.8$ Hz, 1H), 2.43 (s, 3H), 2.00-1.92 (m, 2H), 1.14 (s, 3H), 0.75 (s, 3H).

Examples 3 to 12



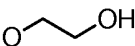
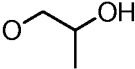
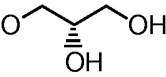
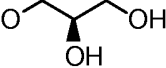
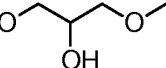
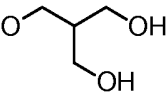

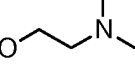
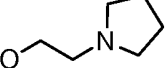
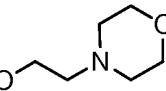
20

To a solution of 4-[5-((1aS,5aR)-1,1,2-trimethyl-1,1a,5,5a-tetrahydro-3-thia-cyclopropa[a]pentalen-4-yl)-[1,2,4]oxadiazol-3-yl]-phenol (10 mg, 0.03 mmol) in isopropanol (1 mL) the corresponding alkylating agent (as bromide, chloride or mesylate) (0.15 mmol) and 2 N aq. NaOH (0.2 mL) are added. The reaction mixture is shaken for 8 h at 70 °C. The reaction mixtures are purified by prep. HPLC (either Waters XTerra Prep MS C18 19x50mm 5 μ m, 90% to 5% water (0.8% NEt₂)/acetonitrile or Waters SymmetryC18 19x50mm 5 μ m, 90% to 5% water (0.5%

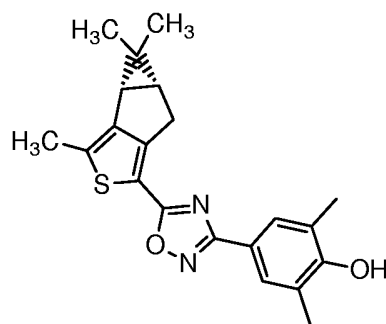
25

HCOOH)/acetonitrile) to give the desired products as colourless lyophilisates. In the case of Example 8 the reaction mixture is shaken for 8 h at 85°C before TFA (0.3 mL) is added. The mixture is shaken for another hour at 60°C prior to purification by prep. HPLC.

5

Example	R	Scale (mmol)	LC-MS	
			t _R (min)	[M+H] ⁺
3		0.03	1.12	383.11
4		0.03	1.15	397.17
5		0.03	1.04	413.16
6		0.03	1.04	413.17
7		0.03	1.13	427.16
8		0.03	1.07	427.09
9		0.03	1.04	413.16
10		0.03	1.15	397.16
11		0.03	0.95	436.25
12		0.03	0.93	452.20

Example 13



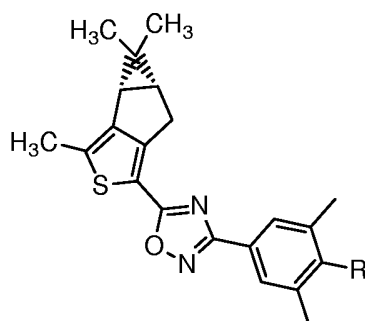
a) To dry methanol (190 mL) is carefully added K-tert.-butylate (18.68 g, 166 mmol) followed by hydroxylamine hydrochloride (9.92 g, 143 mmol). The suspension is stirred for 30 min before 3,5-dimethyl-4-hydroxybenzonitrile (7.00 g, 147 mmol) is added. The mixture is refluxed for 32 h, then the suspension is diluted by adding 2 N aq. HCl. The solution is extracted twice with DCM (100 mL). The aq. layer is basified (pH 9) by adding solid NaHCO₃ and extracted five times with DCM followed by four times with EA. The combined organic layers are dried over Na₂SO₄ and evaporated to dryness to give 4,N-dihydroxy-3,5-dimethyl-benzamidine (7.9 g) as a colourless solid; LC-MS: t_R = 0.62 min, [M+1]⁺ = 181.14.

b) A solution of (1aS,5aR)-1,1,2-trimethyl-1,1a,5,5a-tetrahydro-3-thia-cyclopropa[a]pentalene-4-carboxylic acid (3.00 g, 13.50 mmol), TBTU (4.77 g, 14.85 mmol) and DIPEA (7.62 mL, 44.53 mmol) in DMF (30 mL) is stirred for 10 min at rt before 4,N-dihydroxy-3,5-dimethyl-benzamidine (2.68 g, 14.85 mmol) is added. The solution is stirred for further 20 min, formic acid (6 mL) is added and the solution is chromatographed by prep. HPLC (Grom-Sil 120 ODS-4-HE, 30x75 mm, gradient with acetonitrile/water containing 0.5% formic acid) to give (1aS,5aR)-1,1,2-trimethyl-1,1a,5,5a-tetrahydro-3-thia-cyclopropa[a]pentalene-4-carboxylic acid N-(3,5-dimethyl-4-hydroxy-N-hydroxybenzamidine) ester (4.1 g) as a colourless solid; LC-MS: t_R = 1.03 min, [M+1]⁺ = 385.18; ¹H NMR (D₆-DMSO): δ 8.65 (s, 1H), 7.30 (s, 2H), 6.38 (s br, 2H), 3.04(dd, J = 5.9, 18.8 Hz, 1H), 2.75 (d, J = 18.8 Hz, 1H), 2.36 (s, 3H), 2.18 (s, 6H), 2.01-1.88 (m, 2H), 1.10 (s, 3H), 0.70 (s, 3H).

c) A suspension of (1aS,5aR)-1,1,2-trimethyl-1,1a,5,5a-tetrahydro-3-thia-cyclopropa[a]pentalene-4-carboxylic acid N-(3,5-dimethyl-4-hydroxy-N-hydroxybenzamidine) ester (4.0 g, 10.41 mmol) in toluene (400 mL) is stirred at

100°C for 24 h before the solvent is removed under reduced pressure. The residue is dissolved in DCM and purified by column chromatography on silica gel eluting with hexane:EA 5:1 to give 2,6-dimethyl-4-[5-((1a*S*,5a*R*)-1,1,2-trimethyl-1,1a,5,5a-tetrahydro-3-thia-cyclopropa[*a*]pentalen-4-yl)-[1,2,4]oxadiazol-3-yl]-phenol (1.5 g) as a colourless solid; LC-MS: $t_R = 1.37$ min, $[M+1]^+ = 367.13$; 1H NMR ($CDCl_3$): δ 7.75 (s, 2H), 4.90 (s, 1H), 3.12 (dd, $J = 5.9, 18.8$ Hz, 1H), 2.94 (d, $J = 18.8$ Hz, 1H), 2.44 (s, 3H), 2.32 (s, 6H), 2.02-1.94 (m, 2H), 1.16 (s, 3H), 0.77 (s, 3H).

Examples 14 to 18 and 20 to 23

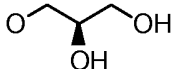
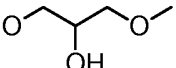

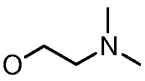
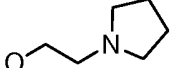
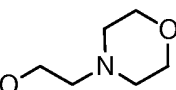


10

To a solution of 2,6-dimethyl-4-[5-((1a*S*,5a*R*)-1,1,2-trimethyl-1,1a,5,5a-tetrahydro-3-thia-cyclopropa[*a*]pentalen-4-yl)-[1,2,4]oxadiazol-3-yl]-phenol (10 mg, 0.027 mmol) in isopropanol (1 mL) the corresponding alkylating agent (as bromide, chloride or mesylate) (0.135 mmol) and 2 N aq. NaOH (0.2 mL) are added. The reaction mixture is shaken for 10 h at 65°C. The reaction mixtures are purified by prep. HPLC (Waters XTerra Prep MS C18 19x50mm 5um, 80% to 5% water (0.85% NEt_2)/Acetonitrile) to give the desired products as colourless lyophilisates.

15

Example	R	Scale (mmol)	LC-MS	
			t_R (min)	$[M+H]^+$
14		0.027	1.17	411.26
15		0.027	1.20	425.26
16		0.027	1.09	441.21

17		0.027	1.09	441.24
18		0.027	1.19	455.27
20		0.027	1.20	425.19
21		0.027	0.97	438.21
22		0.027	1.00	464.32
23		0.027	0.98	480.29

Example 14

^1H NMR (CDCl_3): δ 7.78 (s, 2H), 4.00-3.90 (m, 4H), 3.12 (dd, $J = 5.9, 18.8$ Hz, 1H), 2.94 (d, $J = 18.8$ Hz, 1H), 2.43 (s, 3H), 2.36 (s, 6H), 2.14 (t br, $J = 5$ Hz, 1H), 2.01-1.92 (m, 2H), 1.15 (s, 3H), 0.76 (s, 3H).

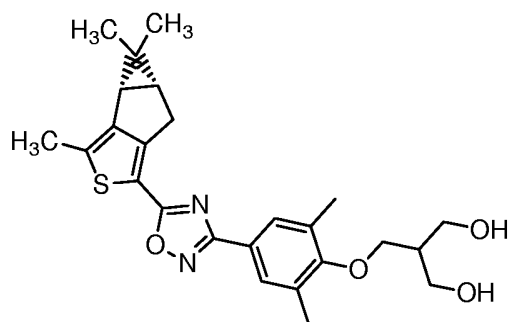
Example 16

^1H NMR (CDCl_3): δ 7.78 (s, 2H), 4.17-4.08 (m, 1H), 3.94-3.80 (m, 4H), 3.11 (dd, $J = 5.9, 18.8$ Hz, 1H), 2.94 (d, $J = 18.8$ Hz, 1H), 2.72 (d br, $J = 3.5$ Hz, 1H), 2.43 (s, 3H), 2.35 (s, 6H), 2.06 (s br, 1H), 2.01-1.90 (m, 2H), 1.14 (s, 3H), 0.76 (s, 3H).

Example 20

^1H NMR (CDCl_3): δ 7.78 (s, 2H), 4.01-3.92 (m, 4H), 3.11 (dd, $J = 5.9, 18.8$ Hz, 1H), 2.94 (d, $J = 18.8$ Hz, 1H), 2.43 (s, 3H), 2.35 (s, 6H), 2.14-2.03 (m, 2H), 2.00-1.91 (m, 3H), 1.15 (s, 3H), 0.76 (s, 3H).

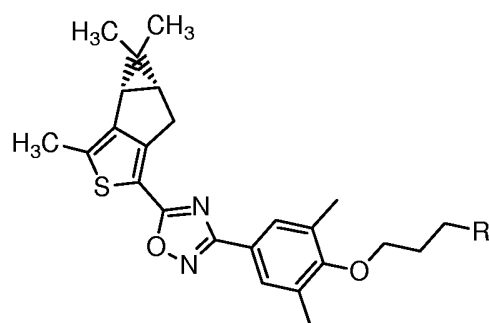
Example 19



a) To a solution of triphenylphosphine (161 mg, 0.615 mmol) in dry THF is added DEAD (0.097 mL, 0.615 mmol). The solution is stirred at rt for 1 h before (2,2-dimethyl-[1,3]dioxan-5-yl)-methanol (90 mg, 0.615 mmol) and 2,6-dimethyl-4-[5-((1aS,5aR)-1,1,2-trimethyl-1,1a,5,5a-tetrahydro-3-thia-cyclopropa[a]pentalen-4-yl)-[1,2,4]oxadiazol-3-yl]-phenol (150 mg, 0.410 mmol) is added. Stirring is continued for 24 h. The reaction mixture is purified by prep. HPLC (Waters XTerra Prep MS C18 19x50mm 5 μ m, water (0.85% NEt_2)/acetonitrile) to give 3-[4-(2,2-dimethyl-1,3]dioxan-5-ylmethoxy)-3,5-dimethyl-phenyl]-5-((1aS,5aR)-1,1,2-trimethyl-1,1a,5,5a-tetrahydro-3-thia-cyclopropa[a]pentalen-4-yl)-[1,2,4]oxadiazole (135 mg) as colourless lyophilisate; LC-MS: $t_R = 1.29$ min, $[M+1]^+ = 495.30$.

b) A suspension of 3-[4-(2,2-dimethyl-[1,3]dioxan-5-ylmethoxy)-3,5-dimethyl-phenyl]-5-((1aS,5aR)-1,1,2-trimethyl-1,1a,5,5a-tetrahydro-3-thia-cyclopropa[a]pentalen-4-yl)-[1,2,4]oxadiazole (135 mg, 0.273 mmol) in acetic acid/water 4:1 (4 mL) and THF (2 mL) is stirred at rt for 3 h. Then, approx. 6 N HCl in isopropanol (1 mL) is added and stirring is continued for 30 min. Diethylamine (0.2 mL) is added to the mixture which is then purified by prep. HPLC (Grom-Sil 120 ODS-4-HE, 30x75 mm, 10 μ m, acetonitrile/water(0.5% HCOOH), 20% to 95% acetonitrile) to give 2-{2,6-dimethyl-4-[5-((1aS,5aR)-1,1,2-trimethyl-1,1a,5,5a-tetrahydro-3-thia-cyclopropa[a]pentalen-4-yl)-[1,2,4]oxadiazol-3-yl]-phenoxy-methyl}-propane-1,3-diol (50 mg) as a colourless resin; LC-MS: $t_R = 1.12$ min, $[M+1]^+ = 455.22$; $^1\text{H NMR}$ (CDCl_3): δ 7.78 (s, 2H), 4.05-4.00 (m, 4H), 3.98-3.94 (m, 2H), 3.11 (dd, $J = 6.4, 18.8$ Hz, 1H), 2.94 (d, $J = 18.8$ Hz, 1H), 2.43 (s, 3H), 2.35 (s, 6H), 2.32-2.23 (m, 1H), 2.14 (s br, 2H), 2.00-1.92 (m, 2H), 1.15 (s, 3H), 0.76 (s, 3H).

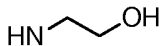

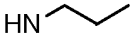
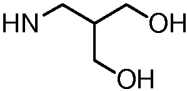
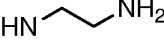
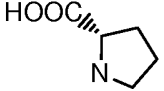
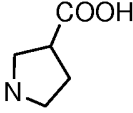
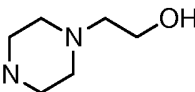
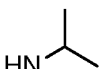
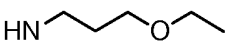
Examples 24 to 34, 36 and 37



- 5 a) To a solution of 2,6-dimethyl-4-[5-((1aS,5aR)-1,1,2-trimethyl-1,1a,5,5a-tetrahydro-3-thia-cyclopropa[a]pentalen-4-yl)-[1,2,4]oxadiazol-3-yl]-phenol (250 mg, 0.68 mmol) in isopropanol (6.8 mL) and 2 N aq. NaOH (2.3 mL) 3-bromoethanol (0.12 mL, 1.42 mmol) is added. The reaction mixture is stirred for 13 h at 65°C. The solution is poured onto 0.5 N aq. HCl and extracted twice with DCM. The organic extracts are dried over MgSO₄ and evaporated. The crude product is purified by
- 10 colun chromatography on silica gel eluting with DCM:TBME 22:1 to give 3-{2,6-dimethyl-4-[5-((1aS,5aR)-1,1,2-trimethyl-1,1a,5,5a-tetrahydro-3-thia-cyclopropa[a]pentalen-4-yl)-[1,2,4]oxadiazol-3-yl]-phenoxy}-propan-1-ol (170 mg, Example 20) as a beige resin; LC-MS: t_R = 1.20 min, [M+1]⁺ = 425.20.
- 15 b) At 0°C, a solution of 3-{2,6-dimethyl-4-[5-((1aS,5aR)-1,1,2-trimethyl-1,1a,5,5a-tetrahydro-3-thia-cyclopropa[a]pentalen-4-yl)-[1,2,4]oxadiazol-3-yl]-phenoxy}-propan-1-ol (170 mg, 0.40 mmol) and DIPEA (0.11 mL, 0.64 mmol) in DCM (5 mL) is treated with methanesulfonyl chloride (0.04 mL, 0.48 mmol). The reaction mixture is stirred at 0°C for 30 min, then at rt for 1 h before it is diluted with DCM (15 mL)
- 20 and washed with 0.1 N aq. NaOH (20 mL) followed by 10% aq. citric acid solution (20 mL). The organic layer is dried over Na₂SO₄ and evaporated to dryness to give methanesulfonic acid 3-{2,6-dimethyl-4-[5-((1aS,5aR)-1,1,2-trimethyl-1,1a,5,5a-tetrahydro-3-thia-cyclopropa[a]pentalen-4-yl)-[1,2,4]oxadiazol-3-yl]-phenoxy}-propyl ester (185 mg) as a beige resin; LC-MS: t_R = 1.23 min, [M+1]⁺ = 503.20.
- 25 c) A mixture of methanesulfonic acid 3-{2,6-dimethyl-4-[5-((1aS,5aR)-1,1,2-trimethyl-1,1a,5,5a-tetrahydro-3-thia-cyclopropa[a]pentalen-4-yl)-[1,2,4]oxadiazol-3-

y]-phenoxy}-propyl ester (9 mg, 0.017 mmol), the corresponding amine (0.067 mmol) and DIPEA (0.025 mL) in DMF is shaken at 85°C for 7 h. The reaction mixture is subjected to prep. HPLC purification (Waters Xterra MS18 19x50mm 5um, 90% to 5% 0.1 N aq. HCl / acetonitrile) to give the desired products as colourless lyophilisates.

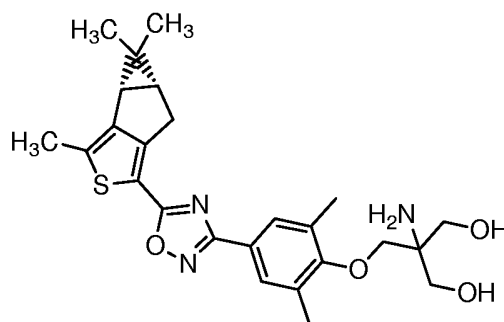
5

Example	R	Scale (mmol)	LC-MS	
			t _R (min)	[M+H] ⁺
24	NH ₂	0.017	0.96	424.24
25	NHCH ₃	0.017	0.98	438.30
26	N(CH ₃) ₂	0.017	0.99	452.31
27		0.017	0.95	468.26
28		0.017	1.02	478.35
29		0.017	1.02	466.33
30		0.017	0.94	498.30
31		0.017	0.85	467.32
32		0.017	1.03	522.31
33		0.017	1.01	522.32
34		0.017	0.88	537.39
36		0.017	1.01	466.25
37		0.017	1.04	511.33

Example 27 (as hydrochloride)

^1H NMR ($\text{D}_6\text{-DMSO}$): δ 8.81 (s br, 2H), 7.67 (s, 2H), 5.25 (t br, $J = 5$ Hz, 1H), 3.88 (t, $J = 5.9$ Hz, 2H), 3.71-3.64 (m, 2H), 3.20-3.00 (m, 5H), 2.84 (d, $J = 18.8$ Hz, 1H),
5 2.41 (s, 3H), 2.30 (s, 6H), 2.18-1.96 (m, 4H), 1.10 (s, 3H), 0.70 (s, 3H).

Example 35



10 a) To a solution of triphenylphosphine (161 mg, 0.615 mmol) in dry THF (2.5 mL) is added DEAD (0.097 mL, 0.615 mmol). The solution is stirred at rt for 1 h before (2,2-dimethyl-5-nitro-[1,3]dioxan-5-yl)-methanol (118 mg, 0.615 mmol) and 2,6-dimethyl-4-[5-((1aS,5aR)-1,1,2-trimethyl-1,1a,5,5a-tetrahydro-3-thia-cyclopropa[a]pentalen-4-yl)-[1,2,4]oxadiazol-3-yl]-phenol (150 mg, 0.410 mmol) is added.
15 Stirring is continued for 7 days. The formed precipitate is collected, washed with isopropanol and dried under high vacuum to give 3-[4-(2,2-dimethyl-5-nitro-[1,3]dioxan-5-ylmethoxy)-3,5-dimethyl-phenyl]-5-((1aS,5aR)-1,1,2-trimethyl-1,1a,5,5a-tetrahydro-3-thia-cyclopropa[a]pentalen-4-yl)-[1,2,4]oxadiazole (90 mg) as an almost colourless solid; LC-MS: $t_R = 1.30$ min, $[\text{M}+1]^+ = 540.28$; ^1H NMR
20 (CDCl_3): δ 7.77 (s, 2H), 4.50 (d, $J = 12.9$ Hz, 2H), 4.29-4.21 (m, 4H), 3.10 (dd, $J = 6.4, 18.8$ Hz, 1H), 2.93 (d, $J = 18.8$ Hz, 1H), 2.43 (s, 3H), 2.28 (s, 6H), 2.00-1.91 (m, 2H), 1.48 (s, 3H), 1.45 (s, 3H), 1.15 (s, 3H), 0.76 (s, 3H).

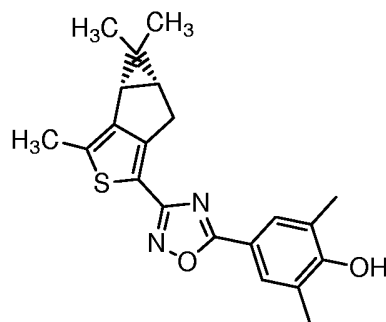
b) A suspension of 3-[4-(2,2-dimethyl-5-nitro-[1,3]dioxan-5-ylmethoxy)-3,5-dimethyl-phenyl]-5-((1aS,5aR)-1,1,2-trimethyl-1,1a,5,5a-tetrahydro-3-thia-cyclopropa[a]pentalen-4-yl)-[1,2,4]oxadiazole (85 mg, 0.158 mmol) in
25 THF:TFA:water 20:4:1 (12.5 mL) is stirred at 65°C for 4.5 h. The mixture is further

diluted with TFA:water 2:1 (1.5 mL) and stirring is continued at 65°C for 3 h. The mixture is cooled to rt, poured onto 2N aq. NaOH and extracted twice with DCM. The organic extracts are dried over MgSO₄ and evaporated to give 2-{2,6-dimethyl-4-[5-((1aS,5aR)-1,1,2-trimethyl-1,1a,5,5a-tetrahydro-3-thia-cyclopropa[a]pentalen-4-yl)-[1,2,4]oxadiazol-3-yl]-phenoxyethyl}-2-nitro-propane-1,3-diol (78 mg) as a beige resin; LC-MS: t_R = 1.17 min, [M+1]⁺ = 500.89.

c) A solution of 2-{2,6-dimethyl-4-[5-((1aS,5aR)-1,1,2-trimethyl-1,1a,5,5a-tetrahydro-3-thia-cyclopropa[a]pentalen-4-yl)-[1,2,4]oxadiazol-3-yl]-phenoxyethyl}-2-nitro-propane-1,3-diol (75 mg, 0.151 mmol) in acetonitrile (9 mL), TFA (4 mL) and water (0.5 mL) is treated with Zn (200 mg, 3.06 mmol). The suspension is stirred at 65°C for 1 h before another portion of Zn (100 mg, 1.53 mmol) is added. Stirring is continued at 65°C for 45 min. The mixture is filtered and the filtrate is poured onto 2 N aq. NaOH and extracted three times with DCM. The organic extracts are dried over MgSO₄ and evaporated. The crude product is purified by prep. HPLC (Water Symmetry C18, 19x50 mm, gradient 95% water (0.5% formic acid) to 95% acetonitrile) to yield 2-amino-2-{2,6-dimethyl-4-[5-((1aS,5aR)-1,1,2-trimethyl-1,1a,5,5a-tetrahydro-3-thia-cyclopropa[a]pentalen-4-yl)-[1,2,4]oxadiazol-3-yl]-phenoxyethyl}-propane-1,3-diol hydrochloride (23 mg) as a colourless powder after evaporation of the isolated product from a mixture of methanol (9 mL) and 6 N HCl in isopropanol (1 mL); LC-MS: t_R = 0.89 min, [M+1]⁺ = 470.26; ¹H NMR (D₆-DMSO): δ 8.18 (s br, 3H), 7.69 (s, 2H), 5.47 (s br, 2H), 3.87 (s, 2H), 3.71 (s, 4H), 3.07 (dd, J = 5.9, 18.8 Hz, 1H), 2.84 (d, J = 18.8 Hz, 1H), 2.42 (s, 3H), 2.33 (s, 6H), 2.08-1.97 (m, 2H), 1.11 (s, 3H), 0.70 (s, 3H).

25

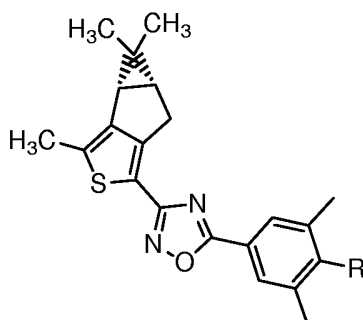
Example 38



a) To a solution of 3,5-dimethyl-4-hydroxy benzoic acid (158 mg, 0.95 mmol), TBTU (305 mg, 0.95 mmol), DIPEA (0.49 mL, 2.85 mmol) in DMF (2.5 mL) is added ((1*S*,5*aR*)-*N*-hydroxy-1,1,2-trimethyl-1,1*a*,5,5*a*-tetrahydro-3-thia-cyclopropa[*a*]pentalene-4-carboxamide (200 mg, 0.852 mmol) in DMF (3.5 mL).
5 The resulting suspension is stirred at rt for 2 h. Another portion of 3,5-dimethyl-4-hydroxy benzoic acid (158 mg, 0.95 mmol), TBTU (305 mg, 0.95 mmol) and DIPEA (0.49 mL, 2.85 mmol) is added and stirring is continued for further 30 min. The reaction mixture is directly purified by prep. HPLC (Phenomenex Aqua 30x75 mm, 20 to 95 % acetonitrile in water containing 0.5 % formic acid) to give the
10 hydroxyamidine ester intermediate (150 mg) as a colourless solid; LC-MS: $t_R = 1.04$ min, $[M+1]^+ = 385.20$.

b) A solution of the above hydroxyamidine ester (150 mg, 0.40 mmol) in toluene is stirred at 110°C for 35 h. The solvent is removed under reduced pressure and the
15 residue is purified by prep. HPLC (Phenomenex Aqua 30x75 mm, 20 to 95% acetonitrile in water containing 0.5% formic acid) to give 2,6-dimethyl-4-[3-((1*S*,5*aR*)-1,1,2-trimethyl-1,1*a*,5,5*a*-tetrahydro-3-thia-cyclopropa[*a*]pentalen-4-yl)-[1,2,4]oxadiazol-5-yl]-phenol (125 mg) as colourless solid; LC-MS: $t_R = 1.19$ min, $[M+1]^+ = 367.18$; $^1\text{H NMR}$ (CDCl_3): δ 7.80 (s, 2H), 5.07 (s, 1H), 3.06 (dd, $J = 5.9$,
20 18.8 Hz, 1H), 2.89 (d, $J = 18.8$ Hz, 1H), 2.42 (s, 3H), 2.33 (s, 6H), 1.98-1.90 (m, 2H), 1.15 (s, 3H), 0.78 (s, 3H).

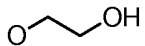
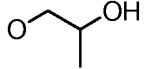
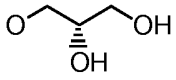
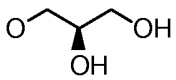
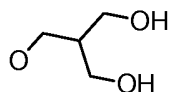
Examples 39 to 43



25 To a solution of ((1*S*,5*aR*)-1,1,2-trimethyl-1,1*a*,5,5*a*-tetrahydro-3-thia-cyclopropa[*a*]pentalen-4-yl)-[1,2,4]oxadiazol-5-yl]-phenol (10 mg, 0.027 mmol) in isopropanol (1 mL) the corresponding alkylating agent (as bromide, chloride or

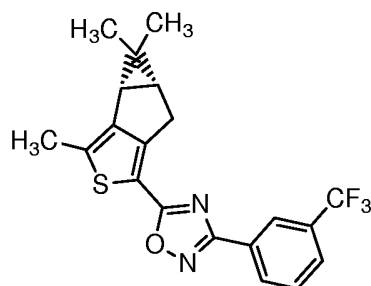
mesylate) (0.135 mmol) and 2 N aq. NaOH (0.2 mL) are added. The reaction mixture is shaken for 10 h at 65°C. The reaction mixtures are purified by prep. HPLC (Waters XTerra Prep MS C18 19x50mm 5um, 80% to 5% water (0.85% NEt₂)/Acetonitrile) to give the desired products as colourless lyophilisates.

- 5 In the case of Example 43, the reaction mixture is shaken for 10 h at 80°C. To effect deprotection of the diol moiety, the product obtained after purification is dissolved in 1 mL CH₃COOH/H₂O 8:2 and allowed to stand for 2 h at rt before it is purified by prep. HPLC once more.

Example	R	Scale (mmol)	LC-MS	
			t _R (min)	[M+H] ⁺
39		0.027	1.17	411.18
40		0.027	1.20	425.17
41		0.027	1.10	441.23
42		0.027	1.10	441.27
43		0.027	1.12	455.29

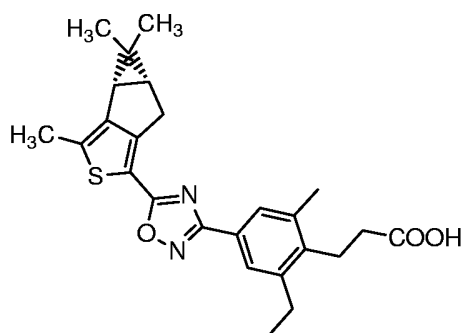
10

Example 44



- a) To an ice-cold suspension of K-tert-butylate (22.44 g, 200 mmol) and hydroxylamine hydrochloride (8.34 g, 120 mmol) in methanol (250 mL) 3-trifluoromethylbenzotrile (6.84 g, 40 mmol) is added. The mixture is refluxed for 2.5 h, the solvent is removed under reduced pressure and the residue is dissolved in water. The solution is extracted twice with EA. The organic extracts are dried over Na₂SO₄, evaporated and dried under high vacuum to give N-hydroxy-3-trifluoromethyl-benzamidine (8.1 g) as a white solid, LC-MS: t_R = 0.54 min, [M+1]⁺ = 205.18.
- 5
- b) To a solution of (1aS,5aR)-1,1,2-trimethyl-1,1a,5,5a-tetrahydro-3-thia-cyclopropa[a]pentalene-4-carboxylic acid (450 mg, 2.03 mmol), TBTU (715 mg, 2.23 mmol) and DIPEA (863 mg, 6.68 mmol) in DMF (7 mL) N-hydroxy-3-trifluoromethyl-benzamidine (455 mg, 2.23 mmol) is added and the mixture is stirred at rt for 1.5 h. Formic acid (1.2 mL) is added and the mixture is purified by prep. HPLC (Grom-Sil 120 ODS-4-HE, 30x75 mm, 10 μm, 20 to 95% acetonitrile in water containing 0.5% formic acid) to give (1aS,5aR)-1,1,2-trimethyl-1,1a,5,5a-tetrahydro-3-thia-cyclopropa[a]pentalene-4-carboxylic acid N-(N-hydroxy-3-trifluoromethylbenzamidine) ester (520 mg) as a colourless lyophilisate; LC-MS: t_R = 1.12 min, [M+1]⁺ = 409.20.
- 10
- 15
- 20
- c) A solution of (1aS,5aR)-1,1,2-trimethyl-1,1a,5,5a-tetrahydro-3-thia-cyclopropa[a]pentalene-4-carboxylic acid N-(N-hydroxy-3-trifluoromethylbenzamidine) ester (480 mg) in toluene is refluxed for 7 days before the solvent is removed under reduced pressure. The residue is purified by CC on silica gel eluting with DCM to give 3-(3-trifluoromethyl-phenyl)-5-((1aS,5aR)-1,1,2-trimethyl-1,1a,5,5a-tetrahydro-3-thia-cyclopropa[a]pentalen-4-yl)-[1,2,4]oxadiazole (360 mg) as a pale yellow solid; LC-MS: t_R = 1.26 min, [M+1]⁺ = 391.2; ¹H NMR (CDCl₃): δ 8.39 (s, 1H), 8.30 (d, J = 7.6 Hz, 1H), 7.76 (d, J = 8.2 Hz, 1H), 7.61 (t, J = 7.6 Hz, 1H), 3.12 (dd, J = 6.4, 18.8 Hz, 1H), 2.95 (d, J = 18.8 Hz, 1H), 2.45 (s, 3H), 2.02-1.93 (m, 2H), 1.15 (s, 3H), 0.77 (s, 3H).
- 25
- 30

Example 45



a) To an ice-cold solution of H_2SO_4 (150 mL) in water (250 mL) 2-ethyl-6-methylaniline (15.0 g, 111 mmol) is added. The solution is treated with ice (150 g) before a solution of NaNO_2 (10.7 g, 155 mmol) in water (150 mL) and ice (50 g) is added dropwise. The mixture is stirred at 0°C for 1 h. 50% aq. H_2SO_4 (200 mL) is added and stirring is continued at rt for 18 h. The mixture is extracted with DCM, the organic extracts are dried over MgSO_4 and evaporated. The crude product is purified by CC on silica gel eluting with heptane:EA 9:1 to give 2-ethyl-6-methylphenol (8.6 g) as a crimson oil; LC-MS: $t_R = 0.89$ min; $^1\text{H NMR}$ (CDCl_3): δ 7.03-6.95 (m, 2H), 6.80 (t, $J = 7.6$ Hz, 1H), 4.60 (s, 1H), 2.64 (q, $J = 7.6$ Hz, 2H), 2.25 (s, 3H), 1.24 (t, $J = 7.6$ Hz, 3H).

b) A solution of 2-ethyl-6-methylphenol (8.40 g, 61.7 mmol) and hexamethylene tetraamine (12.97 g, 92.5 mmol) in acetic acid (60 mL) and water (14 mL) is heated to 115°C . The water is distilled off at 117°C and collected with a Dean-Stark apparatus. Then the water separator is replaced by a reflux condenser and the mixture is refluxed for 3 h. The mixture is cooled to rt, diluted with water (100 mL) and extracted with EA. The organic extract is washed with sat. aq. NaHCO_3 , dried over MgSO_4 and evaporated. The remaining solid is dissolved in EA and treated with heptane to initialize crystallisation. The solid material is collected and dried to give 3-ethyl-4-hydroxy-5-methylbenzaldehyde (3.13 g) as a colourless crystalline powder, $^1\text{H NMR}$ (CDCl_3): δ 9.83 (s, 1H), 7.58-7.53 (m, 2H), 5.30 (s br, 1H), 2.69 (q, $J = 7.6$ Hz, 2H), 2.32 (s, 3H), 1.28 (t, $J = 7.6$ Hz, 3H).

c) To an ice-cooled solution of 5-ethyl-4-hydroxy-3-methylbenzaldehyde (10.0 g, 60.9 mmol) in DCM (50 mL) and pyridine (15 mL), trifluoromethanesulfonic acid anhydride (18.9 g, 67 mmol) is added over a period of 20 min. Upon complete

addition, the ice bath is removed and the reaction is stirred for further 2 h at rt. The mixture is diluted with DCM (150 mL), washed three times with water, dried over MgSO₄, filtered and evaporated. The residue is purified by flash chromatography on silica gel eluting with heptane:EA 9:1 to give trifluoro-methanesulfonic acid 2-ethyl-4-formyl-6-methyl-phenyl ester (10.75 g) as a pale yellow oil; LC-MS: t_R = 1.07 min; ¹H NMR (CDCl₃): δ 9.98 (s, 1H), 7.70 (s, 1H), 7.66 (s, 1H), 2.85 (q, J = 10.1 Hz, 2H), 2.48 (s, 3H), 1.30 (t, J = 10.2 Hz, 3H).

d) To a stirred solution of the above triflate (10.7 g, 36.1 mmol) in dry DMF (75 mL) is sequentially added triethylamine (7.3 g, 72.2 mmol), methyl acrylate (31.1 g, 361 mmol), DPPP (819 mg, 1.99 mmol) and Pd(OAc)₂ (405 mg, 1.81 mmol) under nitrogen. The mixture is stirred at 115°C for 5 h, cooled to rt, diluted with diethyl ether (350 mL) and washed twice with 1 N aq. HCl and once with sat. aq. NaHCO₃ solution. The organic extract is dried over MgSO₄, filtered and evaporated. The residue is purified by flash chromatography on silica gel eluting with heptane:EA 19:1 to give 3-(2-ethyl-4-formyl-6-methyl-phenyl)-acrylic acid methyl ester (5.93 g) as a colourless liquid; LC-MS: t_R = 0.99 min.

e) A suspension of 3-(2-ethyl-4-formyl-6-methyl-phenyl)-acrylic acid methyl ester (5.93g, 25.53 mmol) in methanol (140 mL) and 2 N aq. NaOH (45 mL) is stirred at rt for 1 h. The methanol is evaporated and the aqueous solution is extracted twice with DCM. The aq. layer is acidified with 37% aq. HCl. The precipitate that forms is collected, washed with water and dried. The product is further purified by recrystallisation from EA (100 mL) to give 3-(2-ethyl-4-formyl-6-methyl-phenyl)-acrylic acid (4.2 g) as yellow crystals; LC-MS: t_R = 0.87 min.

f) To a solution of 3-(2-ethyl-4-formyl-6-methyl-phenyl)-acrylic acid (2.75 g, 12.6 mmol) and DIPEA (1.8 g, 13.8 mmol) in ethanol (80 mL) Pd/C (275 mg, 10% Pd, moistened with 50% water) is added. The mixture is stirred for 16 h at rt under 1 atm of H₂. The catalyst is filtered off and the filtrate is concentrated. The residue is dissolved in EA, washed with 2 N aq. HCl followed by 1 N aq. HCl and brine. The organic extract is dried over Na₂SO₄, filtered and evaporated to give 3-(2-ethyl-4-

hydroxymethyl-6-methyl-phenyl)-propionic acid (2.8 g) as a white solid; LC-MS: $t_R = 0.76$ min.

5 g) A solution of 3-(2-ethyl-4-hydroxymethyl-6-methyl-phenyl)-propionic acid (2.8 g, 12.6 mmol) in acetic acid (50 mL) is treated with MnO_2 (3.9 g, 45.4 mmol) and the resulting mixture is stirred at 80°C for 4 h. The mixture is filtered and the filtrate is concentrated. The crude product is purified by CC on silica gel eluting with DCM to give 3-(2-ethyl-4-formyl-6-methyl-phenyl)-propionic acid (1.76 g) as a beige solid; LC-MS: $t_R = 0.86$ min.

10

h) A solution of 3-(2-ethyl-4-formyl-6-methyl-phenyl)-propionic acid (1.67 g, 7.58 mmol) and hydroxylamine hydrochloride (780 mg, 11.36 mmol) in 1-methyl-2-pyrrolidone is heated to 80°C for 30 min in the microwave (300 W, active cooling during irradiation). The reaction mixture is diluted with diethyl ether and washed
15 with water and brine. The organic extract is dried over Na_2SO_4 , filtered and evaporated to give 3-(4-cyano-2-ethyl-6-methyl-phenyl)-propionic acid (1.55 g) as a beige solid; LC-MS: $t_R = 0.89$ min, 1H NMR (D_6 -DMSO): δ 12.25 (s, 1H), 7.45 (s, 2H), 2.91-2.84 (m, 2H), 2.67-2.59 (m, 2H), 2.35-2.30 (m, 5H), 1.14 (t, $J = 7.6$ Hz, 3H).

20

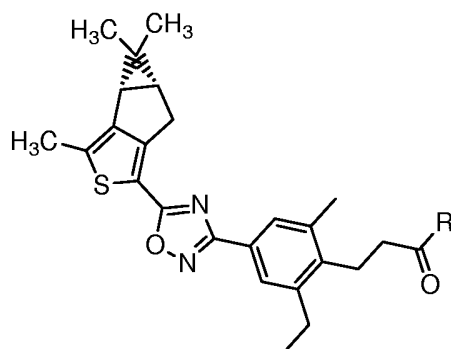
i) Potassium tert. butoxide (2.71 g, 24.1 mmol) is carefully dissolved in methanol (25 mL). To this solution hydroxylamine hydrochloride (1.44 g, 20.7 mmol) followed by 3-(4-cyano-2-ethyl-6-methyl-phenyl)-propionic acid (1.50 g, 6.90 mmol) dissolved in methanol (7.5 mL) is added. The mixture is refluxed for 8 h and the
25 solvent is evaporated. The residue is dissolved in 2 N aq. HCl and extracted with EA. The pH of the aq. phase is adjusted to pH 5 by adding sat. aq. $NaHCO_3$ and the mixture is extracted three times with EA. The combined organic extracts are dried over Na_2SO_4 , filtered, evaporated and dried to give 3-[2-ethyl-4-(N-hydroxycarbamimidoyl)-6-methyl-phenyl]-propionic acid (1.4 g) as a white solid; LC-
30 MS: $t_R = 0.60$ min, $[M+1]^+ = 251.17$.

j) To a solution of (1aS, 5aR)-1,1,2-trimethyl-1,1a,5,5a-tetrahydro-3-thia-cyclopropa[a]pentalene-4-carboxylic acid (270 mg 1.22 mmol) in DMF (3 mL),

TBTU (390 mg, 1.22 mmol) and DIPEA (518 mg, 4.0 mmol) is added. The reaction mixture is stirred at rt for 5 min before a solution of 3-[2-ethyl-4-(N-hydroxycarbamimidoyl)-6-methyl-phenyl]-propionic acid (305 mg, 1.22 mmol) in DMF (2 ML) is added. Stirring is continued at rt for 1 h. The mixture is diluted with formic acid (0.5 mL) and acetonitrile (5 mL) and separated by prep. HPLC (Grom-Sil 120 ODS-4-HE, 30x75 mm, 10 μ m, 10 to 95% acetonitrile in water containing 0.5 % formic acid) to afford (1aS,5aR)-1,1,2-trimethyl-1,1a,5,5a-tetrahydro-3-thia-cyclopropa[a]pentalene-4-carboxylic acid N-(3-ethyl-5-methyl-4-(2-carboxy-ethyl)-N-hydroxybenzamidine) ester (260 mg) as a white solid; LC-MS: t_R = 1.05 min, $[M+1]^+$ = 455.32.

k) A suspension of (1aS,5aR)-1,1,2-trimethyl-1,1a,5,5a-tetrahydro-3-thia-cyclopropa[a]pentalene-4-carboxylic acid N-(3-ethyl-5-methyl-4-(2-(hydroxycarboxy)-ethyl)-N-hydroxybenzamidine) ester (255 mg, 0.561 mmol) in toluene (10 mL) is heated to 85°C for 24 h, then at 105°C for 3 days. The mixture is cooled to rt and the solvent is evaporated. The residue is dissolved in DMF and separated by prep. HPLC (Grom-Sil 120 ODS-4-HE, 30x75 mm, 10 μ m, 70-100% acetonitrile in water containing 0.5 % formic acid) to afford 3-{2-ethyl-6-methyl-4-[5-((1aS,5aR)-1,1,2-trimethyl-1,1a,5,5a-tetrahydro-3-thia-cyclopropa[a]pentalen-4-yl)-[1,2,4]oxadiazol-3-yl]-phenyl}-propionic acid (150 mg) as a white crystalline solid; LC-MS: t_R = 1.19 min, $[M+1]^+$ = 437.28; 1H NMR (D_6 -DMSO): δ 12.26 (s, 1H), 7.64 (s, 1H), 7.63 (s, 1H), 3.08 (dd, J = 6.4, 19.3 Hz, 1H), 2.94-2.89 (m, 2H), 2.84 (d, J = 18.2 Hz, 1H), 2.69 (q, J = 7.6 Hz, 2H), 2.41 (s, 3H), 2.39-2.33 (m, 5H), 2.05 (d, J = 5.8 Hz, 1H), 1.99 (t, J = 5.8 Hz, 1H), 1.19 (t, J = 7.6 Hz, 3H), 1.11 (s, 3H), 0.70 (s, 3H).

Examples 46 and 47



To a solution of 3-{2-ethyl-6-methyl-4-[5-((1a*S*,5a*R*)-1,1,2-trimethyl-1,1a,5,5a-tetrahydro-3-thia-cyclopropa[*a*]pentalen-4-yl)-[1,2,4]oxadiazol-3-yl]-phenyl}-propionic acid (9 mg, 20 μ mol) in DMF (0.5 mL), TBTU (7 mg, 22 μ mol) and DIPEA (9 mg, 66 μ mol) is added. The mixture is stirred at rt for 5 min before the appropriate amine (100 μ mol) is added. Stirring is continued at rt for 1 h. The mixture is treated with formic acid (25 μ L), diluted with acetonitrile (0.5 mL) and separated by prep. HPLC (Waters SymmetryC18 19x50mm 5 μ m, 20-100% acetonitrile in water containing 0.5% formic acid) to afford the desired amide as a colourless resin.

Example	R	LC-MS	
		t_R (min)	$[M+H]^+$
46		1.12	480.39
47		1.06	510.37

Example 48: GTP γ S assay to determine EC₅₀ values

GTP γ S binding assays are performed in 96 well microtiter plates (Nunc, 442587) in a final volume of 200 μ L, using membrane preparations of CHO cells expressing recombinant human S1P1 receptor. Assay conditions are 20 mM Hepes (Fluka, 54461), 100 mM NaCl (Fluka, 71378), 5 mM MgCl₂ (Fluka, 63064), 0.1% BSA (Calbiochem, 126609), 1 μ M GDP (Sigma, G-7127), 2.5% DMSO (Fluka, 41644), 50 pM ³⁵S-GTP γ S (Amersham Biosciences, SJ1320). The pH is 7.4. Test

compounds are dissolved and diluted in 100% DMSO and pre-incubated at room temperature for 30 min in 150 μ l of the above assay buffer, in the absence of 35 S-GTP γ S. After addition of 50 μ l of 35 S-GTP γ S, the assay is incubated for 1 h at room temperature. The assay is terminated by transfer of the reaction mixture to a

5 Multiscreen plate (Millipore, MAHFC1H60) using a cell harvester from Packard Biosciences, and the plates are washed with ice-cold 10 mM Na₂HPO₄/NaH₂PO₄ (70%/30%), dried, sealed at the bottom and, after addition of 25 μ l MicroScint20 (Packard Biosciences, order# 6013621), sealed on the top. Membrane-bound 35 S-GTP γ S is measured with a TopCount from Packard Biosciences.

10

EC₅₀ is the concentration of agonist inducing 50 % of the maximal specific 35 S-GTP γ S binding. Specific binding is determined by subtracting non-specific binding from maximal binding. Maximal binding is the amount of cpm bound to the Multiscreen plate in the presence of 10 μ M of S1P. Non-specific binding is the

15 amount of binding in the absence of an agonist in the assay.

Table 1 shows the EC₅₀ value of some compounds of the present invention. The EC₅₀ values were determined according to the method described above.

20 Table 1:

Compound of Example	EC ₅₀ [nM]
6	12
16	0.9
19	1.2
24	4.8
27	6.1
32	8.8
38	1.6
39	1.1
43	1.4
47	4.5

Example 49: Assessment of *In vivo* Efficacy

The efficacy of the compounds of Formula (I) is assessed by measuring the circulating lymphocytes after oral administration of 3 to 30 mg/kg of a compound of Formula (I) to normotensive male Wistar rats. The animals are housed in climate-controlled conditions with a 12 h-light/dark cycle, and have free access to normal rat chow and drinking water. Blood is collected before and 3, 6 and 24 h after drug administration. Full blood is subjected to hematology using Advia Hematology system (Bayer Diagnostics, Zürich, Switzerland).

All data are presented as mean \pm SEM. Statistical analyses are performed by analysis of variance (ANOVA) using Statistica (StatSoft) and the Student-Newman-Keuls procedure for multiple comparisons. The null hypothesis is rejected when $p < 0.05$.

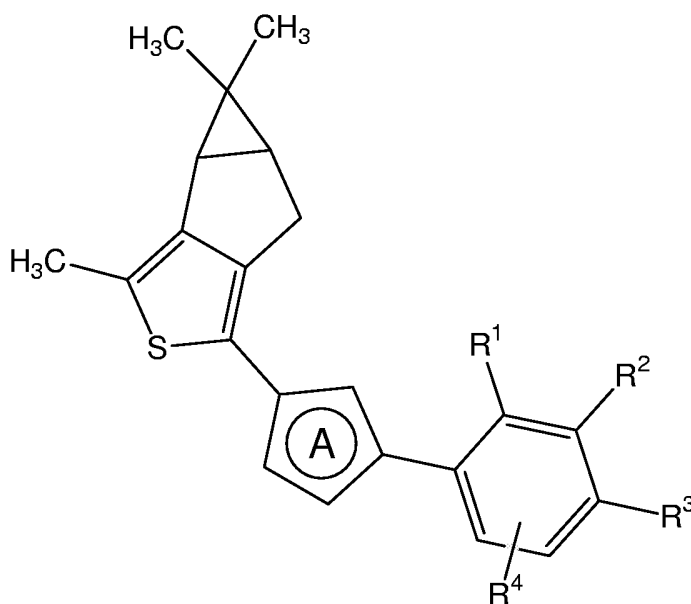
As an example, Table 2 shows the effect on lymphocyte counts 6 h after oral administration of 10 mg/kg of two compounds of the present invention to normotensive male Wistar rats as compared to a group of animals treated with vehicle only.

Table 2:

Compound of Example	Lymphocyte counts
16	-49%
19	-56%

Claims

1. A compound selected from the group consisting of thiophenes of the Formula (I)

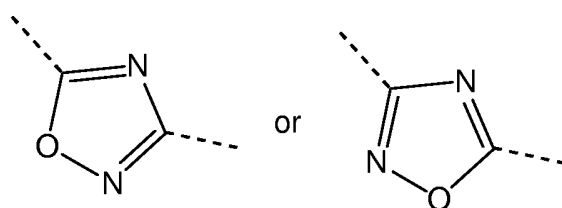


5

Formula (I)

wherein

ring A represents



10

R^1 represents hydrogen, C_{1-5} -alkyl, C_{1-5} -alkoxy, or halogen;

R^2 represents hydrogen, C_{1-5} -alkyl, C_{1-5} -alkoxy, trifluoromethyl, trifluoromethoxy, or
15 halogen;

R^3 represents hydrogen, hydroxy- C_{1-5} -alkyl, 2,3-dihydroxypropyl, di-(hydroxy- C_{1-5} -alkyl)- C_{1-5} -alkyl, $-CH_2-(CH_2)_k-NR^{31}R^{32}$, (azetidine-3-carboxylic acid)-1-yl-methyl, (azetidine-3-carboxylic acid C_{1-5} -alkylester)-1-yl-methyl, 2-[(azetidine-3-carboxylic

acid)-1-yl]-ethyl, 2-[(azetidine-3-carboxylic acid C₁₋₅-alkylester)-1-yl]-ethyl, 3-
[(azetidine-3-carboxylic acid)-1-yl]-propyl, 3-[(azetidine-3-carboxylic acid C₁₋₅-
alkylester)-1-yl]-propyl, (pyrrolidine-3-carboxylic acid)-1-yl-methyl, (pyrrolidine-3-
carboxylic acid C₁₋₅-alkylester)-1-yl-methyl, (pyrrolidine-2-carboxylic acid)-1-yl-
5 methyl, (pyrrolidine-2-carboxylic acid C₁₋₅-alkylester)-1-yl-methyl, 2-[(pyrrolidine-3-
carboxylic acid)-1-yl]-ethyl, 2-[(pyrrolidine-3-carboxylic acid C₁₋₅-alkylester)-1-yl]-
ethyl, 2-[(pyrrolidine-2-carboxylic acid)-1-yl]-ethyl, 2-[(pyrrolidine-2-carboxylic acid
C₁₋₅-alkylester)-1-yl]-ethyl, 3-[(pyrrolidine-3-carboxylic acid)-1-yl]-propyl, 3-
[(pyrrolidine-3-carboxylic acid C₁₋₅-alkylester)-1-yl]-propyl, 3-[(pyrrolidine-2-
10 carboxylic acid)-1-yl]-propyl, 3-[(pyrrolidine-2-carboxylic acid C₁₋₅-alkylester)-1-yl]-
propyl, -CH₂-(CH₂)_n-COOH, -CH₂-(CH₂)_n-CONR³¹R³², -CO-NHR³¹, -(CH₂)_nCH(OH)-
CH₂-NR³¹R³², hydroxy, C₁₋₅-alkoxy, fluoro-C₁₋₅-alkoxy, hydroxy-C₂₋₅-alkoxy, di-
(hydroxy-C₁₋₅-alkyl)-C₁₋₅-alkoxy, 1-glyceryl, 2-glyceryl, 2-hydroxy-3-methoxy-
propoxy, -OCH₂-(CH₂)_m-NR³¹R³², 2-pyrrolidin-1-yl-ethoxy, 3-pyrrolidin-1-yl-propoxy,
15 2-piperazin-1-yl-ethoxy, 2-[4-(C₁₋₅-alkyl)-piperazin-1-yl]-ethoxy, 2-[4-(2-hydroxy-
ethyl)-piperazin-1-yl]-ethoxy, 3-piperazin-1-yl-propoxy, 3-[4-(C₁₋₅-alkyl)-piperazin-1-
yl]-propoxy, 3-[4-(2-hydroxy-ethyl)-piperazin-1-yl]-propoxy, 2-morpholin-4-yl-ethoxy,
3-morpholin-4-yl-propoxy, 2-[(azetidine-3-carboxylic acid)-1-yl]-ethoxy, 2-
[(azetidine-3-carboxylic acid C₁₋₅-alkylester)-1-yl]-ethoxy, 2-[(pyrrolidine-3-carboxylic
20 acid)-1-yl]-ethoxy, 2-[(pyrrolidine-3-carboxylic acid C₁₋₅-alkylester)-1-yl]-ethoxy, 2-
[(pyrrolidine-2-carboxylic acid)-1-yl]-ethoxy, 2-[(pyrrolidine-2-carboxylic acid C₁₋₅-
alkylester)-1-yl]-ethoxy, 2-[(2-hydroxy-pyrrolidine)-1-yl]-ethoxy, 2-[(3-hydroxy-
pyrrolidine)-1-yl]-ethoxy, 3-[(azetidine-3-carboxylic acid)-1-yl]-propoxy, 3-
[(azetidine-3-carboxylic acid C₁₋₅-alkylester)-1-yl]-propoxy, 3-[(pyrrolidine-3-
25 carboxylic acid)-1-yl]-propoxy, 3-[(pyrrolidine-3-carboxylic acid C₁₋₅-alkylester)-1-yl]-
propoxy, 3-[(pyrrolidine-2-carboxylic acid)-1-yl]-propoxy, 3-[(pyrrolidine-2-carboxylic
acid C₁₋₅-alkylester)-1-yl]-propoxy, 3-[(2-hydroxy-pyrrolidine)-1-yl]-propoxy, 3-[(3-
hydroxy-pyrrolidine)-1-yl]-propoxy, 2-amino-3-hydroxy-2-hydroxymethyl-propoxy,
-O-CH₂-CONR³¹R³², 3-carbamoyl-propoxy, 3-(C₁₋₅-alkylcarbamoyl)propoxy, 3-(2-
30 hydroxyethylcarbamoyl)propoxy, -OCH₂-CH(OH)-CH₂-NR³¹R³², 3-[(azetidine-3-
carboxylic acid)-1-yl]-2-hydroxypropoxy, 3-[(azetidine-3-carboxylic acid C₁₋₅-
alkylester)-1-yl]-2-hydroxypropoxy, 2-hydroxy-3-[(pyrrolidine-3-carboxylic acid)-1-
yl]-propoxy, 2-hydroxy-3-[(pyrrolidine-3-carboxylic acid C₁₋₅-alkylester)-1-yl]-

propoxy, 2-hydroxy-3-[(pyrrolidine-2-carboxylic acid)-1-yl]-propoxy, 2-hydroxy-3-
 [(pyrrolidine-2-carboxylic acid C₁₋₅-alkylester)-1-yl]-propoxy, 2-hydroxy-3-[(2-
 hydroxy-pyrrolidine)-1-yl]-propoxy, 2-hydroxy-3-[(3-hydroxy-pyrrolidine)-1-yl]-
 propoxy, 2-hydroxy-3-pyrrolidin-1-yl-propoxy, 2-hydroxy-3-piperazin-1-yl-propoxy,
 5 2-hydroxy-3-[4-(C₁₋₅-alkyl)-piperazin-1-yl]-propoxy, 2-hydroxy-3-[4-(2-hydroxy-
 ethyl)-piperazin-1-yl]-propoxy, 2-hydroxy-3-morpholin-4-yl-propoxy, -NR³¹R³²,
 -NHCO-R³¹, -CH₂-(CH₂)_k-NHSO₂R³³, -(CH₂)_nCH(OH)-CH₂-NHSO₂R³³, -OCH₂-
 (CH₂)_m-NHSO₂R³³, -OCH₂-CH(OH)-CH₂-NHSO₂R³³, -CH₂-(CH₂)_k-NHCOR³⁴,
 -(CH₂)_nCH(OH)-CH₂-NHCOR³⁴, -OCH₂-(CH₂)_m-NHCOR³⁴, or -OCH₂-CH(OH)-CH₂-
 10 NHCOR³⁴;

R³¹ represents hydrogen, methyl, ethyl, 1-propyl, 2-propyl, 2-hydroxyethyl, 2-
 hydroxy-1-hydroxymethyl-ethyl, 2-C₁₋₅-alkoxyethyl, 3-hydroxypropyl, 3-C₁₋₅-
 alkoxypropyl, 2-aminoethyl, 2-(C₁₋₅-alkylamino)ethyl, 2-(di-(C₁₋₅-alkyl)amino)ethyl,
 15 carboxymethyl, C₁₋₅-alkylcarboxymethyl, 2-carboxyethyl, or 2-(C₁₋₅-
 alkylcarboxy)ethyl;

R³² represents hydrogen, methyl, or ethyl;

20 R³³ represents methyl, ethyl, propyl, isopropyl, butyl, 2-hydroxyethyl,
 2-methoxyethyl, methylamino, ethylamino, propylamino, isopropylamino,
 n-butylamino, or dimethylamino;

R³⁴ represents hydroxymethyl, hydroxyethyl, aminomethyl, methylaminomethyl,
 25 dimethylaminomethyl, aminoethyl, 2-methylamino-ethyl, or 2-dimethylamino-ethyl;

k represents the integer 1, 2, or 3;

m represents the integer 1 or 2;

n represents 0, 1, or 2; and

30

R⁴ represents hydrogen, C₁₋₅-alkyl, or halogen;

and configurational isomers such as optically pure enantiomers, mixtures of enantiomers such as racemates, diastereomers, mixtures of diastereomers, diastereomeric racemates, and mixtures of diastereomeric racemates, as well as salts and solvent complexes of such compounds, and morphological forms.

5

2. A compound according to claim 1, wherein R³ represents hydrogen, hydroxy-C₁₋₅-alkyl, 2,3-dihydroxypropyl, di-(hydroxy-C₁₋₅-alkyl)-C₁₋₅-alkyl, -CH₂-(CH₂)_k-NR³¹R³², (azetidine-3-carboxylic acid)-1-yl-methyl, (azetidine-3-carboxylic acid C₁₋₅-alkylester)-1-yl-methyl, 2-[(azetidine-3-carboxylic acid)-1-yl]-ethyl, 2-[(azetidine-3-carboxylic acid C₁₋₅-alkylester)-1-yl]-ethyl, 3-[(azetidine-3-carboxylic acid)-1-yl]-propyl, 3-[(azetidine-3-carboxylic acid C₁₋₅-alkylester)-1-yl]-propyl, (pyrrolidine-3-carboxylic acid)-1-yl-methyl, (pyrrolidine-3-carboxylic acid C₁₋₅-alkylester)-1-yl-methyl, (pyrrolidine-2-carboxylic acid)-1-yl-methyl, (pyrrolidine-2-carboxylic acid C₁₋₅-alkylester)-1-yl-methyl, 2-[(pyrrolidine-3-carboxylic acid)-1-yl]-ethyl, 2-[(pyrrolidine-3-carboxylic acid C₁₋₅-alkylester)-1-yl]-ethyl, 2-[(pyrrolidine-2-carboxylic acid)-1-yl]-ethyl, 2-[(pyrrolidine-2-carboxylic acid C₁₋₅-alkylester)-1-yl]-ethyl, 3-[(pyrrolidine-3-carboxylic acid)-1-yl]-propyl, 3-[(pyrrolidine-3-carboxylic acid C₁₋₅-alkylester)-1-yl]-propyl, 3-[(pyrrolidine-2-carboxylic acid)-1-yl]-propyl, 3-[(pyrrolidine-2-carboxylic acid C₁₋₅-alkylester)-1-yl]-propyl, -CH₂-(CH₂)_n-CONR³¹R³², -CO-NHR³¹, 20 -(CH₂)_nCH(OH)-CH₂-NR³¹R³², hydroxy, C₁₋₅-alkoxy, fluoro-C₁₋₅-alkoxy, hydroxy-C₂₋₅-alkoxy, di-(hydroxy-C₁₋₅-alkyl)-C₁₋₅-alkoxy, 1-glyceryl, 2-glyceryl, 2-hydroxy-3-methoxy-propoxy, -OCH₂-(CH₂)_m-NR³¹R³², 2-pyrrolidin-1-yl-ethoxy, 3-pyrrolidin-1-yl-propoxy, 2-piperazin-1-yl-ethoxy, 2-[4-(C₁₋₅-alkyl)-piperazin-1-yl]-ethoxy, 2-[4-(2-hydroxy-ethyl)-piperazin-1-yl]-ethoxy, 3-piperazin-1-yl-propoxy, 3-[4-(C₁₋₅-alkyl)-piperazin-1-yl]-propoxy, 3-[4-(2-hydroxy-ethyl)-piperazin-1-yl]-propoxy, 2-morpholin-4-yl-ethoxy, 3-morpholin-4-yl-propoxy, 2-[(azetidine-3-carboxylic acid)-1-yl]-ethoxy, 2-[(azetidine-3-carboxylic acid C₁₋₅-alkylester)-1-yl]-ethoxy, 2-[(pyrrolidine-3-carboxylic acid)-1-yl]-ethoxy, 2-[(pyrrolidine-3-carboxylic acid C₁₋₅-alkylester)-1-yl]-ethoxy, 2-[(pyrrolidine-2-carboxylic acid)-1-yl]-ethoxy, 2-[(pyrrolidine-2-carboxylic acid C₁₋₅-alkylester)-1-yl]-ethoxy, 2-[(2-hydroxy-pyrrolidine)-1-yl]-ethoxy, 2-[(3-hydroxy-pyrrolidine)-1-yl]-ethoxy, 3-[(azetidine-3-carboxylic acid)-1-yl]-propoxy, 3-[(azetidine-3-carboxylic acid C₁₋₅-alkylester)-1-yl]-propoxy, 3-[(pyrrolidine-3-carboxylic acid)-1-yl]-propoxy, 3-[(pyrrolidine-3-carboxylic acid C₁₋₅-alkylester)-1-yl]-

10
15
20
25
30

propoxy, 3-[(pyrrolidine-2-carboxylic acid)-1-yl]-propoxy, 3-[(pyrrolidine-2-carboxylic acid C₁₋₅-alkylester)-1-yl]-propoxy, 3-[(2-hydroxy-pyrrolidine)-1-yl]-propoxy, 3-[(3-hydroxy-pyrrolidine)-1-yl]-propoxy, 2-amino-3-hydroxy-2-hydroxymethyl-propoxy, -O-CH₂-CONR³¹R³², 3-carbamoyl-propoxy, 3-(C₁₋₅-alkylcarbamoyl)propoxy, 3-(2-hydroxyethylcarbamoyl)propoxy, -OCH₂-CH(OH)-CH₂-NR³¹R³², 3-[(azetidine-3-carboxylic acid)-1-yl]-2-hydroxypropoxy, 3-[(azetidine-3-carboxylic acid C₁₋₅-alkylester)-1-yl]-2-hydroxypropoxy, 2-hydroxy-3-[(pyrrolidine-3-carboxylic acid)-1-yl]-propoxy, 2-hydroxy-3-[(pyrrolidine-3-carboxylic acid C₁₋₅-alkylester)-1-yl]-propoxy, 2-hydroxy-3-[(pyrrolidine-2-carboxylic acid)-1-yl]-propoxy, 2-hydroxy-3-[(pyrrolidine-2-carboxylic acid C₁₋₅-alkylester)-1-yl]-propoxy, 2-hydroxy-3-[(2-hydroxy-pyrrolidine)-1-yl]-propoxy, 2-hydroxy-3-[(3-hydroxy-pyrrolidine)-1-yl]-propoxy, 2-hydroxy-3-pyrrolidin-1-yl-propoxy, 2-hydroxy-3-piperazin-1-yl-propoxy, 2-hydroxy-3-[4-(C₁₋₅-alkyl)-piperazin-1-yl]-propoxy, 2-hydroxy-3-[4-(2-hydroxyethyl)-piperazin-1-yl]-propoxy, 2-hydroxy-3-morpholin-4-yl-propoxy, -NR³¹R³², -NHCO-R³¹, -CH₂-(CH₂)_k-NHSO₂R³³, -(CH₂)_nCH(OH)-CH₂-NHSO₂R³³, -OCH₂-(CH₂)_m-NHSO₂R³³, -OCH₂-CH(OH)-CH₂-NHSO₂R³³, -CH₂-(CH₂)_k-NHCOR³⁴, -(CH₂)_nCH(OH)-CH₂-NHCOR³⁴, -OCH₂-(CH₂)_m-NHCOR³⁴, or -OCH₂-CH(OH)-CH₂-NHCOR³⁴ and wherein R³¹, R³², R³³ and R³⁴ are as defined in claim 1.

3. A compound according to claim 1 or 2, wherein the compounds represented in Formula (I) constitute the (1aR, 5aS)-isomer of the 1,1,2-trimethyl-1,1a,5,5a-tetrahydro-3-thia-cyclopropa[a]pentalene derivative.

4. A compound according to claim 1 or 2, wherein the compounds represented in Formula (I) constitute the (1aS, 5aR)-isomer of the 1,1,2-trimethyl-1,1a,5,5a-tetrahydro-3-thia-cyclopropa[a]pentalene derivative.

5. A compound according to any one of claims 1 to 4, wherein the compounds represented in Formula (I) constitute a 5-thiophen-2-yl-[1,2,4]oxadiazole derivative.

30

6. A compound according to any one of claims 1 to 4, wherein the compounds represented in Formula (I) constitute a 3-thiophen-2-yl-[1,2,4]oxadiazole derivative.

7. A compound according to any one of claims 1 to 6, wherein R¹, R², and R⁴ represent hydrogen.
8. A compound according to any one of claims 1 to 6, wherein R¹ represents hydrogen and R² and R⁴ represent a methyl group.
9. A compound according to any one of claims 1 to 6, wherein R¹ represents hydrogen, R² represents a methyl group and R⁴ represents an ethyl group.
10. A compound according to any one of claims 1 to 6, wherein R¹ represents hydrogen, R² represents a methoxy group and R⁴ represents chlorine.
11. A compound according to any one of claims 1 and 3 to 10, wherein R³ represents hydrogen, hydroxy-C₁₋₅-alkyl, 2,3-dihydroxypropyl, di-(hydroxy-C₁₋₅-alkyl)-C₁₋₅-alkyl, -CH₂-(CH₂)_k-NR³¹R³², (azetidine-3-carboxylic acid)-1-yl-methyl, (azetidine-3-carboxylic acid C₁₋₅-alkylester)-1-yl-methyl, 2-[(azetidine-3-carboxylic acid)-1-yl]-ethyl, 2-[(azetidine-3-carboxylic acid C₁₋₅-alkylester)-1-yl]-ethyl, 3-[(azetidine-3-carboxylic acid)-1-yl]-propyl, 3-[(azetidine-3-carboxylic acid C₁₋₅-alkylester)-1-yl]-propyl, (pyrrolidine-3-carboxylic acid)-1-yl-methyl, (pyrrolidine-3-carboxylic acid C₁₋₅-alkylester)-1-yl-methyl, (pyrrolidine-2-carboxylic acid)-1-yl-methyl, (pyrrolidine-2-carboxylic acid C₁₋₅-alkylester)-1-yl-methyl, 2-[(pyrrolidine-3-carboxylic acid)-1-yl]-ethyl, 2-[(pyrrolidine-3-carboxylic acid C₁₋₅-alkylester)-1-yl]-ethyl, 2-[(pyrrolidine-2-carboxylic acid)-1-yl]-ethyl, 2-[(pyrrolidine-2-carboxylic acid C₁₋₅-alkylester)-1-yl]-ethyl, 3-[(pyrrolidine-3-carboxylic acid)-1-yl]-propyl, 3-[(pyrrolidine-3-carboxylic acid C₁₋₅-alkylester)-1-yl]-propyl, 3-[(pyrrolidine-2-carboxylic acid)-1-yl]-propyl, 3-[(pyrrolidine-2-carboxylic acid C₁₋₅-alkylester)-1-yl]-propyl, -CH₂-(CH₂)_n-COOH, -CH₂-(CH₂)_n-CONR³¹R³², -CO-NHR³¹, -(CH₂)_nCH(OH)-CH₂-NR³¹R³², hydroxy, C₁₋₅-alkoxy, fluoro-C₁₋₅-alkoxy, hydroxy-C₂₋₅-alkoxy, di-(hydroxy-C₁₋₅-alkyl)-C₁₋₅-alkoxy, 1-glyceryl, 2-glyceryl, 2-hydroxy-3-methoxypropoxy, -OCH₂-(CH₂)_m-NR³¹R³², 2-pyrrolidin-1-yl-ethoxy, 3-pyrrolidin-1-yl-propoxy, 2-piperazin-1-yl-ethoxy, 2-[4-(C₁₋₅-alkyl)-piperazin-1-yl]-ethoxy, 2-[4-(2-hydroxyethyl)-piperazin-1-yl]-ethoxy, 3-piperazin-1-yl-propoxy, 3-[4-(C₁₋₅-alkyl)-piperazin-1-yl]-propoxy, 3-[4-(2-hydroxyethyl)-piperazin-1-yl]-propoxy, 2-morpholin-4-yl-ethoxy,

3-morpholin-4-yl-propoxy, 2-[(azetidine-3-carboxylic acid)-1-yl]-ethoxy, 2-[(azetidine-3-carboxylic acid C₁₋₅-alkylester)-1-yl]-ethoxy, 2-[(pyrrolidine-3-carboxylic acid)-1-yl]-ethoxy, 2-[(pyrrolidine-3-carboxylic acid C₁₋₅-alkylester)-1-yl]-ethoxy, 2-[(pyrrolidine-2-carboxylic acid)-1-yl]-ethoxy, 2-[(pyrrolidine-2-carboxylic acid C₁₋₅-alkylester)-1-yl]-ethoxy, 2-[(2-hydroxy-pyrrolidine)-1-yl]-ethoxy, 2-[(3-hydroxy-pyrrolidine)-1-yl]-ethoxy, 3-[(azetidine-3-carboxylic acid)-1-yl]-propoxy, 3-[(azetidine-3-carboxylic acid C₁₋₅-alkylester)-1-yl]-propoxy, 3-[(pyrrolidine-3-carboxylic acid)-1-yl]-propoxy, 3-[(pyrrolidine-3-carboxylic acid C₁₋₅-alkylester)-1-yl]-propoxy, 3-[(pyrrolidine-2-carboxylic acid)-1-yl]-propoxy, 3-[(pyrrolidine-2-carboxylic acid C₁₋₅-alkylester)-1-yl]-propoxy, 3-[(2-hydroxy-pyrrolidine)-1-yl]-propoxy, 3-[(3-hydroxy-pyrrolidine)-1-yl]-propoxy, 2-amino-3-hydroxy-2-hydroxymethyl-propoxy, -O-CH₂-CONR³¹R³², 3-carbamoyl-propoxy, 3-(C₁₋₅-alkylcarbamoyl)propoxy, 3-(2-hydroxyethylcarbamoyl)propoxy, -OCH₂-CH(OH)-CH₂-NR³¹R³², 3-[(azetidine-3-carboxylic acid)-1-yl]-2-hydroxypropoxy, 3-[(azetidine-3-carboxylic acid C₁₋₅-alkylester)-1-yl]-2-hydroxypropoxy, 2-hydroxy-3-[(pyrrolidine-3-carboxylic acid)-1-yl]-propoxy, 2-hydroxy-3-[(pyrrolidine-3-carboxylic acid C₁₋₅-alkylester)-1-yl]-propoxy, 2-hydroxy-3-[(pyrrolidine-2-carboxylic acid)-1-yl]-propoxy, 2-hydroxy-3-[(pyrrolidine-2-carboxylic acid C₁₋₅-alkylester)-1-yl]-propoxy, 2-hydroxy-3-[(2-hydroxy-pyrrolidine)-1-yl]-propoxy, 2-hydroxy-3-[(3-hydroxy-pyrrolidine)-1-yl]-propoxy, 2-hydroxy-3-pyrrolidin-1-yl-propoxy, 2-hydroxy-3-piperazin-1-yl-propoxy, 2-hydroxy-3-[4-(C₁₋₅-alkyl)-piperazin-1-yl]-propoxy, 2-hydroxy-3-[4-(2-hydroxy-ethyl)-piperazin-1-yl]-propoxy, 2-hydroxy-3-morpholin-4-yl-propoxy, or -NR³¹R³², -NHCO-R³¹ and wherein R³¹ and R³² are as defined in claim 1.

12. A compound according to any one of claims 1 to 10, wherein R³ represents hydroxy-C₂₋₅-alkoxy, di-(hydroxy-C₁₋₅-alkyl)-C₁₋₅-alkoxy, 1-glyceryl, 2-glyceryl, 2-hydroxy-3-methoxy-propoxy, -OCH₂-(CH₂)_m-NR³¹R³², 2-pyrrolidin-1-yl-ethoxy, 3-pyrrolidin-1-yl-propoxy, 2-piperazin-1-yl-ethoxy, 2-[4-(C₁₋₅-alkyl)-piperazin-1-yl]-ethoxy, 2-[4-(2-hydroxy-ethyl)-piperazin-1-yl]-ethoxy, 3-piperazin-1-yl-propoxy, 3-[4-(C₁₋₅-alkyl)-piperazin-1-yl]-propoxy, 3-[4-(2-hydroxy-ethyl)-piperazin-1-yl]-propoxy, 2-morpholin-4-yl-ethoxy, 3-morpholin-4-yl-propoxy, 2-[(azetidine-3-carboxylic acid)-1-yl]-ethoxy, 2-[(azetidine-3-carboxylic acid C₁₋₅-alkylester)-1-yl]-ethoxy, 2-[(pyrrolidine-3-carboxylic acid)-1-yl]-ethoxy, 2-[(pyrrolidine-3-carboxylic acid C₁₋₅-

alkylester)-1-yl]-ethoxy, 2-[(pyrrolidine-2-carboxylic acid)-1-yl]-ethoxy, 2-
 [(pyrrolidine-2-carboxylic acid C₁₋₅-alkylester)-1-yl]-ethoxy, 2-[(2-hydroxy-
 pyrrolidine)-1-yl]-ethoxy, 2-[(3-hydroxy-pyrrolidine)-1-yl]-ethoxy, 3-[(azetidine-3-
 carboxylic acid)-1-yl]-propoxy, 3-[(azetidine-3-carboxylic acid C₁₋₅-alkylester)-1-yl]-
 5 propoxy, 3-[(pyrrolidine-3-carboxylic acid)-1-yl]-propoxy, 3-[(pyrrolidine-3-carboxylic
 acid C₁₋₅-alkylester)-1-yl]-propoxy, 3-[(pyrrolidine-2-carboxylic acid)-1-yl]-propoxy,
 3-[(pyrrolidine-2-carboxylic acid C₁₋₅-alkylester)-1-yl]-propoxy, 3-[(2-hydroxy-
 pyrrolidine)-1-yl]-propoxy, 3-[(3-hydroxy-pyrrolidine)-1-yl]-propoxy, 2-amino-3-
 hydroxy-2-hydroxymethyl-propoxy, -O-CH₂-CONR³¹R³², 3-carbamoyl-propoxy, 3-
 10 (C₁₋₅-alkylcarbamoyl)propoxy, 3-(2-hydroxyethylcarbamoyl)propoxy, -OCH₂-
 CH(OH)-CH₂-NR³¹R³², 3-[(azetidine-3-carboxylic acid)-1-yl]-2-hydroxypropoxy, 3-
 [(azetidine-3-carboxylic acid C₁₋₅-alkylester)-1-yl]-2-hydroxypropoxy, 2-hydroxy-3-
 [(pyrrolidine-3-carboxylic acid)-1-yl]-propoxy, 2-hydroxy-3-[(pyrrolidine-3-carboxylic
 acid C₁₋₅-alkylester)-1-yl]-propoxy, 2-hydroxy-3-[(pyrrolidine-2-carboxylic acid)-1-yl]-
 15 propoxy, 2-hydroxy-3-[(pyrrolidine-2-carboxylic acid C₁₋₅-alkylester)-1-yl]-propoxy,
 2-hydroxy-3-[(2-hydroxy-pyrrolidine)-1-yl]-propoxy, 2-hydroxy-3-[(3-hydroxy-
 pyrrolidine)-1-yl]-propoxy, 2-hydroxy-3-pyrrolidin-1-yl-propoxy, 2-hydroxy-3-
 piperazin-1-yl-propoxy, 2-hydroxy-3-[4-(C₁₋₅-alkyl)-piperazin-1-yl]-propoxy, 2-
 hydroxy-3-[4-(2-hydroxy-ethyl)-piperazin-1-yl]-propoxy, or 2-hydroxy-3-morpholin-4-
 20 yl-propoxy and wherein R³¹ and R³² are as defined in claim 1.

13. A compound according to any one of claims 1 and 3 to 10, wherein R³
 represents hydroxy-C₁₋₅-alkyl, 2,3-dihydroxypropyl, di-(hydroxy-C₁₋₅-alkyl)-C₁₋₅-alkyl,
 -CH₂-(CH₂)_k-NR³¹R³², (azetidine-3-carboxylic acid)-1-yl-methyl, (azetidine-3-
 25 carboxylic acid C₁₋₅-alkylester)-1-yl-methyl, 2-[(azetidine-3-carboxylic acid)-1-yl]-
 ethyl, 2-[(azetidine-3-carboxylic acid C₁₋₅-alkylester)-1-yl]-ethyl, 3-[(azetidine-3-
 carboxylic acid)-1-yl]-propyl, 3-[(azetidine-3-carboxylic acid C₁₋₅-alkylester)-1-yl]-
 propyl, (pyrrolidine-3-carboxylic acid)-1-yl-methyl, (pyrrolidine-3-carboxylic acid C₁₋₅-
 5-alkylester)-1-yl-methyl, (pyrrolidine-2-carboxylic acid)-1-yl-methyl, (pyrrolidine-2-
 30 carboxylic acid C₁₋₅-alkylester)-1-yl-methyl, 2-[(pyrrolidine-3-carboxylic acid)-1-yl]-
 ethyl, 2-[(pyrrolidine-3-carboxylic acid C₁₋₅-alkylester)-1-yl]-ethyl, 2-[(pyrrolidine-2-
 carboxylic acid)-1-yl]-ethyl, 2-[(pyrrolidine-2-carboxylic acid C₁₋₅-alkylester)-1-yl]-
 ethyl, 3-[(pyrrolidine-3-carboxylic acid)-1-yl]-propyl, 3-[(pyrrolidine-3-carboxylic acid

C₁₋₅-alkylester)-1-yl]-propyl, 3-[(pyrrolidine-2-carboxylic acid)-1-yl]-propyl, 3-[(pyrrolidine-2-carboxylic acid C₁₋₅-alkylester)-1-yl]-propyl, -CH₂-(CH₂)_n-COOH, -CH₂-(CH₂)_n-CONR³¹R³², -CO-NHR³¹, or -(CH₂)_nCH(OH)-CH₂-NR³¹R³² and wherein R³¹ and R³² are as defined in claim 1.

5

14. A compound according to any one of claims 1 to 10, wherein R³ represents di-(hydroxy-C₁₋₅-alkyl)-C₁₋₅-alkoxy, 1-glyceryl, -OCH₂-(CH₂)_m-NR³¹R³², -O-CH₂-CONR³¹R³², or -OCH₂-CH(OH)-CH₂-NR³¹R³², wherein R³¹ represents methyl or 2-hydroxyethyl and R³² represents hydrogen.

10

15. A compound according to any one of claims 1 and 3 to 10, wherein R³ represents -CH₂-(CH₂)_n-COOH, -CH₂-(CH₂)_n-CONR³¹R³², -CH₂-(CH₂)_k-NHSO₂R³³, -(CH₂)_nCH(OH)-CH₂-NHSO₂R³³, -OCH₂-(CH₂)_m-NHSO₂R³³, -OCH₂-CH(OH)-CH₂-NHSO₂R³³, -CH₂-(CH₂)_k-NHCOR³⁴, -(CH₂)_nCH(OH)-CH₂-NHCOR³⁴, -OCH₂-(CH₂)_m-NHCOR³⁴, or -OCH₂-CH(OH)-CH₂-NHCOR³⁴ and wherein R³¹, R³², R³³ and R³⁴ are as defined in claim 1.

15

16. A compound according to claim 1 selected from the group consisting of:

- 4-[5-((1aS,5aR)-1,1,2-trimethyl-1,1a,5,5a-tetrahydro-3-thia-
- 20 cyclopropa[a]pentalen-4-yl)-[1,2,4]oxadiazol-3-yl]-phenol,
- 2-{4-[5-((1aS,5aR)-1,1,2-trimethyl-1,1a,5,5a-tetrahydro-3-thia-
- cyclopropa[a]pentalen-4-yl)-[1,2,4]oxadiazol-3-yl]-phenoxy}-ethanol,
- 1-{4-[5-((1aS,5aR)-1,1,2-trimethyl-1,1a,5,5a-tetrahydro-3-thia-
- cyclopropa[a]pentalen-4-yl)-[1,2,4]oxadiazol-3-yl]-phenoxy}-propan-2-ol,
- 25 (2S)-3-{4-[5-((1aS,5aR)-1,1,2-trimethyl-1,1a,5,5a-tetrahydro-3-thia-
- cyclopropa[a]pentalen-4-yl)-[1,2,4]oxadiazol-3-yl]-phenoxy}-propane-1,2-diol,
- (2R)-3-{4-[5-((1aS,5aR)-1,1,2-trimethyl-1,1a,5,5a-tetrahydro-3-thia-
- cyclopropa[a]pentalen-4-yl)-[1,2,4]oxadiazol-3-yl]-phenoxy}-propane-1,2-diol,
- 1-methoxy-3-{4-[5-((1aS,5aR)-1,1,2-trimethyl-1,1a,5,5a-tetrahydro-3-thia-
- 30 cyclopropa[a]pentalen-4-yl)-[1,2,4]oxadiazol-3-yl]-phenoxy}-propan-2-ol,
- 2-{4-[5-((1aS,5aR)-1,1,2-trimethyl-1,1a,5,5a-tetrahydro-3-thia-
- cyclopropa[a]pentalen-4-yl)-[1,2,4]oxadiazol-3-yl]-phenoxy-methyl}-propane-1,3-diol,

- 3-{4-[5-((1aS,5aR)-1,1,2-trimethyl-1,1a,5,5a-tetrahydro-3-thia-cyclopropa[a]pentalen-4-yl)-[1,2,4]oxadiazol-3-yl]-phenoxy}-propan-1-ol,
dimethyl-(2-{4-[5-((1aS,5aR)-1,1,2-trimethyl-1,1a,5,5a-tetrahydro-3-thia-cyclopropa[a]pentalen-4-yl)-[1,2,4]oxadiazol-3-yl]-phenoxy}-ethyl)-amine,
5 dimethyl-(2-{4-[5-((1aS,5aR)-1,1,2-trimethyl-1,1a,5,5a-tetrahydro-3-thia-cyclopropa[a]pentalen-4-yl)-[1,2,4]oxadiazol-3-yl]-phenoxy}-ethyl)-amine,
2,6-dimethyl-4-[5-((1aS,5aR)-1,1,2-trimethyl-1,1a,5,5a-tetrahydro-3-thia-cyclopropa[a]pentalen-4-yl)-[1,2,4]oxadiazol-3-yl]-phenol,
2-{2,6-dimethyl-4-[5-((1aS,5aR)-1,1,2-trimethyl-1,1a,5,5a-tetrahydro-3-thia-cyclopropa[a]pentalen-4-yl)-[1,2,4]oxadiazol-3-yl]-phenoxy}-ethanol,
10 1-{2,6-dimethyl-4-[5-((1aS,5aR)-1,1,2-trimethyl-1,1a,5,5a-tetrahydro-3-thia-cyclopropa[a]pentalen-4-yl)-[1,2,4]oxadiazol-3-yl]-phenoxy}-propan-2-ol,
(2S)-3-{2,6-dimethyl-4-[5-((1aS,5aR)-1,1,2-trimethyl-1,1a,5,5a-tetrahydro-3-thia-cyclopropa[a]pentalen-4-yl)-[1,2,4]oxadiazol-3-yl]-phenoxy}-propane-1,2-diol,
15 (2R)-3-{2,6-dimethyl-4-[5-((1aS,5aR)-1,1,2-trimethyl-1,1a,5,5a-tetrahydro-3-thia-cyclopropa[a]pentalen-4-yl)-[1,2,4]oxadiazol-3-yl]-phenoxy}-propane-1,2-diol,
1-{2,6-dimethyl-4-[5-((1aS,5aR)-1,1,2-trimethyl-1,1a,5,5a-tetrahydro-3-thia-cyclopropa[a]pentalen-4-yl)-[1,2,4]oxadiazol-3-yl]-phenoxy}-3-methoxy-propan-2-ol,
2-{2,6-dimethyl-4-[5-((1aS,5aR)-1,1,2-trimethyl-1,1a,5,5a-tetrahydro-3-thia-cyclopropa[a]pentalen-4-yl)-[1,2,4]oxadiazol-3-yl]-phenoxy-methyl}-propane-1,3-diol,
20 3-{2,6-dimethyl-4-[5-((1aS,5aR)-1,1,2-trimethyl-1,1a,5,5a-tetrahydro-3-thia-cyclopropa[a]pentalen-4-yl)-[1,2,4]oxadiazol-3-yl]-phenoxy}-propan-1-ol,
(2-{2,6-dimethyl-4-[5-((1aS,5aR)-1,1,2-trimethyl-1,1a,5,5a-tetrahydro-3-thia-cyclopropa[a]pentalen-4-yl)-[1,2,4]oxadiazol-3-yl]-phenoxy}-ethyl)-dimethyl-amine,
25 3-[3,5-dimethyl-4-(2-pyrrolidin-1-yl-ethoxy)-phenyl]-5-((1aS,5aR)-1,1,2-trimethyl-1,1a,5,5a-tetrahydro-3-thia-cyclopropa[a]pentalen-4-yl)-[1,2,4]oxadiazole,
4-(2-{2,6-dimethyl-4-[5-((1aS,5aR)-1,1,2-trimethyl-1,1a,5,5a-tetrahydro-3-thia-cyclopropa[a]pentalen-4-yl)-[1,2,4]oxadiazol-3-yl]-phenoxy}-ethyl)-morpholine,
3-{2,6-dimethyl-4-[5-((1aS,5aR)-1,1,2-trimethyl-1,1a,5,5a-tetrahydro-3-thia-cyclopropa[a]pentalen-4-yl)-[1,2,4]oxadiazol-3-yl]-phenoxy}-propylamine,
30 (3-{2,6-dimethyl-4-[5-((1aS,5aR)-1,1,2-trimethyl-1,1a,5,5a-tetrahydro-3-thia-cyclopropa[a]pentalen-4-yl)-[1,2,4]oxadiazol-3-yl]-phenoxy}-propyl)-methyl-amine,

(3-{2,6-dimethyl-4-[5-((1aS,5aR)-1,1,2-trimethyl-1,1a,5,5a-tetrahydro-3-thia-cyclopropa[a]pentalen-4-yl)-[1,2,4]oxadiazol-3-yl]-phenoxy}-propyl)-dimethyl-amine,

2-(3-{2,6-dimethyl-4-[5-((1aS,5aR)-1,1,2-trimethyl-1,1a,5,5a-tetrahydro-3-thia-cyclopropa[a]pentalen-4-yl)-[1,2,4]oxadiazol-3-yl]-phenoxy}-propylamino)-ethanol,

3-[3,5-dimethyl-4-(3-pyrrolidin-1-yl-propoxy)-phenyl]-5-((1aS,5aR)-1,1,2-trimethyl-1,1a,5,5a-tetrahydro-3-thia-cyclopropa[a]pentalen-4-yl)-[1,2,4]oxadiazole,

(3-{2,6-dimethyl-4-[5-((1aS,5aR)-1,1,2-trimethyl-1,1a,5,5a-tetrahydro-3-thia-cyclopropa[a]pentalen-4-yl)-[1,2,4]oxadiazol-3-yl]-phenoxy}-propyl)-propyl-amine,

2-(3-{2,6-dimethyl-4-[5-((1aS,5aR)-1,1,2-trimethyl-1,1a,5,5a-tetrahydro-3-thia-cyclopropa[a]pentalen-4-yl)-[1,2,4]oxadiazol-3-yl]-phenoxy}-propylamino)-propane-1,3-diol,

N₁-(3-{2,6-dimethyl-4-[5-((1aS,5aR)-1,1,2-trimethyl-1,1a,5,5a-tetrahydro-3-thia-cyclopropa[a]pentalen-4-yl)-[1,2,4]oxadiazol-3-yl]-phenoxy}-propyl)-ethane-1,2-diamine,

1-(3-{2,6-dimethyl-4-[5-((1aS,5aR)-1,1,2-trimethyl-1,1a,5,5a-tetrahydro-3-thia-cyclopropa[a]pentalen-4-yl)-[1,2,4]oxadiazol-3-yl]-phenoxy}-propyl)-pyrrolidine-2-carboxylic acid,

1-(3-{2,6-dimethyl-4-[5-((1aS,5aR)-1,1,2-trimethyl-1,1a,5,5a-tetrahydro-3-thia-cyclopropa[a]pentalen-4-yl)-[1,2,4]oxadiazol-3-yl]-phenoxy}-propyl)-pyrrolidine-3-carboxylic acid,

2-[4-(3-{2,6-dimethyl-4-[5-((1aS,5aR)-1,1,2-trimethyl-1,1a,5,5a-tetrahydro-3-thia-cyclopropa[a]pentalen-4-yl)-[1,2,4]oxadiazol-3-yl]-phenoxy}-propyl)-piperazin-1-yl]-ethanol,

2-amino-2-{2,6-dimethyl-4-[5-((1aS,5aR)-1,1,2-trimethyl-1,1a,5,5a-tetrahydro-3-thia-cyclopropa[a]pentalen-4-yl)-[1,2,4]oxadiazol-3-yl]-phenoxy-methyl}-propane-1,3-diol,

(3-{2,6-dimethyl-4-[5-((1aS,5aR)-1,1,2-trimethyl-1,1a,5,5a-tetrahydro-3-thia-cyclopropa[a]pentalen-4-yl)-[1,2,4]oxadiazol-3-yl]-phenoxy}-propyl)-isopropyl-amine,

(3-{2,6-dimethyl-4-[5-((1aS,5aR)-1,1,2-trimethyl-1,1a,5,5a-tetrahydro-3-thia-cyclopropa[a]pentalen-4-yl)-[1,2,4]oxadiazol-3-yl]-phenoxy}-propyl)-(2-ethoxy-ethyl)-amine,

2,6-dimethyl-4-[3-((1aS,5aR)-1,1,2-trimethyl-1,1a,5,5a-tetrahydro-3-thia-cyclopropa[a]pentalen-4-yl)-[1,2,4]oxadiazol-5-yl]-phenol,

2-{2,6-dimethyl-4-[3-((1aS,5aR)-1,1,2-trimethyl-1,1a,5,5a-tetrahydro-3-thia-cyclopropa[a]pentalen-4-yl)-[1,2,4]oxadiazol-5-yl]-phenoxy}-ethanol,

5 1-{2,6-dimethyl-4-[3-((1aS,5aR)-1,1,2-trimethyl-1,1a,5,5a-tetrahydro-3-thia-cyclopropa[a]pentalen-4-yl)-[1,2,4]oxadiazol-5-yl]-phenoxy}-propan-2-ol,

3-{2,6-dimethyl-4-[3-((1aS,5aR)-1,1,2-trimethyl-1,1a,5,5a-tetrahydro-3-thia-cyclopropa[a]pentalen-4-yl)-[1,2,4]oxadiazol-5-yl]-phenoxy}-propane-1,2-diol,

10 3-{2,6-dimethyl-4-[3-((1aS,5aR)-1,1,2-trimethyl-1,1a,5,5a-tetrahydro-3-thia-cyclopropa[a]pentalen-4-yl)-[1,2,4]oxadiazol-5-yl]-phenoxy}-propane-1,2-diol,

2-{2,6-dimethyl-4-[3-((1aS,5aR)-1,1,2-trimethyl-1,1a,5,5a-tetrahydro-3-thia-cyclopropa[a]pentalen-4-yl)-[1,2,4]oxadiazol-5-yl]-phenoxy-methyl}-propane-1,3-diol,
and

15 3-(3-trifluoromethyl-phenyl)-5-((1aS,5aR)-1,1,2-trimethyl-1,1a,5,5a-tetrahydro-3-thia-cyclopropa[a]pentalen-4-yl)-[1,2,4]oxadiazole.

17. A pharmaceutical composition comprising a compound according to any one of claims 1 to 16 and a pharmaceutically acceptable carrier.

20 18. A compound according to any one of claims 1 to 16, or a pharmaceutical composition according to claim 17, for use as a medicament.

19. Use of a compound according to any one of claims 1 to 16 for the preparation of a pharmaceutical composition for the prevention or treatment of diseases or
25 disorders associated with an activated immune system.

20. The use according to claim 19 for the prevention or treatment of diseases or disorders selected from the group consisting of rejection of transplanted organs selected from kidney, liver, heart and lung; graft-versus-host diseases brought
30 about by stem cell transplantation; autoimmune syndromes selected from rheumatoid arthritis, multiple sclerosis, psoriasis, psoriatic arthritis, Crohn's disease, and Hashimoto's thyroiditis; and atopic dermatitis.

INTERNATIONAL SEARCH REPORT

International application No
PCT/IB2006/050850A. CLASSIFICATION OF SUBJECT MATTER
INV. A61K31/381 C07D413/04 C07D413/14 A61K31/4245 A61P37/06

According to International Patent Classification (IPC) or to both national classification and IPC

B. FIELDS SEARCHED

Minimum documentation searched (classification system followed by classification symbols)
C07D

Documentation searched other than minimum documentation to the extent that such documents are included in the fields searched

Electronic data base consulted during the international search (name of data base and, where practical, search terms used)

EPO-Internal, CHEM ABS Data, BEILSTEIN Data, WPI Data

C. DOCUMENTS CONSIDERED TO BE RELEVANT

Category*	Citation of document, with indication, where appropriate, of the relevant passages	Relevant to claim No.
A	WO 2004/103279 A (MERCK & CO., INC; COLANDREA, VINCENT, J; DOHERTY, GEORGE, A; HALE, JEF) 2 December 2004 (2004-12-02) the whole document	1-20
A	WO 03/105771 A (MERCK & CO., INC; CHEN, WEIRONG; HALE, JEFFREY, J; LI, ZHEN; LYNCH, CH) 24 December 2003 (2003-12-24) the whole document	1-20
A	US 6 156 787 A (BROUGHTON ET AL) 5 December 2000 (2000-12-05) column 9, line 65 - column 11, line 50; claims; examples	1-20
	----- -/--	

 Further documents are listed in the continuation of Box C. See patent family annex.

* Special categories of cited documents:

- *A* document defining the general state of the art which is not considered to be of particular relevance
- *E* earlier document but published on or after the international filing date
- *L* document which may throw doubts on priority claim(s) or which is cited to establish the publication date of another citation or other special reason (as specified)
- *O* document referring to an oral disclosure, use, exhibition or other means
- *P* document published prior to the international filing date but later than the priority date claimed

- *T* later document published after the international filing date or priority date and not in conflict with the application but cited to understand the principle or theory underlying the invention
- *X* document of particular relevance; the claimed invention cannot be considered novel or cannot be considered to involve an inventive step when the document is taken alone
- *Y* document of particular relevance; the claimed invention cannot be considered to involve an inventive step when the document is combined with one or more other such documents, such combination being obvious to a person skilled in the art.
- *&* document member of the same patent family

Date of the actual completion of the international search

3 August 2006

Date of mailing of the international search report

18/08/2006

Name and mailing address of the ISA/

European Patent Office, P.B. 5818 Patentlaan 2
NL - 2280 HV Rijswijk
Tel. (+31-70) 340-2040, Tx. 31 651 epo nl,
Fax: (+31-70) 340-3016

Authorized officer

Gavriliu, D

INTERNATIONAL SEARCH REPORT

International application No
PCT/IB2006/050850

C(Continuation). DOCUMENTS CONSIDERED TO BE RELEVANT

Category*	Citation of document, with indication, where appropriate, of the relevant passages	Relevant to claim No.
A	CHRISTL M ET AL: "EINIGE VALENE VON BENZANELLIERTEN FUENFGLIEDRIGEN HETEROARENEN - SYNTHESSEN UND NMR-SPEKTREN" ANGEWANDTE CHEMIE, VCH VERLAGSGESELLSCHAFT, WEINHEIM, DE, vol. 102, no. 6, 1990, pages 704-706, XP009046282 ISSN: 0044-8249 page 705; examples 10,11 -----	1-20
P,X	WO 2006/010379 A1 (ACTELION PHARMACEUTICALS LTD., SWITZ.) 2 February 2006 (2006-02-02) the whole document -----	1-20

INTERNATIONAL SEARCH REPORT

Information on patent family members

International application No PCT/IB2006/050850

Patent document cited in search report	Publication date	Publication date	Patent family member(s)	Publication date
WO 2004103279 A	02-12-2004	AU	2004240586 A1	02-12-2004
		CA	2524867 A1	02-12-2004
		EP	1625123 A2	15-02-2006
WO 03105771 A	24-12-2003	AU	2003276043 A1	31-12-2003
		CA	2488117 A1	24-12-2003
		EP	1549640 A2	06-07-2005
		JP	2005533058 T	04-11-2005
US 6156787 A	05-12-2000	GB	2336588 A	27-10-1999
WO 2006010379 A1	02-02-2006	WO	2006010544 A2	02-02-2006