



US00D897504S

(12) **United States Design Patent**
Kang et al.

(10) **Patent No.:** **US D897,504 S**

(45) **Date of Patent:** **** Sep. 29, 2020**

(54) **SEAL MEMBER FOR USE IN SEMICONDUCTOR PRODUCTION APPARATUS**

(71) Applicant: **Valqua, Ltd.**, Tokyo (JP)
(72) Inventors: **Yong-Gu Kang**, Gojo (JP); **Nobuhiro Yoshida**, Gojo (JP)

(73) Assignee: **Valqua, Ltd.**, Tokyo (JP)

(**) Term: **15 Years**

(21) Appl. No.: **35/506,053**

(22) Filed: **May 14, 2018**

(80) **Hague Agreement Data**

Int. Filing Date: **May 14, 2018**

Int. Reg. No.: **DM/101921**

Int. Reg. Date: **May 14, 2018**

Int. Reg. Pub. Date: **Nov. 16, 2018**

(30) **Foreign Application Priority Data**

Nov. 17, 2017 (JP) 2017-025719
Nov. 17, 2017 (JP) 2017-025720
Nov. 17, 2017 (JP) 2017-025721
Nov. 17, 2017 (JP) 2017-025722

(51) **LOC (12) Cl.** **23-01**

(52) **U.S. Cl.**
USPC **D23/269**
CPC **F16J 15/025** (2013.01)

(58) **Field of Classification Search**
USPC D23/269, 262; D25/48.2, 122, 164;
277/351–359, 504, 562, 563, 572,
277/361–364, 381, 606, 616, 314, 382,
277/394, 395
CPC F16J 15/025; F16J 15/064
See application file for complete search history.

(56) **References Cited**

U.S. PATENT DOCUMENTS

1,805,442 A * 5/1931 Wallfisch F16G 5/00
474/238
4,226,431 A * 10/1980 Jelinek B62D 5/24
277/354
4,560,174 A * 12/1985 Bisi B62D 55/088
277/382
4,834,398 A * 5/1989 Guzowski F16L 17/035
277/624

(Continued)

FOREIGN PATENT DOCUMENTS

CN 304042303 S 2/2017
CN 304352668 S 11/2017

(Continued)

Primary Examiner — Richard E Chilcot
(74) *Attorney, Agent, or Firm* — The Webb Law Firm

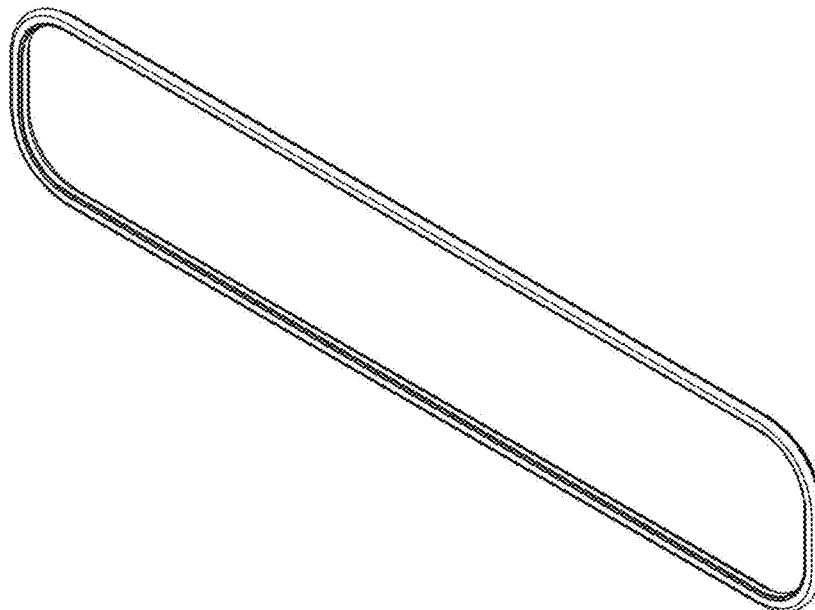
(57) **CLAIM**

The ornamental design for seal member for use in semiconductor production apparatus, as shown and described.

DESCRIPTION

1.1 is a perspective view of a seal member for use in semiconductor production apparatus, showing our new design;
1.2 is a front elevation view thereof;
1.3 is a rear elevation view thereof;
1.4 is a left side elevation view thereof;
1.5 is a right side elevation view thereof;
1.6 is a top view thereof;
1.7 is a bottom view thereof;
1.8 is a cross-sectional view thereof;
1.9 is an enlarged cross-sectional view of a portion thereof; and
1.10 is a cross-sectional view thereof in a condition of use. The broken lines shown in Reproduction **1.10** are for the purposes of illustrating environmental structure and form no part of the claimed design.

1 Claim, 6 Drawing Sheets



(56)

References Cited

U.S. PATENT DOCUMENTS

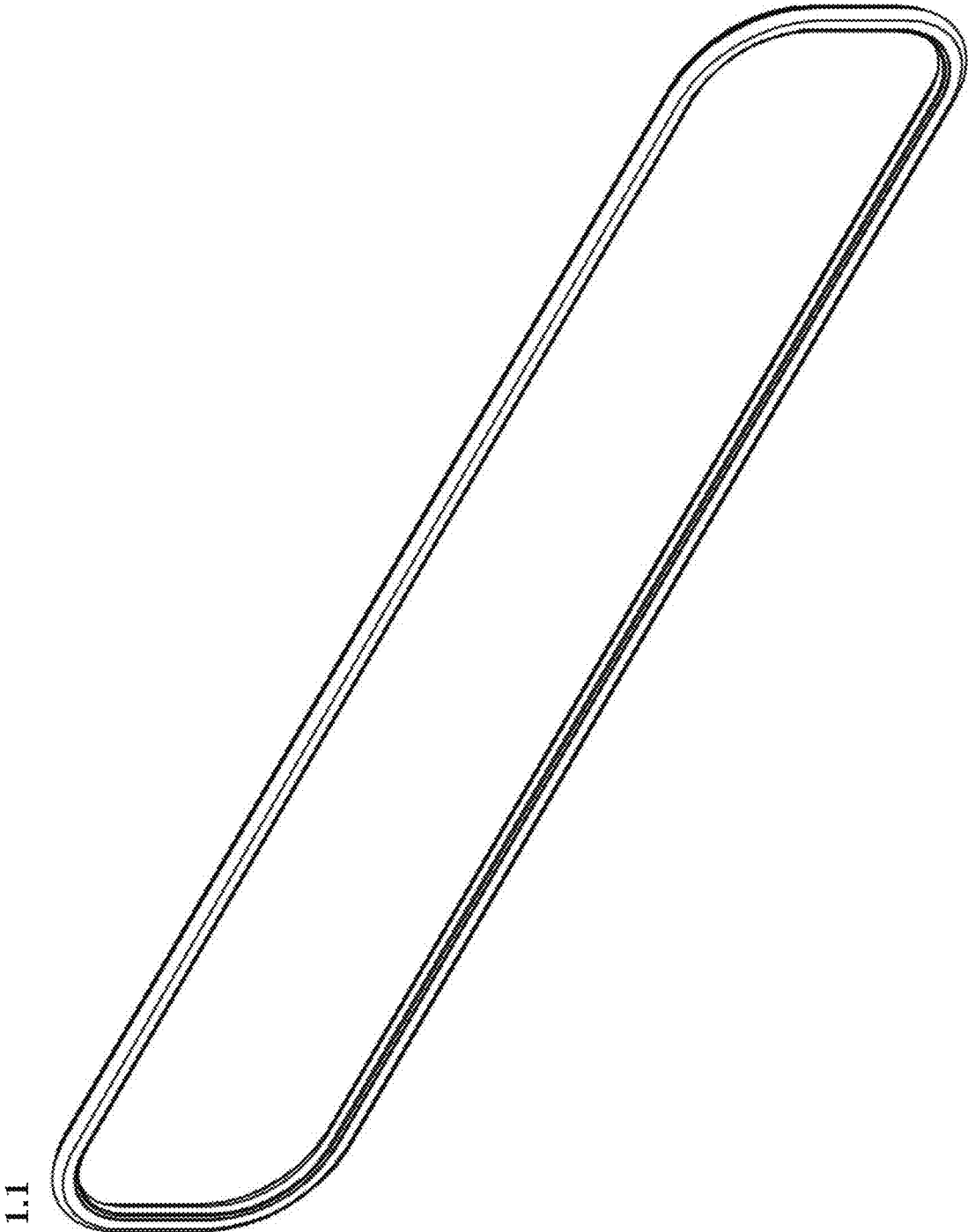
4,946,410 A * 8/1990 Haman B63H 23/321
277/351
D323,024 S * 1/1992 Petersson D23/269
D442,609 S * 5/2001 Quantz D15/123
D572,348 S * 7/2008 Arosio D15/5
D582,436 S * 12/2008 Shimomura D15/7
D582,437 S * 12/2008 Shimomura D15/7
D582,438 S * 12/2008 Shimomura D15/7
D582,439 S * 12/2008 Shimomura D15/7
D582,440 S * 12/2008 Shimomura D15/7
D582,441 S * 12/2008 Shimomura D15/7
D614,271 S * 4/2010 Weston D23/269
D616,966 S * 6/2010 Angell D23/262
D631,066 S * 1/2011 Itadani D15/9
D633,991 S * 3/2011 Nakagawa D23/269
D655,401 S * 3/2012 Muramatsu D23/269
D655,797 S * 3/2012 Muramatsu D23/269
D690,336 S * 9/2013 Gjertsen D15/144
8,608,173 B2 * 12/2013 Ryan F16J 15/0887
277/312
D722,621 S * 2/2015 Gray D15/28
D802,723 S * 11/2017 Miyamoto D23/269
D822,181 S * 7/2018 Nakagawa D23/269
D837,685 S * 1/2019 Miki D11/200
D848,585 S * 5/2019 Yamamoto D23/269
D848,586 S * 5/2019 Yamamoto D23/269
D849,211 S * 5/2019 Yamamoto D23/269
D864,361 S * 10/2019 Kim D23/269
D871,561 S * 12/2019 Kang D23/269
2005/0001195 A1 * 1/2005 Blease F16J 15/104
251/171
2009/0026717 A1 * 1/2009 Tsuji F16K 51/02
277/650

2011/0018211 A1 * 1/2011 Tsuji F16J 15/025
277/628
2011/0169229 A1 * 7/2011 Hamade F16J 15/104
277/650
2015/0279706 A1 * 10/2015 Nakagawa F16J 15/128
277/641

FOREIGN PATENT DOCUMENTS

TW M282946 U 12/2005
TW D127505 S 2/2009
TW D127506 S 2/2009
TW D127507 S 2/2009
TW D127508 S 2/2009
TW M379164 U 4/2010
TW D143035 S 10/2011
TW M428159 U 5/2012
TW D149670 S 10/2012
TW D149671 S 10/2012
TW D149672 S 10/2012
TW D150427 S 11/2012
TW M479515 U 6/2014
TW D163769 S 10/2014
TW D164826 S 12/2014
TW D164827 S 12/2014
TW M499393 U 4/2015
TW M1499369 U 4/2015
TW D180126 S 12/2016
TW D180127 S 12/2016
TW D180128 S 12/2016
TW D180129 S 12/2016
TW D181453 S 2/2017
TW D181454 S 2/2017
TW D183422 S 6/2017
TW D183446 S 6/2017
TW D185712 S 10/2017
TW D185713 S 10/2017
TW D185714 S 10/2017

* cited by examiner




1.2




1.3




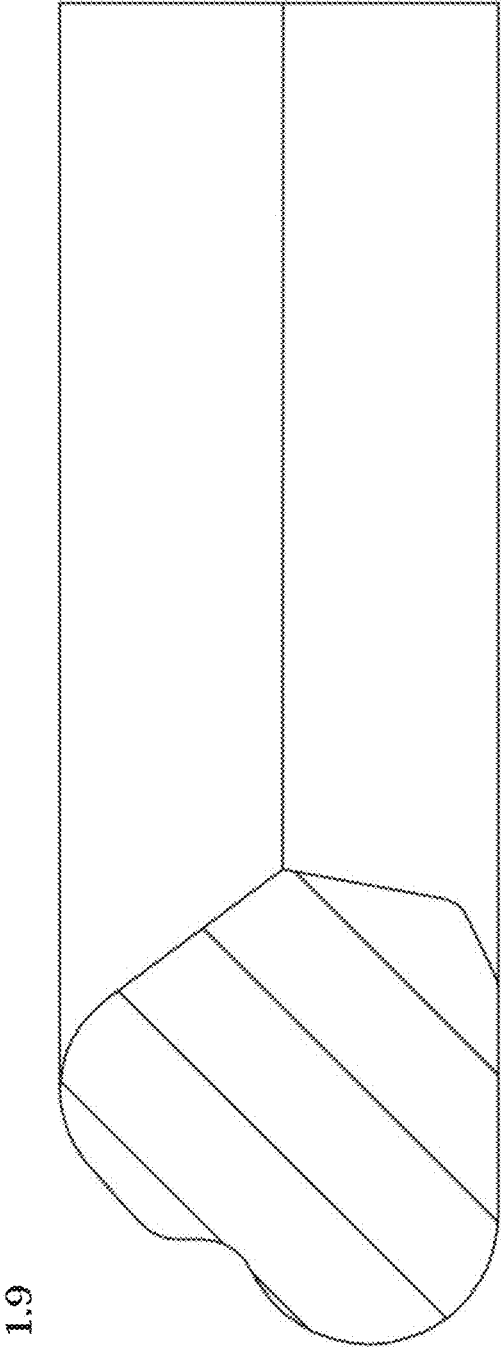


1.6



1.7





1.10

