



US00D572408S

(12) **United States Design Patent**
Nishizawa

(10) **Patent No.:** **US D572,408 S**

(45) **Date of Patent:** **** Jul. 1, 2008**

(54) **ELECTRIC SHAVER**

D514,745 S * 2/2006 Nishizawa D28/49
D549,874 S * 8/2007 Nishizawa D28/51

(75) Inventor: **Tsuyoshi Nishizawa**, Yokohama (JP)

* cited by examiner

(73) Assignee: **Matsushita Electric Works, Ltd.**,
Osaka (JP)

Primary Examiner—Jennifer Rivard

(74) *Attorney, Agent, or Firm*—Osha Liang LLP

(**) Term: **14 Years**

(21) Appl. No.: **29/292,232**

(57) **CLAIM**

(22) Filed: **Oct. 3, 2007**

The ornamental design for an electric shaver, as shown and described.

(30) **Foreign Application Priority Data**

DESCRIPTION

Apr. 3, 2007 (JP) 2007-008699

FIG. 1 is a perspective view of front, left side and top plan view of an electric shaver showing our new design;

(51) **LOC (8) Cl.** **28-03**

FIG. 2 is a front view thereof;

(52) **U.S. Cl.** **D28/49**

FIG. 3 is a rear view thereof;

(58) **Field of Classification Search** D28/49-54;
30/32, 34.05, 34.1, 34.2, 43-43.92, 44-45,
30/48-50, 526-533

FIG. 4 is a right side view thereof;

FIG. 5 is a left side view thereof;

See application file for complete search history.

FIG. 6 is a top plan view thereof;

FIG. 7 is a bottom plan view thereof; and,

(56) **References Cited**

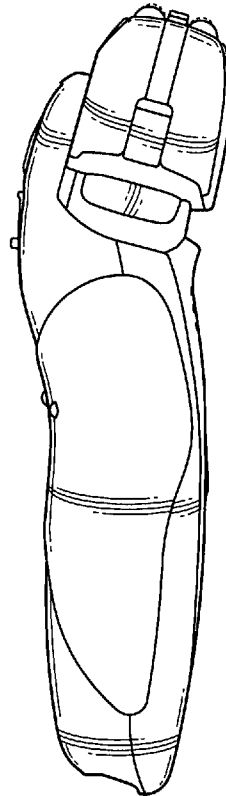
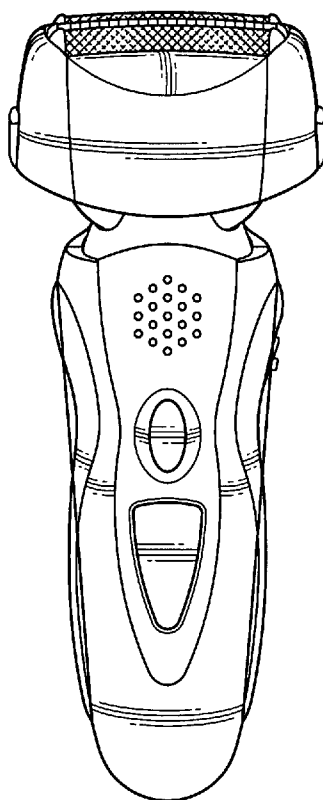
FIG. 8 is a cross-sectional view taken along line 8—8 in FIG. 5, within the boundaries indicated by the section 9—9.

U.S. PATENT DOCUMENTS

The elements shown in broken lines are for illustrative purposes only and form no part of the claimed invention.

- D511,398 S * 11/2005 Nishizawa D28/49
- D511,590 S * 11/2005 Nishizawa D28/49
- D512,183 S * 11/2005 Nagano et al. D28/51
- D513,541 S * 1/2006 Nishizawa D28/49
- D514,254 S * 1/2006 Nishizawa D28/49

1 Claim, 4 Drawing Sheets



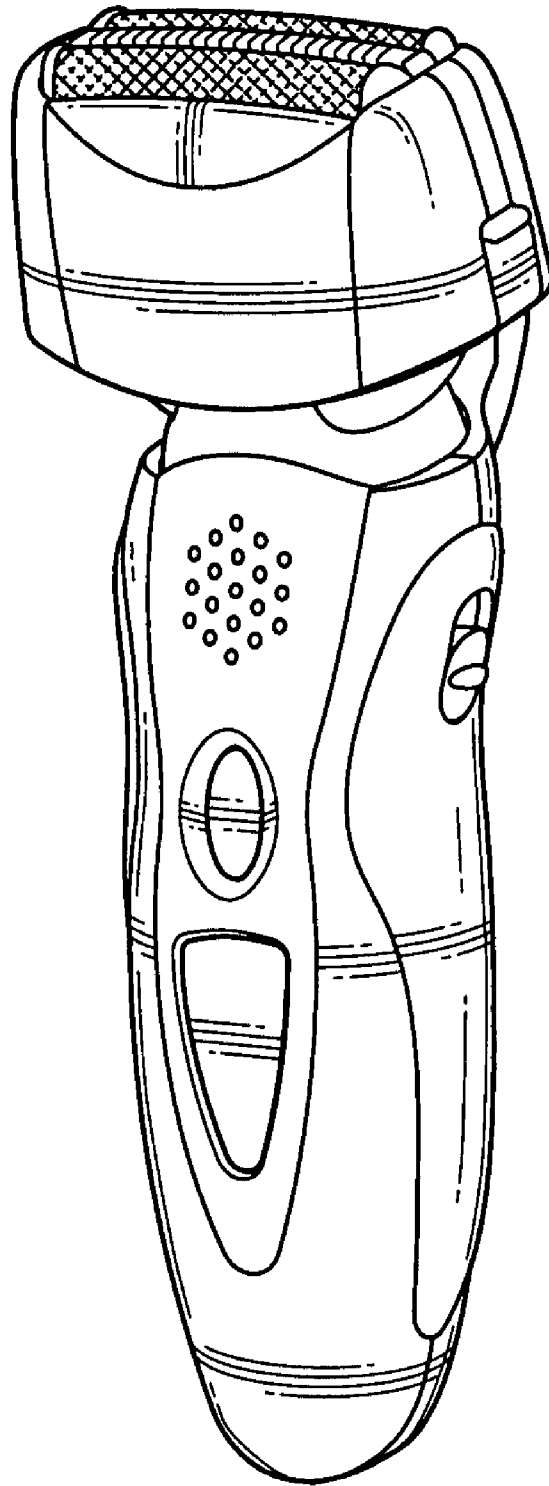


FIG. 1

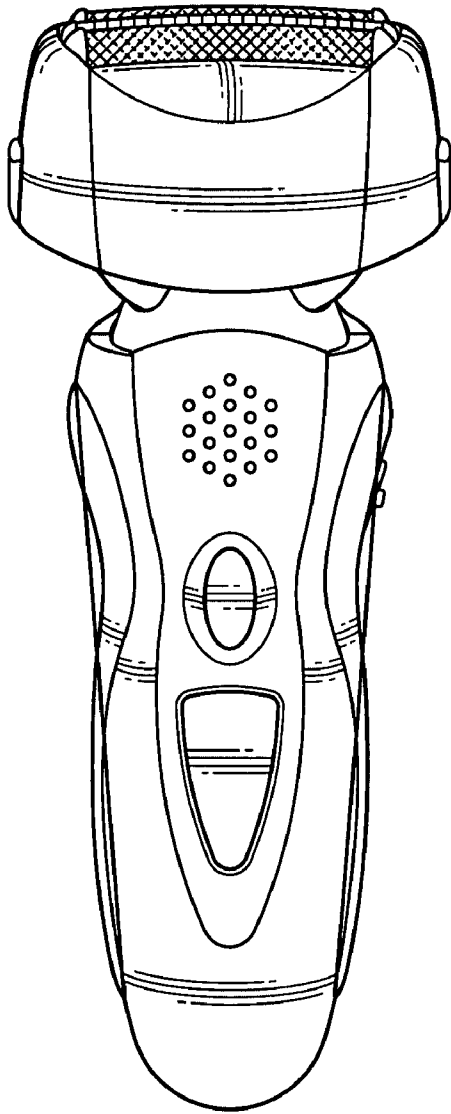


FIG. 2

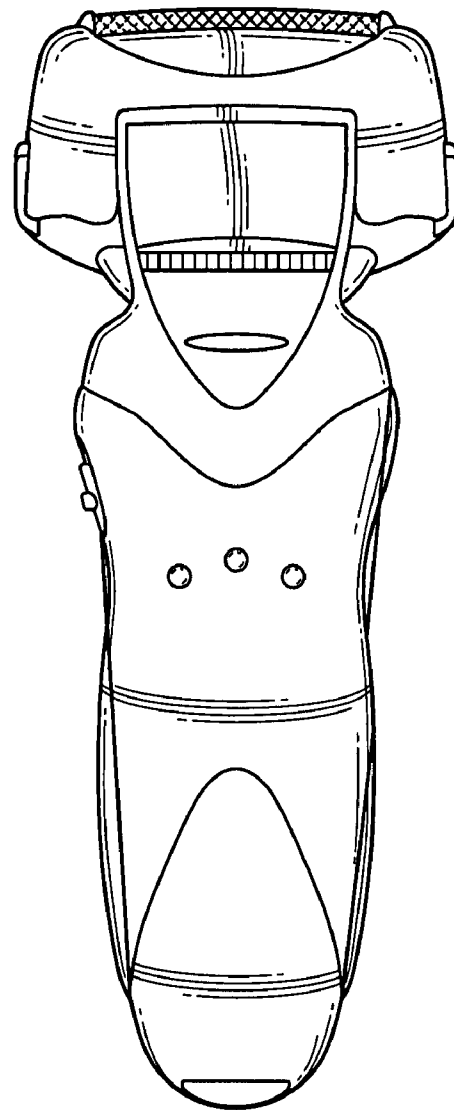


FIG. 3

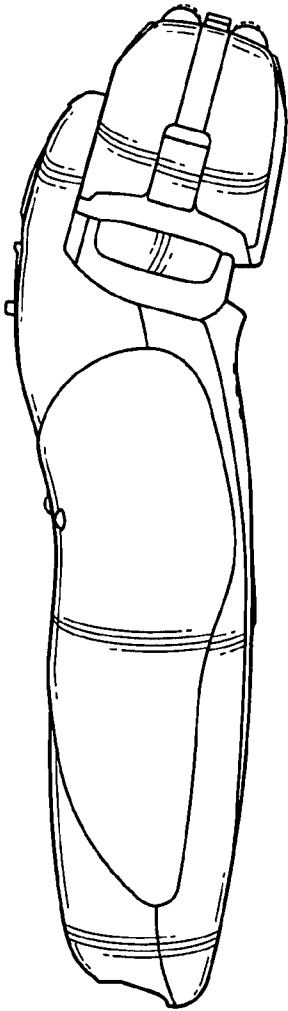


FIG. 4

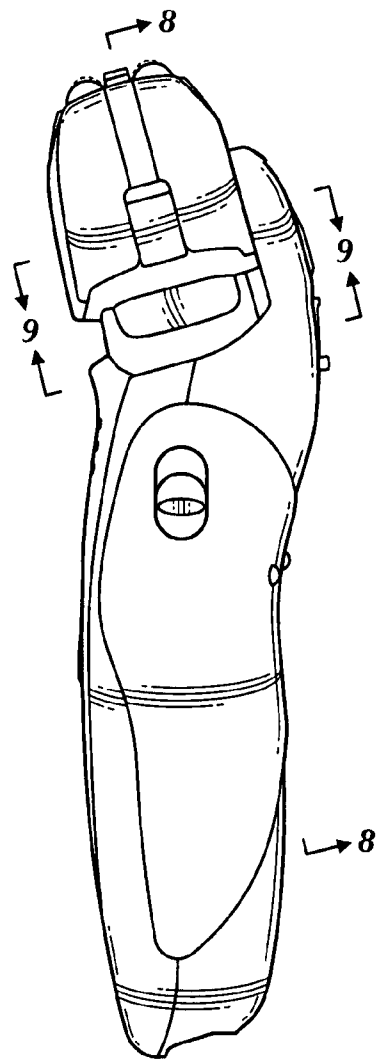


FIG. 5

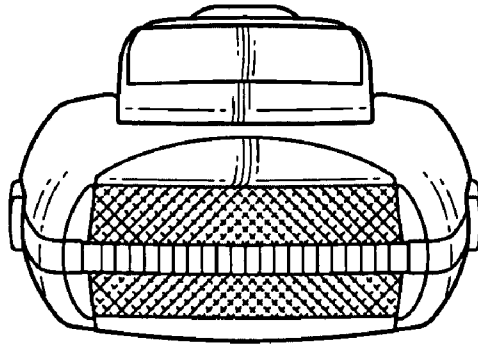


FIG. 6

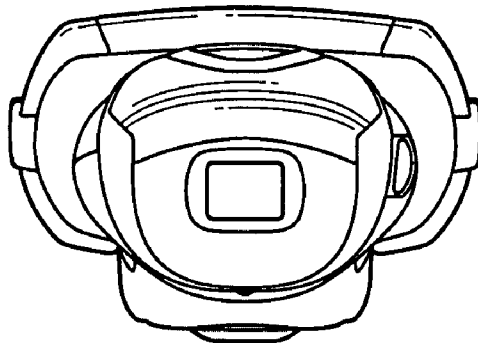


FIG. 7




FIG. 8

UNITED STATES PATENT AND TRADEMARK OFFICE
CERTIFICATE OF CORRECTION

PATENT NO. : Des. 572,408 S
APPLICATION NO. : 29/292232
DATED : July 1, 2008
INVENTOR(S) : Tsuyoshi Nishizawa

Page 1 of 1

It is certified that error appears in the above-identified patent and that said Letters Patent is hereby corrected as shown below:

On the Title Page:

Item (57) Description, line 5, "Figure 4 is a right side view thereof;"
should be --**Figure 4 is a left side view thereof;**--.

On the Title Page Item (57) Description, line 6, "Figure 5 is a left side view thereof;" should be --**Figure 5 is a right side view thereof;**--.

Signed and Sealed this

Thirtieth Day of September, 2008

A handwritten signature in black ink, reading "Jon W. Dudas". The signature is stylized, with a large loop for the letter 'J' and a distinct 'D'.

JON W. DUDAS
Director of the United States Patent and Trademark Office