



US00D821118S

(12) **United States Design Patent**
Chiao et al.

(10) **Patent No.:** **US D821,118 S**
(45) **Date of Patent:** **** Jun. 26, 2018**

- (54) **GARAGE CABINET ASSEMBLY**
- (71) Applicant: **Trinity International Industries, LLC**,
Carson, CA (US)
- (72) Inventors: **Jerry Chiao**, Newark, CA (US);
Cze-Chao Tam, Palos Verdes, CA
(US); **Yuan-Luen Chuang**, Ortonville,
MI (US)
- (73) Assignee: **Trinity International Industries,**
L.L.C., Carson, CA (US)
- (**) Term: **15 Years**

4,078,342	A *	3/1978	Cohen	A47B 77/02	312/198
5,368,380	A *	11/1994	Mottmiller	A47B 47/0075	312/111
D384,846	S *	10/1997	Zaidman	D6/384	D6/662.1
D458,048	S *	6/2002	Camfferman	D6/671.2	D6/661
D478,433	S *	8/2003	Woods	D6/653.1	D6/672
D479,411	S *	9/2003	Nielsen	D6/672	D6/642
D576,421	S *	9/2008	Grabowski	D6/384	D6/671.2
D591,979	S *	5/2009	Singler	D6/661	D6/661
D602,282	S *	10/2009	Lulloff	D6/660	D6/671.1
D679,115	S *	4/2013	Chavez		
D679,116	S *	4/2013	Evangelidis		
D686,437	S *	7/2013	Johnson		
D801,728	S *	11/2017	Reyes		
D807,085	S *	1/2018	Vandenham		

* cited by examiner

- (21) Appl. No.: **29/605,810**
- (22) Filed: **May 30, 2017**
- (51) **LOC (11) Cl.** **06-04**
- (52) **U.S. Cl.** **D6/671**
USPC **D6/671**
- (58) **Field of Classification Search**
USPC D6/384, 642, 651.2, 653.1, 660, 661,
D6/662, 662.1, 664, 671, 671.1, 671.2,
D6/672, 718.4; D23/286
CPC A47B 47/05; A47B 77/02; A47B 2230/15;
E04H 1/005
See application file for complete search history.

Primary Examiner — Kevin K Rudzinski
Assistant Examiner — Paul D Bohannon
(74) *Attorney, Agent, or Firm* — Innovation Capital Law
Group, LLP; Vic Lin

(57) **CLAIM**

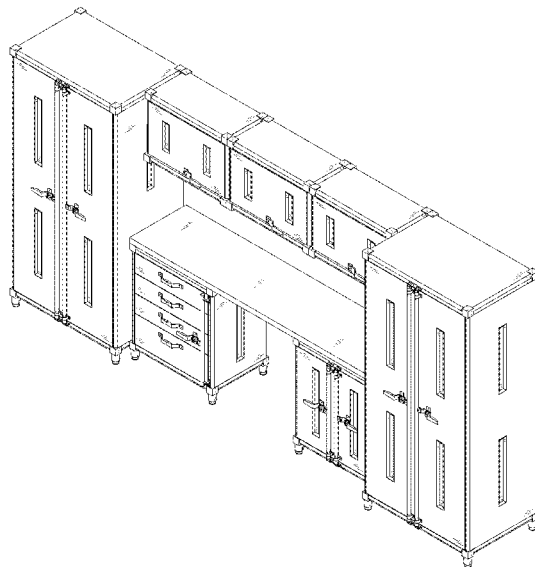
The ornamental design for a garage cabinet assembly, as shown and described.

DESCRIPTION

FIG. 1 is a front perspective view of a garage cabinet assembly; FIG. 2 is a rear perspective view thereof; FIG. 3 is a front elevation view thereof; FIG. 4 is a rear elevation view thereof; FIG. 5 is a right elevation view thereof; FIG. 6 is a left elevation view thereof; FIG. 7 is a top plan view thereof; and, FIG. 8 is a bottom plan view thereof.

1 Claim, 7 Drawing Sheets

- (56) **References Cited**
U.S. PATENT DOCUMENTS
D144,029 S * 3/1946 Broadbent 312/198
3,879,096 A * 4/1975 Blodee A47B 47/05
312/257.1
3,926,486 A * 12/1975 Sasnett A47B 77/02
312/198
3,971,605 A * 7/1976 Sasnett A47B 77/02
312/198



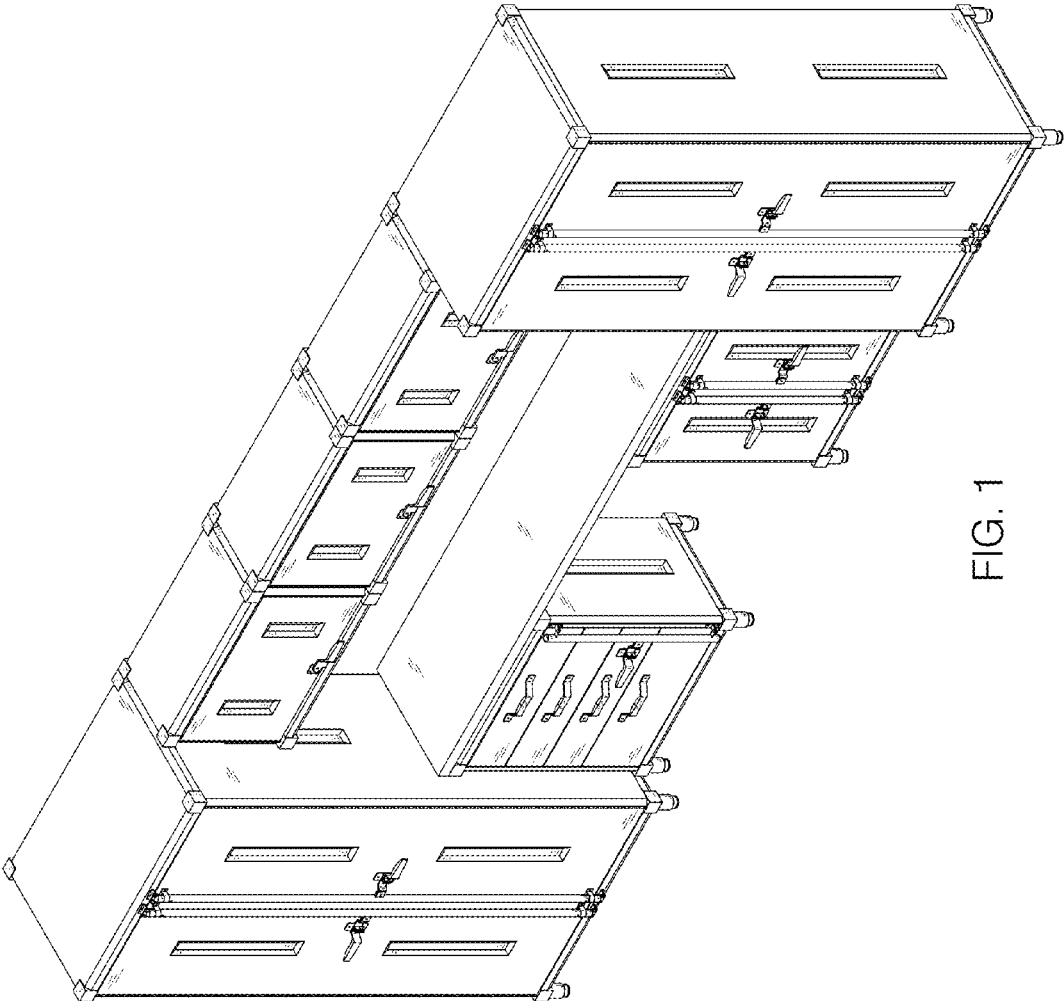


FIG. 1

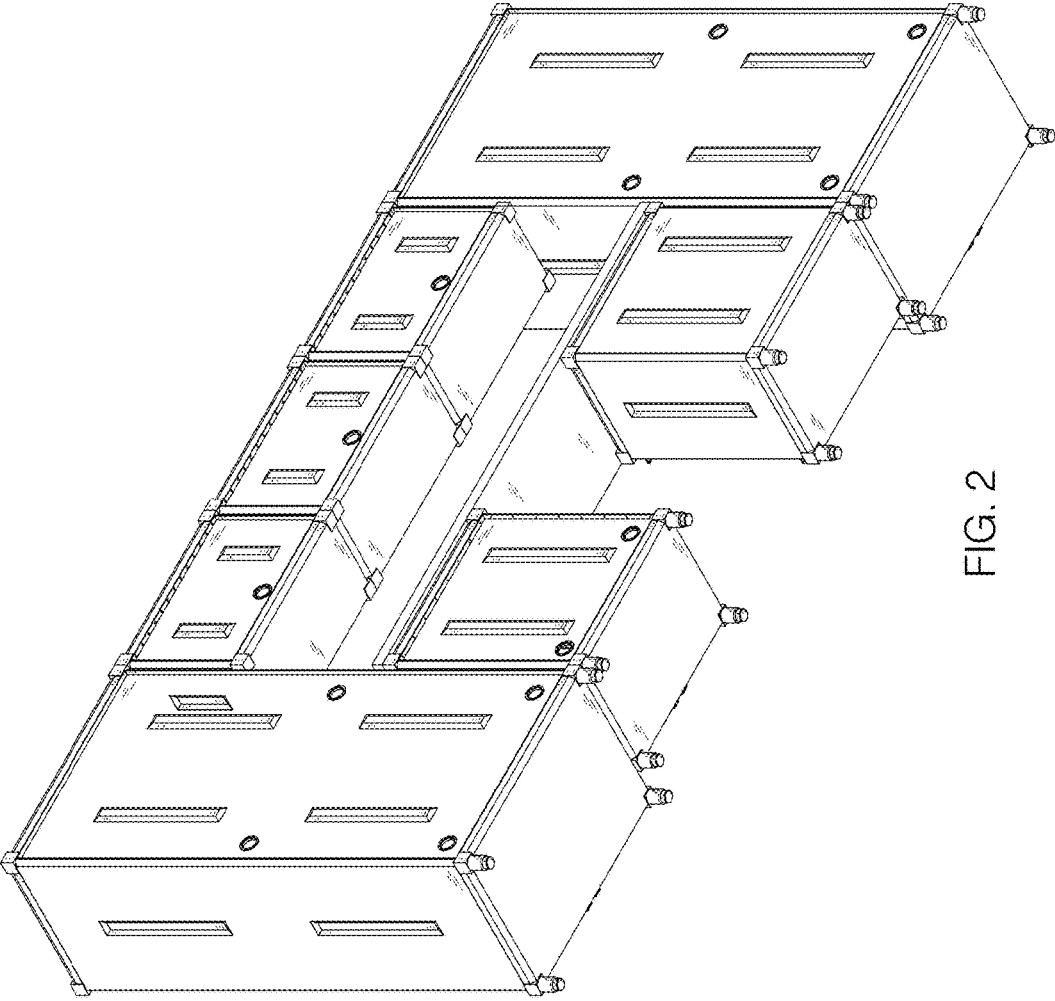


FIG. 2

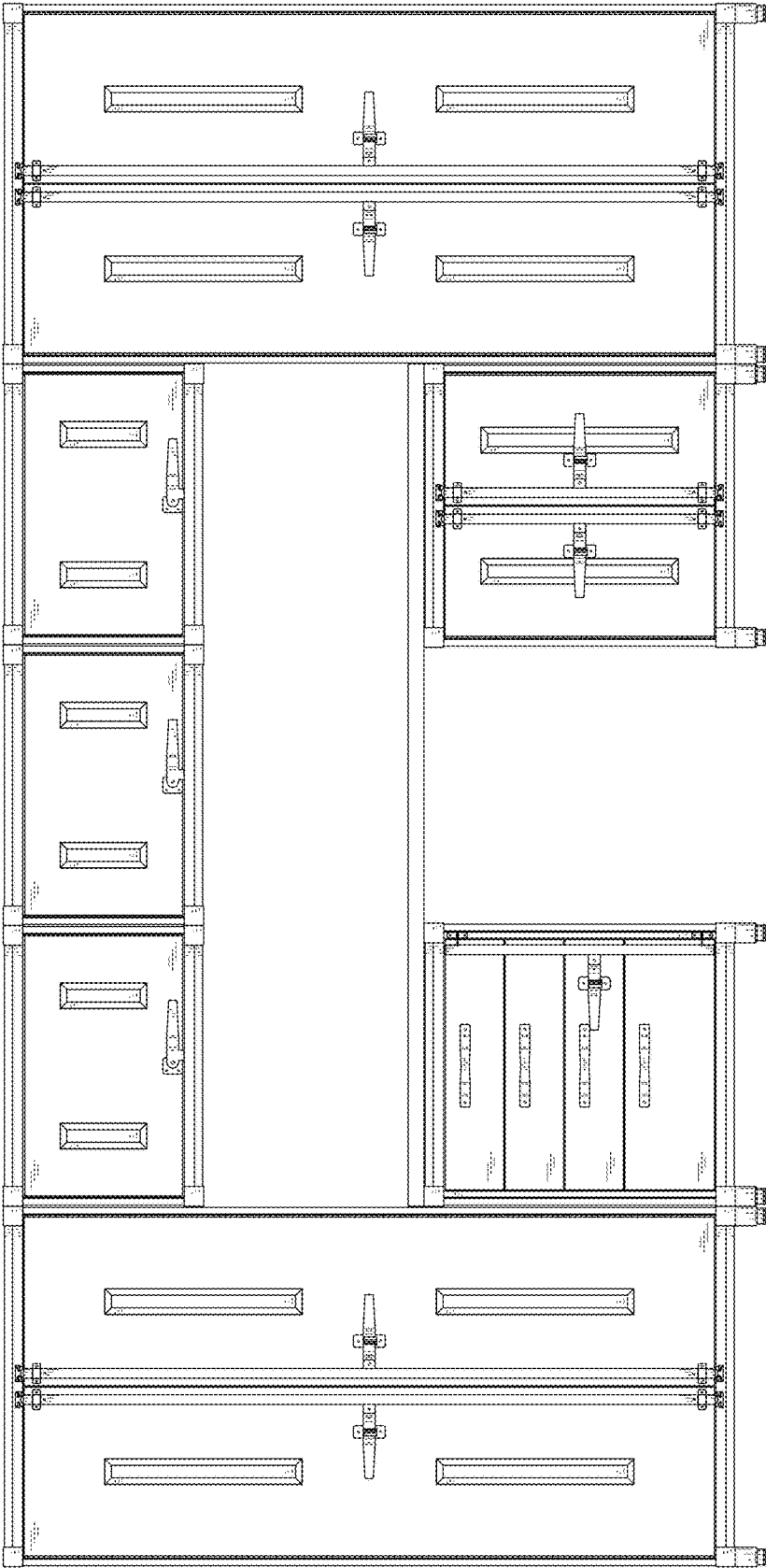


FIG. 3




FIG. 4

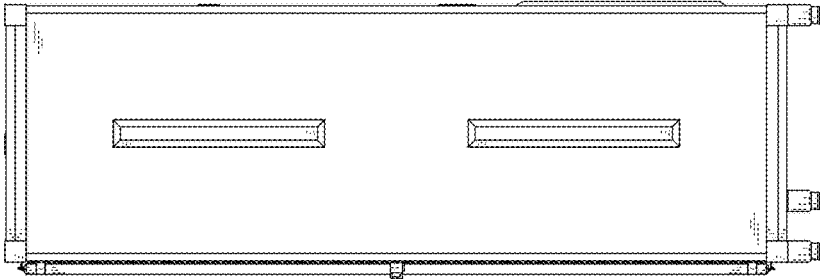


FIG. 6

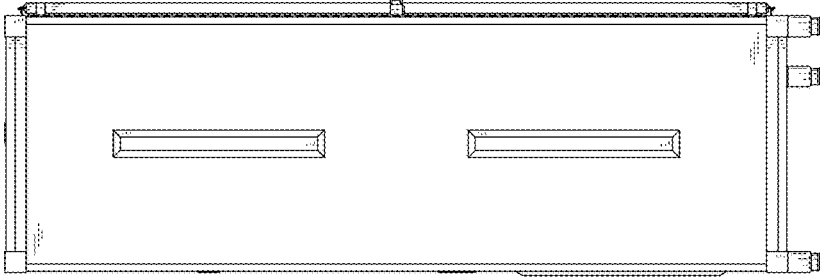


FIG. 5

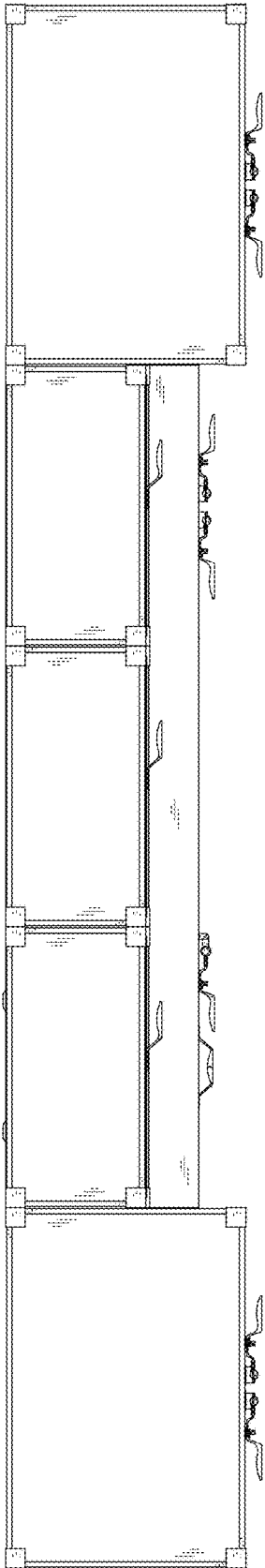


FIG. 7




FIG. 8