



(12) **United States Design Patent**
Collins

(10) **Patent No.:** **US D597,300 S**
(45) **Date of Patent:** **** Aug. 4, 2009**

(54) **SMOKELESS TOBACCO CONTAINER
HOLDER**

(57) **CLAIM**

(75) Inventor: **Donald W. Collins**, Vancouver, WA (US)

The ornamental design for a smokeless tobacco container holder, substantially as shown and described.

(73) Assignee: **DWC Enterprises, LLC**, Vancouver, WA (US)

DESCRIPTION

(**) Term: **14 Years**

FIG. 1 is a front and left side perspective view of a smokeless tobacco container holder showing my new design, with the holder in a closed configuration;

(21) Appl. No.: **29/312,336**

FIG. 2 is a front elevation thereof.

(22) Filed: **Oct. 14, 2008**

FIG. 3 is a rear elevation thereof.

(51) **LOC (9) Cl.** **03-01**

FIG. 4 is a top view thereof.

(52) **U.S. Cl.** **D3/215; D27/186**

FIG. 5 is a bottom view thereof.

(58) **Field of Classification Search** D3/215,
D3/226, 228–230, 243, 299; D27/172, 183,
D27/186–187, 189–191; 224/163, 247, 240,
224/675, 677, 681, 683, 901.4, 901.6; 206/37–38,
206/236, 242, 248, 260; 24/3.7, 163 K
See application file for complete search history.

FIG. 6 is a right side elevation thereof, the left side being a mirror image of the right side.

FIG. 7 is a front and left side perspective view, showing the holder in a partially open configuration;

FIG. 8 is a front and left side perspective view, showing the holder in an open configuration;

(56) **References Cited**

U.S. PATENT DOCUMENTS

1,777,543	A *	10/1930	Bashe et al.	24/3.7
D237,428	S *	11/1975	Baker	D3/226
3,949,916	A *	4/1976	Yount	224/240
D263,767	S *	4/1982	Sogoian et al.	D3/230
D271,061	S *	10/1983	Zimmerman	D3/229
4,562,620	A *	1/1986	Oliver, Jr.	24/163 K
D387,897	S *	12/1997	Yorke et al.	D3/215
D548,957	S *	8/2007	Lowe	D3/215
D559,531	S *	1/2008	Koppe et al.	D3/215

FIG. 9 is a front elevation of the holder in the open configuration of FIG. 8.

FIG. 10 is a rear elevation of the holder in the open configuration of FIG. 8.

FIG. 11 is a right side elevation of the holder in the open configuration of FIG. 8, the left side being a mirror image of the right side.

FIG. 12 is a top view of the holder in the open configuration of FIG. 8; and,

FIG. 13 is a bottom view of the holder in the open configuration of FIG. 8.

In all Figures, shading accords to the lighting convention described in 37 C.F.R. §1.84(m).

The broken line showing of environment in the drawings is included for the purpose of illustrating only and forms no part of the claimed design.

Environment is indicated by “dash-double-dot” lines in all Figures. In FIGS. 3 and 10, lines having solid portions and remaining, broken portions indicate, respectively, portions of the claimed design, and environment.

* cited by examiner

Primary Examiner—Catherine R Oliver
(74) *Attorney, Agent, or Firm*—Portland Intellectual Property, LLC; Garth Janke

1 Claim, 5 Drawing Sheets

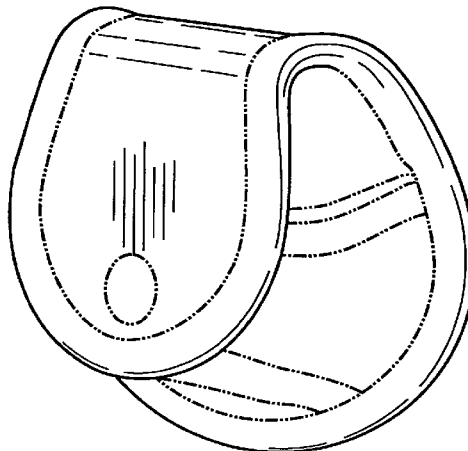


Fig. 1

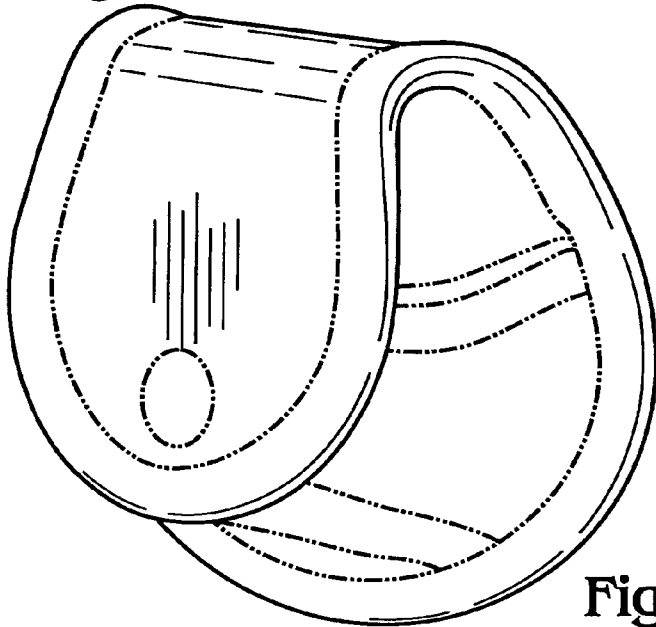


Fig. 2

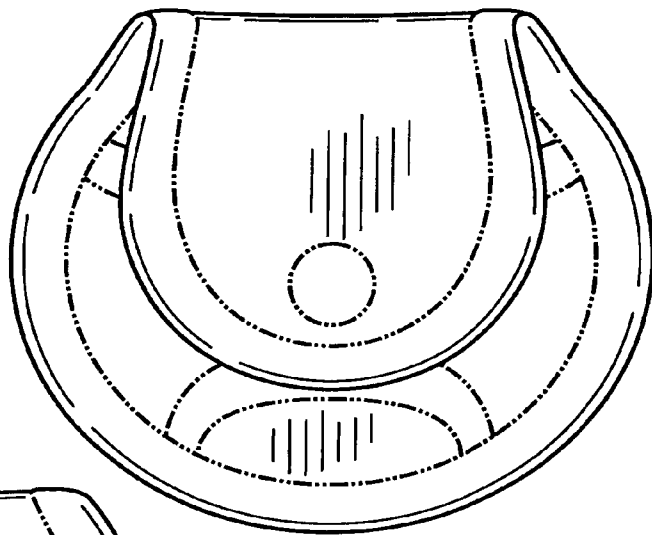


Fig. 3

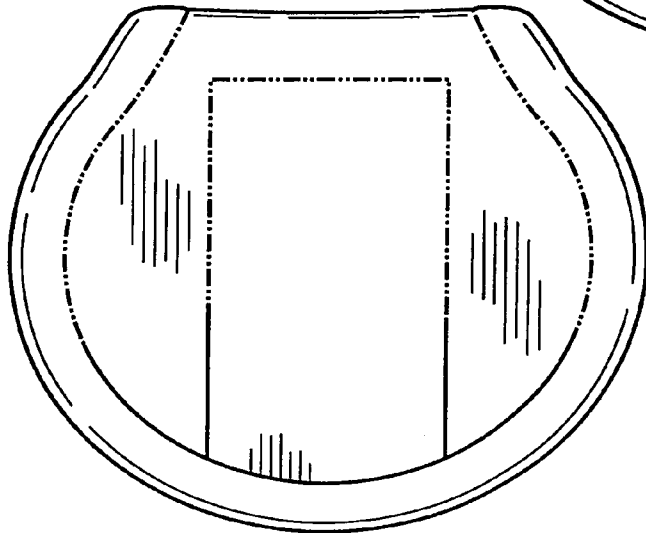


Fig. 4

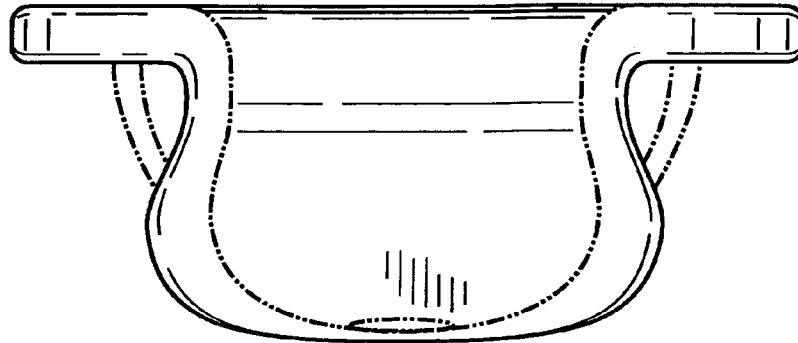


Fig. 5

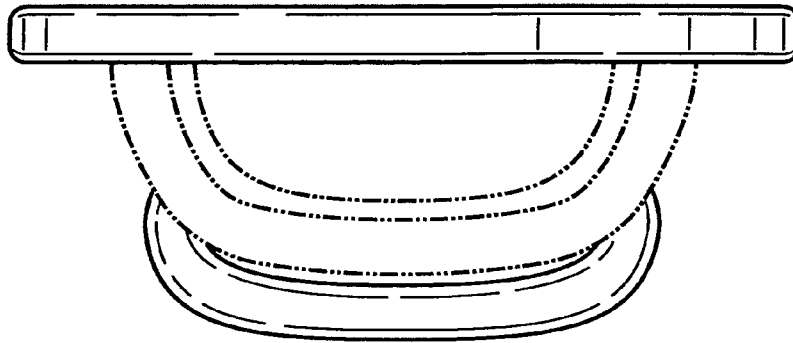
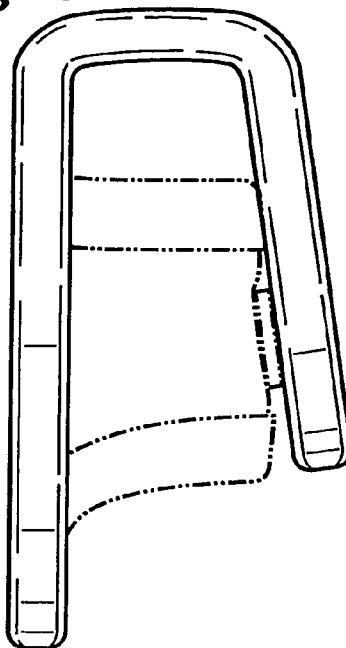


Fig. 6



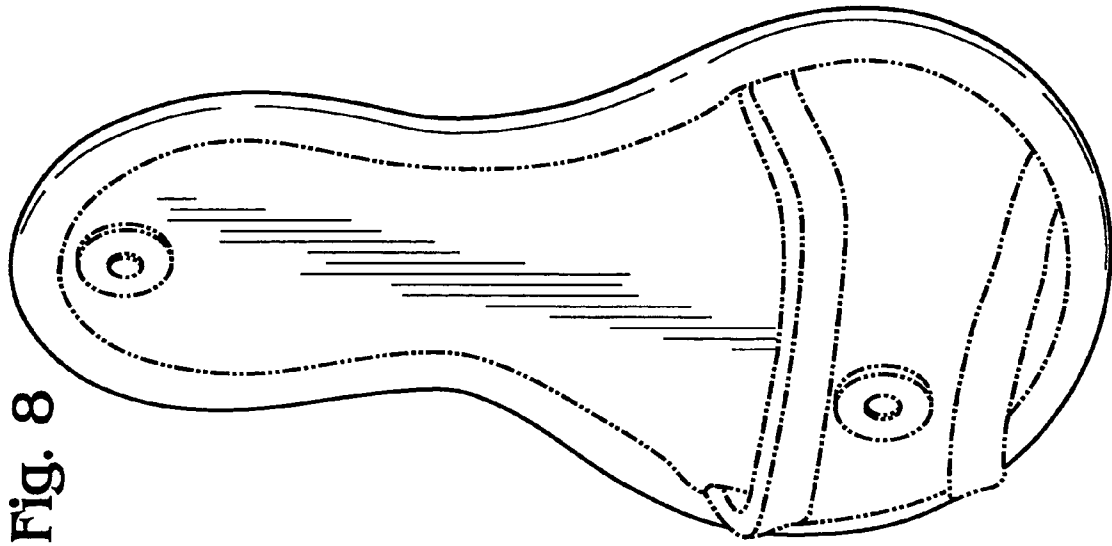


Fig. 8

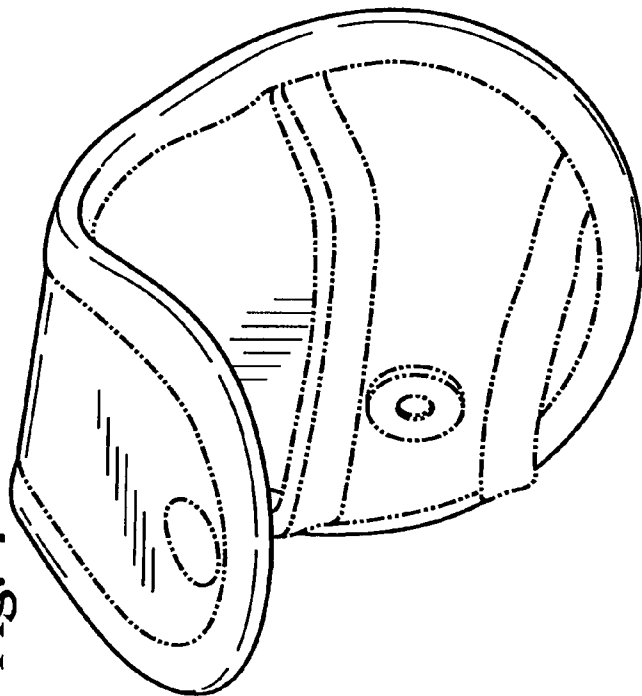


Fig. 7

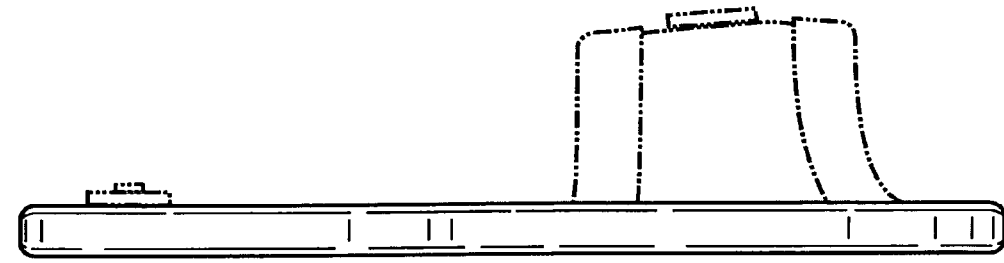


Fig. 11

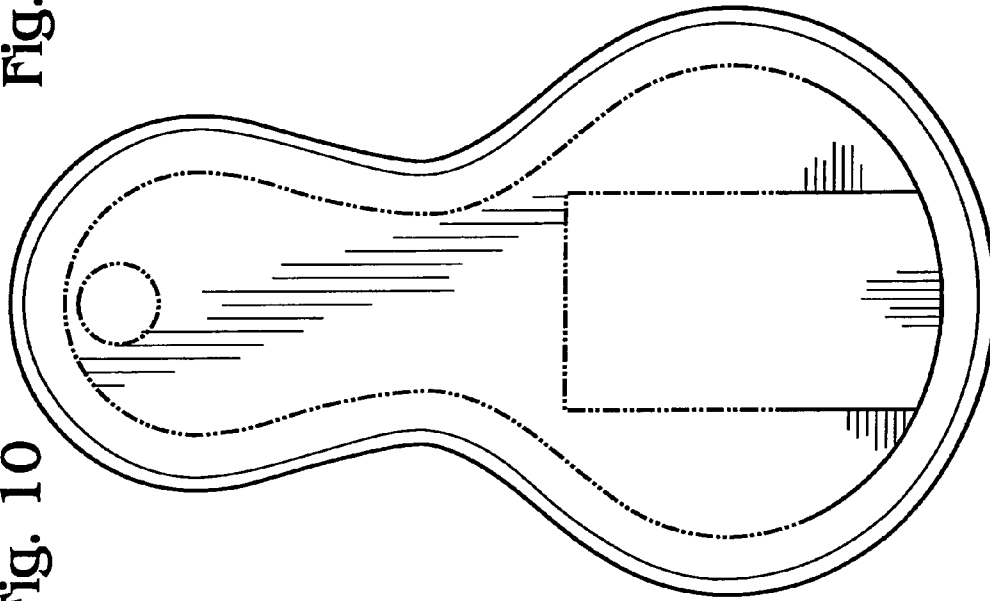


Fig. 10

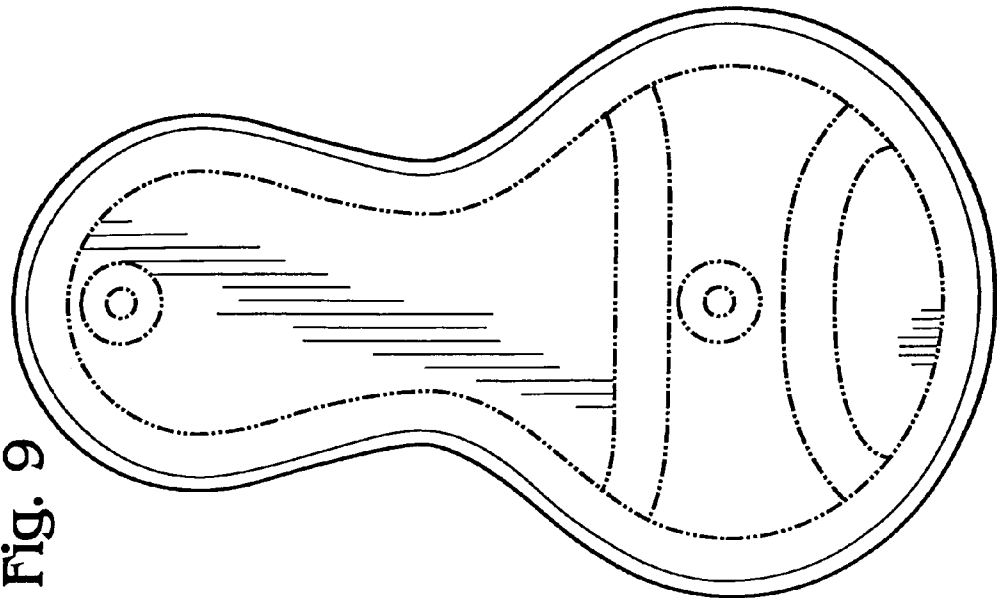


Fig. 9

Fig. 12

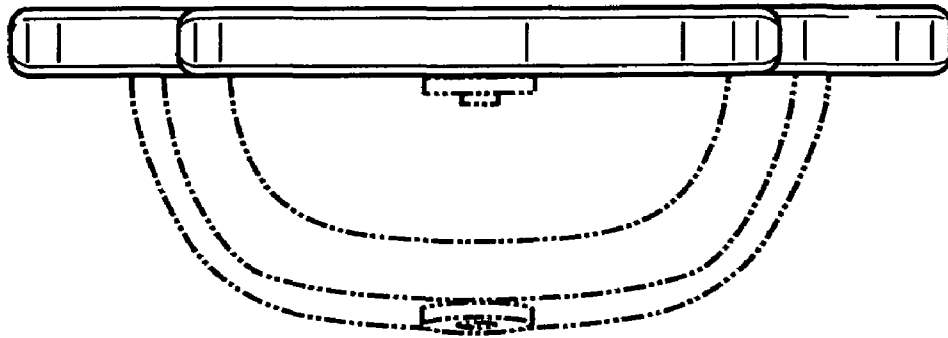


Fig. 13

