

(12) STANDARD PATENT
(19) AUSTRALIAN PATENT OFFICE

(11) Application No. **AU 2019355834 B2**

(54) Title
Systems and methods for cryptographic authentication of contactless cards

(51) International Patent Classification(s)
G06F 21/31 (2013.01) **G06F 21/43** (2013.01)
G06F 21/34 (2013.01) **G06F 21/71** (2013.01)
G06F 21/35 (2013.01) **H04L 9/00** (2006.01)

(21) Application No: **2019355834** (22) Date of Filing: **2019.09.30**

(87) WIPO No: **WO20/072353**

(30) Priority Data

(31) Number	(32) Date	(33) Country
16/351,401	2019.03.12	US
62/740,352	2018.10.02	US
16/205,119	2018.11.29	US

(43) Publication Date: **2020.04.09**

(44) Accepted Journal Date: **2023.08.03**

(71) Applicant(s)
Capital One Services, LLC

(72) Inventor(s)
NEWMAN, Kaitlin;HAYNES, Kimberly;CRANK, Charles Nathan;COGSWELL, Andrew;HART, Colin;RULE, Jeffrey;MOSSLER, Lara;GULATI, Latika;BENKREIRA, Abdelkader;CUNNINGHAM, Sarah Jane;BERMUDEZ, Sophie;MOSSOBA, Michael;LUTZ, Wayne

(74) Agent / Attorney
Spruson & Ferguson, GPO Box 3898, Sydney, NSW, 2001, AU

(56) Related Art
CHEN ZHUO: "Key architecture and Updating Protocols in large-scale Card-based Access Control Systems", 1 August 2012 (2012-08-01), pages 1 - 81, [retrieved on 20220831]
US 2011/0154029 A1
US 2018/0157316 A1
WO 2018/118162 A1
US 2017/0228531 A1
EP 2876538 A1



(51) International Patent Classification:

G06F 21/31 (2013.01) G06F 21/43 (2013.01)
G06F 21/34 (2013.01) G06F 21/71 (2013.01)
G06F 21/35 (2013.01) H04L 9/00 (2006.01)

(21) International Application Number:

PCT/US2019/053794

(22) International Filing Date:

30 September 2019 (30.09.2019)

(25) Filing Language:

English

(26) Publication Language:

English

(30) Priority Data:

62/740,352 02 October 2018 (02.10.2018) US
16/205,119 29 November 2018 (29.11.2018) US
16/351,401 12 March 2019 (12.03.2019) US

(71) Applicant: CAPITAL ONE SERVICES, LLC [US/US];
1680 Capital One Drive, McLean, VA 22102 (US).

(72) Inventors: NEWMAN, Kaitlin; 1717 Lamont Street NW,
Washington, DC 20010 (US). HAYNES, Kimberly; 1539

Twisted Oak Drive, Reston, VA 20194 (US). CRANK, Charles, Nathan; 2408 Colwyn Road, Henrico, VA 23229 (US). COGSWELL, Andrew; 3208 Crossings Way, Midlothian, VA 23113 (US). HART, Colin; 2604 S Adams Street, Arlington, VA 22206 (US). RULE, Jeffrey; 3906 Laird Place, Chevy Chase, MD 20815 (US). MOSSLER, Lara; 113 Appomattox Street, Farmville, VA 23901 (US). GULATI, Latika; 8515 Frost Way, Annandale, VA 22003 (US). BENKREIRA, Abdelkader; 4413 Harrison St NW, Washington, DC 20015 (US). CUNNINGHAM, Sarah Jane; 3901 6th Steet N, Arlington, VA 22203 (US). BERMUDEZ, Sophie; 1301 M Street NW, Washington, DC 20005 (US). MOSSOBA, Michael; 1919 Clarendon Blvd, Apt. 422, Arlington, VA 22201 (US). LUTZ, Wayne; 902 Lira Drive, Fort Washington, MD 20744 (US).

(74) Agent: KASNEVICH, Andrew D. et al.; Hunton Andrews Kurth LLP, 2200 Pennsylvania Ave. NW, Washington, DC 20037 (US).

(81) Designated States (unless otherwise indicated, for every kind of national protection available): AE, AG, AL, AM, AO, AT, AU, AZ, BA, BB, BG, BH, BN, BR, BW, BY, BZ,

(54) Title: SYSTEMS AND METHODS FOR CRYPTOGRAPHIC AUTHENTICATION OF CONTACTLESS CARDS

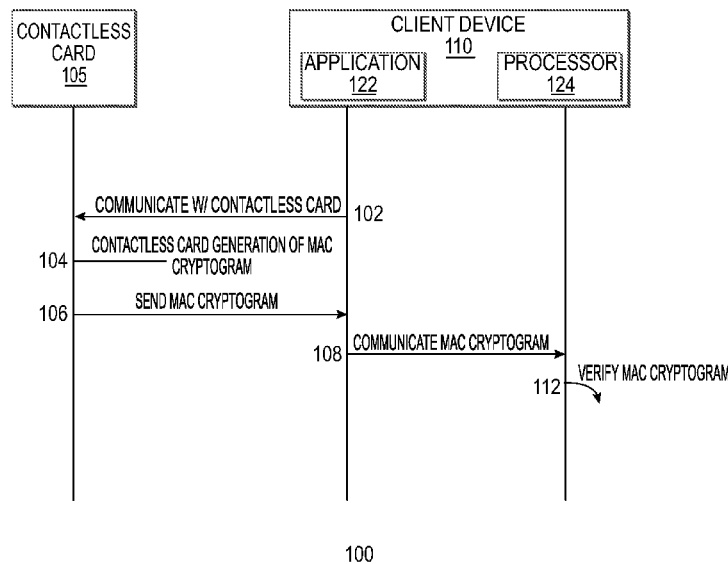


FIG. 1B

(57) Abstract: Example embodiments of systems and methods for data transmission between transmitting and receiving devices are provided. In an embodiment, a method includes transmitting a first account number and a second account number, transmitting a first communication configured to cause a payment to be processed, receiving a payment amount and determining a first instruction based on a first number, determining a tap password, and receiving a second communication indicating that the payment was processed.



CA, CH, CL, CN, CO, CR, CU, CZ, DE, DJ, DK, DM, DO, DZ, EC, EE, EG, ES, FI, GB, GD, GE, GH, GM, GT, HN, HR, HU, ID, IL, IN, IR, IS, JO, JP, KE, KG, KH, KN, KP, KR, KW, KZ, LA, LC, LK, LR, LS, LU, LY, MA, MD, ME, MG, MK, MN, MW, MX, MY, MZ, NA, NG, NI, NO, NZ, OM, PA, PE, PG, PH, PL, PT, QA, RO, RS, RU, RW, SA, SC, SD, SE, SG, SK, SL, SM, ST, SV, SY, TH, TJ, TM, TN, TR, TT, TZ, UA, UG, US, UZ, VC, VN, ZA, ZM, ZW.

- (84) Designated States** (*unless otherwise indicated, for every kind of regional protection available*): ARIPO (BW, GH, GM, KE, LR, LS, MW, MZ, NA, RW, SD, SL, ST, SZ, TZ, UG, ZM, ZW), Eurasian (AM, AZ, BY, KG, KZ, RU, TJ, TM), European (AL, AT, BE, BG, CH, CY, CZ, DE, DK, EE, ES, FI, FR, GB, GR, HR, HU, IE, IS, IT, LT, LU, LV, MC, MK, MT, NL, NO, PL, PT, RO, RS, SE, SI, SK, SM, TR), OAPI (BF, BJ, CF, CG, CI, CM, GA, GN, GQ, GW, KM, ML, MR, NE, SN, TD, TG).

Published:

— *with international search report (Art. 21(3))*

SYSTEMS AND METHODS FOR CRYPTOGRAPHIC AUTHENTICATION OF CONTACTLESS CARDS

CROSS-REFERENCE TO RELATED APPLICATIONS

[0001] This application claims priority to U.S. Patent Application No. 16/351,401 filed March 12, 2019, which is a continuation-in-part of and claims priority to U.S. Patent Application No. 16/205,119, filed on November 29, 2018, and claims priority from U.S. Provisional Patent Application No. 62/740,352, filed on October 2, 2018, the disclosures of which are incorporated herein by reference in their entirety.

FIELD OF THE INVENTION

[0002] The present disclosure relates to cryptography, and more particularly, to systems and methods for the cryptographic authentication of contactless cards.

BACKGROUND

[0003] Data security and transaction integrity are of critical importance to businesses and consumers. This need continues to grow as electronic transactions constitute an increasingly large share of commercial activity.

[0004] Email may be used as a tool to verify transactions, but email is susceptible to attack and vulnerable to hacking or other unauthorized access. Short message service (SMS) messages may also be used, but that is subject to compromise as well. Moreover, even data encryption algorithms, such as triple DES algorithms, have similar vulnerabilities.

[0005] Activating many cards, including for example financial cards (e.g., credit cards and other payment cards), involves the time-consuming process of cardholders calling a telephone number or visiting a website and entering or otherwise providing card information. Further, while the growing use of chip-based financial cards provides more secure features

over the previous technology (e.g., magnetic strip cards) for in-person purchases, account access still may rely on log-in credentials (e.g., username and password) to confirm a cardholder's identity. However, if the log-in credentials are compromised, another person could have access to the user's account.

[0006] These and other deficiencies exist. Accordingly, there is a need to provide users with an appropriate solution that overcomes these deficiencies to provide data security, authentication, and verification for contactless cards. Further, there is a need for both an improved method of activating a card and an improved authentication for account access.

SUMMARY

[0006a] It is an object of the present invention to substantially overcome or at least ameliorate one or more of the above disadvantages.

[0007] Aspects of the disclosed technology include systems and methods for cryptographic authentication of contactless cards. Various embodiments describe systems and methods for implementing and managing cryptographic authentication of contactless cards.

[0008] Embodiments of the present disclosure provide a data transmission system comprising: a transmitting device having a processor and memory, the memory of the transmitting device containing a diversified master key, transmission data and a counter value; an application comprising instructions for execution on a receiving device having a processor and memory, the memory of the receiving device containing the master; wherein the transmitting device is configured to: generate a diversified key using the diversified master key, one or more cryptographic algorithms, and the counter value, generate a cryptographic result including the counter value using the one or more cryptographic algorithms and the diversified key, encrypt the transmission data using the one or more cryptographic algorithms and the diversified key to yield encrypted transmission data, and transmit the cryptographic result; and wherein the application is configured to: generate an authentication diversified key based on the master key and a unique identifier; generate a session key based on the authentication diversified key and the cryptographic result; and decrypt the encrypted transmission data and validate the received cryptographic result using the one or more cryptographic algorithms and the session key; wherein the transmitting device comprises a first contactless card and the receiving device comprises a terminal,

wherein the first contactless card is configured to transmit a first account number to the application, the data transmission system further comprising a second contactless card that is configured to transmit a second account number to the application, wherein the application is further configured to: transmit a first communication to a server, the first communication configured to cause the server to process a payment, the first communication including the first account number and the second account number; receive a payment amount and determine a first instruction based on a first number, the first number indicative of how many contactless cards transmit information to the application; determine a tap password, wherein the tap password indicates a second number, the second number comprising a number of taps by at least one selected from the group of the first contactless card and the second contactless card to the terminal; and receive a second communication from the server indicating that the payment was processed.

[0009] Embodiments of the present disclosure provide a method for transmitting data by a contactless card having a processor and a memory, the memory containing a master key, an identification number, and a counter, the method comprising: generating a card key using the master key and the identification number; generating a first session key using the card key and a first portion of the counter and a second session key using the card key and a second portion of the counter, wherein the first portion of the counter is different than the second portion of the counter; generating a cryptographic result including the counter using one or more cryptographic algorithms and the card key; generating a cryptogram using the first session key, the cryptogram comprising the cryptographic result and the identification number; encrypting the cryptogram using the second session key; transmitting the encrypted cryptogram and the cryptographic result; transmitting a first account number and a second account number to an application comprising instructions for execution on a receiving device, the receiving device comprising a terminal; transmitting a first communication to a server, the first communication configured to cause the server to process a payment; receiving a payment amount and determining a first instruction based on a first number, the first number indicative of how many contactless cards transmit information the application; determining a tap password, wherein the tap password indicates a second number, the second number comprising a number of taps of each of the contactless cards to the terminal; and receiving a second communication from the server indicating that the payment was processed.

[0009a] According to one aspect of the present disclosure, there is provided a data transmission system, comprising: a contactless card, comprising a processor and a memory, the memory of the contactless card storing transmission data and a card key; and an application executing on a receiving device, wherein, after entry into a communication field of the receiving device, the contactless card is configured to: encrypt the transmission data using a cryptographic algorithm and the card key to yield an encrypted transmission data, transmit the encrypted transmission data to the application running on the receiving device, and transmit a tap password to the application, the tap password corresponding to a number of taps of the contactless card to the receiving device, and wherein the application is configured to, upon verifying the tap password received from the contactless card, transmit the encrypted transmission data to a server for validation of one or more transactions.

[0009b] According to another aspect of the present disclosure, there is provided a method for transmitting data by a contactless card having a processor and a memory, the memory storing a transmission data and a card key, the method comprising: encrypting the transmission data using the card key to yield an encrypted transmission data; transmitting, via a communication field, the encrypted transmission data to an application executing on a receiving device; transmitting a tap password to the receiving device, wherein the tap password corresponds to a number of taps of the contactless card to the receiving device; verifying, by the application, the tap password received from the contactless card; and transmitting the encrypted transmission data to a server for validation of one or more transactions.

[0009c] According to another aspect of the present disclosure, there is provided a server, comprising: a processor, and a memory, the memory containing a key, a reference tap password, and an application comprising instructions for execution by the processor, wherein, the application is configured to: receive a cryptogram generated by a contactless card, wherein the cryptogram is wirelessly read from the contactless card by a receiving device application executing on a receiving device and transmitted to the server, decrypt the cryptogram using the key, request a tap password, the tap password comprising a plurality of taps of the contactless card to the receiving device, and receive a tap password via a network communication with the receiving device application.

[0010] Further features of the disclosed design, and the advantages offered thereby, are explained in greater detail hereinafter with reference to specific example embodiments

illustrated in the accompanying drawings, wherein like elements are indicated by like reference designators.

BRIEF DESCRIPTION OF THE DRAWINGS

[0011] FIG. 1A is a diagram of a data transmission system according to an example embodiment.

[0012] FIG. 1B is a diagram illustrating a sequence for providing authenticated access according to an example embodiment.

[0013] FIG. 2 is a diagram of a data transmission system according to an example embodiment.

[0014] FIG. 3 is a diagram of a system using a contactless card according to an example embodiment.

[0015] FIG. 4 is a flowchart illustrating a method of key diversification according to an example embodiment.

[0016] FIG. 5A is an illustration of a contactless card according to an example embodiment.

[0017] FIG. 5B is an illustration of a contact pad of the contactless card according to an example embodiment.

[0018] FIG. 6 is an illustration depicting a message to communicate with a device according to an example embodiment.

[0019] FIG. 7 is an illustration depicting a message and a message format according to an example embodiment.

[0020] FIG. 8 is a flowchart illustrating key operations according to an example embodiment.

[0021] FIG. 9 is a diagram of a key system according to an example embodiment.

[0022] FIG. 10 is a flowchart of a method of generating a cryptogram according to an example embodiment.

[0023] FIG. 11 is a flowchart illustrating a process of key diversification according to an example embodiment.

[0024] FIG. 12 is a flowchart illustrating a method for card activation according to an example embodiment.

[0025] FIG. 13 is a flowchart illustrating a method of making a payment using a contactless card according to an example embodiment.

[0026] FIG. 14 is a flowchart illustrating a method of processing a payment using a terminal according to an example embodiment.

DETAILED DESCRIPTION OF EXAMPLE EMBODIMENTS

[0027] The following description of embodiments provides non-limiting representative examples referencing numerals to particularly describe features and teachings of different aspects of the invention. The embodiments described should be recognized as capable of implementation separately, or in combination, with other embodiments from the description of the embodiments. A person of ordinary skill in the art reviewing the description of embodiments should be able to learn and understand the different described aspects of the invention. The description of embodiments should facilitate understanding of the invention to such an extent that other implementations, not specifically covered but within the knowledge of a person of skill in the art having read the description of embodiments, would be understood to be consistent with an application of the invention.

[0028] An objective of some embodiments of the present disclosure is to build one or more keys into one or more contactless cards. In these embodiments, the contactless card can perform authentication and numerous other functions that may otherwise require the user to carry a separate physical token in addition to the contactless card. By employing a contactless interface, contactless cards may be provided with a method to interact and communicate between a user's device (such as a mobile phone) and the card itself. For

example, the EMV protocol, which underlies many credit card transactions, includes an authentication process which suffices for operating systems for Android® but presents challenges for iOS®, which is more restrictive regarding near field communication (NFC) usage, as it can be used only in a read-only manner. Exemplary embodiments of the contactless cards described herein utilize NFC technology.

[0029] FIG. 1A illustrates a data transmission system according to an example embodiment. As further discussed below, system 100 may include contactless card 105, client device 110, network 115, and server 120. Although FIG. 1A illustrates single instances of the components, system 100 may include any number of components.

[0030] System 100 may include one or more contactless cards 105, which are further explained below with reference to FIGS. 5A-5B. In some embodiments, contactless card 105 may be in wireless communication, utilizing NFC in an example, with client device 110.

[0031] System 100 may include client device 110, which may be a network-enabled computer. As referred to herein, a network-enabled computer may include, but is not limited to a computer device, or communications device including, e.g., a server, a network appliance, a personal computer, a workstation, a phone, a handheld PC, a personal digital assistant, a thin client, a fat client, an Internet browser, or other device. Client device 110 also may be a mobile device; for example, a mobile device may include an iPhone, iPod, iPad from Apple® or any other mobile device running Apple's iOS® operating system, any device running Microsoft's Windows® Mobile operating system, any device running Google's Android® operating system, and/or any other smartphone, tablet, or like wearable mobile device.

[0032] The client device 110 device can include a processor and a memory, and it is

understood that the processing circuitry may contain additional components, including processors, memories, error and parity/CRC checkers, data encoders, anticollision algorithms, controllers, command decoders, security primitives and tamperproofing hardware, as necessary to perform the functions described herein. The client device 110 may further include a display and input devices. The display may be any type of device for presenting visual information such as a computer monitor, a flat panel display, and a mobile device screen, including liquid crystal displays, light-emitting diode displays, plasma panels, and cathode ray tube displays. The input devices may include any device for entering information into the user's device that is available and supported by the user's device, such as a touch-screen, keyboard, mouse, cursor-control device, touch-screen, microphone, digital camera, video recorder or camcorder. These devices may be used to enter information and interact with the software and other devices described herein.

[0033] In some examples, client device 110 of system 100 may execute one or more applications, such as software applications, that enable, for example, network communications with one or more components of system 100 and transmit and/or receive data.

[0034] Client device 110 may be in communication with one or more servers 120 via one or more networks 115, and may operate as a respective front-end to back-end pair with server 120. Client device 110 may transmit, for example from a mobile device application executing on client device 110, one or more requests to server 120. The one or more requests may be associated with retrieving data from server 120. Server 120 may receive the one or more requests from client device 110. Based on the one or more requests from client device 110, server 120 may be configured to retrieve the requested data from one or more databases (not

shown). Based on receipt of the requested data from the one or more databases, server 120 may be configured to transmit the received data to client device 110, the received data being responsive to one or more requests.

[0035] System 100 may include one or more networks 115. In some examples, network 115 may be one or more of a wireless network, a wired network or any combination of wireless network and wired network, and may be configured to connect client device 110 to server 120. For example, network 115 may include one or more of a fiber optics network, a passive optical network, a cable network, an Internet network, a satellite network, a wireless local area network (LAN), a Global System for Mobile Communication, a Personal Communication Service, a Personal Area Network, Wireless Application Protocol, Multimedia Messaging Service, Enhanced Messaging Service, Short Message Service, Time Division Multiplexing based systems, Code Division Multiple Access based systems, D-AMPS, Wi-Fi, Fixed Wireless Data, IEEE 802.11b, 802.15.1, 802.11n and 802.11g, Bluetooth, NFC, Radio Frequency Identification (RFID), Wi-Fi, and/or the like.

[0036] In addition, network 115 may include, without limitation, telephone lines, fiber optics, IEEE Ethernet 902.3, a wide area network, a wireless personal area network, a LAN, or a global network such as the Internet. In addition, network 115 may support an Internet network, a wireless communication network, a cellular network, or the like, or any combination thereof. Network 115 may further include one network, or any number of the exemplary types of networks mentioned above, operating as a stand-alone network or in cooperation with each other. Network 115 may utilize one or more protocols of one or more network elements to which they are communicatively coupled. Network 115 may translate to or from other protocols to one or more protocols of network devices. Although network 115

is depicted as a single network, it should be appreciated that according to one or more examples, network 115 may comprise a plurality of interconnected networks, such as, for example, the Internet, a service provider's network, a cable television network, corporate networks, such as credit card association networks, and home networks.

[0037] System 100 may include one or more servers 120. In some examples, server 120 may include one or more processors, which are coupled to memory. Server 120 may be configured as a central system, server or platform to control and call various data at different times to execute a plurality of workflow actions. Server 120 may be configured to connect to the one or more databases. Server 120 may be connected to at least one client device 110.

[0038] FIG. 1B is a timing diagram illustrating an example sequence for providing authenticated access according to one or more embodiments of the present disclosure. System 100 may comprise contactless card 105 and client device 110, which may include an application 122 and processor 124. FIG. 1B may reference similar components as illustrated in FIG. 1A.

[0039] At step 102, the application 122 communicates with the contactless card 105 (e.g., after being brought near the contactless card 105). Communication between the application 122 and the contactless card 105 may involve the contactless card 105 being sufficiently close to a card reader (not shown) of the client device 110 to enable NFC data transfer between the application 122 and the contactless card 105.

[0040] At step 104, after communication has been established between client device 110 and contactless card 105, the contactless card 105 generates a message authentication code (MAC) cryptogram. In some examples, this may occur when the contactless card 105 is read by the application 122. In particular, this may occur upon a read, such as an NFC read, of a

near field data exchange (NDEF) tag, which may be created in accordance with the NFC Data Exchange Format. For example, a reader, such as application 122, may transmit a message, such as an applet select message, with the applet ID of an NDEF producing applet. Upon confirmation of the selection, a sequence of select file messages followed by read file messages may be transmitted. For example, the sequence may include “Select Capabilities file”, “Read Capabilities file”, and “Select NDEF file”. At this point, a counter value maintained by the contactless card 105 may be updated or incremented, which may be followed by “Read NDEF file.” At this point, the message may be generated which may include a header and a shared secret. Session keys may then be generated. The MAC cryptogram may be created from the message, which may include the header and the shared secret. The MAC cryptogram may then be concatenated with one or more blocks of random data, and the MAC cryptogram and a random number (RND) may be encrypted with the session key. Thereafter, the cryptogram and the header may be concatenated, and encoded as ASCII hex and returned in NDEF message format (responsive to the “Read NDEF file” message).

[0041] In some examples, the MAC cryptogram may be transmitted as an NDEF tag, and in other examples the MAC cryptogram may be included with a uniform resource indicator (e.g., as a formatted string).

[0042] In some examples, application 122 may be configured to transmit a request to contactless card 105, the request comprising an instruction to generate a MAC cryptogram.

[0043] At step 106, the contactless card 105 sends the MAC cryptogram to the application 122. In some examples, the transmission of the MAC cryptogram occurs via NFC, however, the present disclosure is not limited thereto. In other examples, this communication may

occur via Bluetooth, Wi-Fi, or other means of wireless data communication.

[0044] At step 108, the application 122 communicates the MAC cryptogram to the processor 124.

[0045] At step 112, the processor 124 verifies the MAC cryptogram pursuant to an instruction from the application 122. For example, the MAC cryptogram may be verified, as explained below.

[0046] In some examples, verifying the MAC cryptogram may be performed by a device other than client device 110, such as a server 120 in data communication with the client device 110 (as shown in FIG. 1A). For example, processor 124 may output the MAC cryptogram for transmission to server 120, which may verify the MAC cryptogram.

[0047] In some examples, the MAC cryptogram may function as a digital signature for purposes of verification. Other digital signature algorithms, such as public key asymmetric algorithms, e.g., the Digital Signature Algorithm and the RSA algorithm, or zero knowledge protocols, may be used to perform this verification.

[0048] FIG. 2 illustrates a data transmission system according to an example embodiment. System 200 may include a transmitting or sending device 205, a receiving or recipient device 210 in communication, for example via network 215, with one or more servers 220. Transmitting or sending device 205 may be the same as, or similar to, client device 110 discussed above with reference to FIG. 1A. Receiving or recipient device 210 may be the same as, or similar to, client device 110 discussed above with reference to FIG. 1A. Network 215 may be similar to network 115 discussed above with reference to FIG. 1A. Server 220 may be similar to server 120 discussed above with reference to FIG. 1A. Although FIG. 2 shows single instances of components of system 200, system 200 may include any number of

the illustrated components.

[0049] When using symmetric cryptographic algorithms, such as encryption algorithms, hash-based message authentication code (HMAC) algorithms, and cipher-based message authentication code (CMAC) algorithms, it is important that the key remain secret between the party that originally processes the data that is protected using a symmetric algorithm and the key, and the party who receives and processes the data using the same cryptographic algorithm and the same key.

[0050] It is also important that the same key is not used too many times. If a key is used or reused too frequently, that key may be compromised. Each time the key is used, it provides an attacker an additional sample of data which was processed by the cryptographic algorithm using the same key. The more data which the attacker has which was processed with the same key, the greater the likelihood that the attacker may discover the value of the key. A key used frequently may be comprised in a variety of different attacks.

[0051] Moreover, each time a symmetric cryptographic algorithm is executed, it may reveal information, such as side-channel data, about the key used during the symmetric cryptographic operation. Side-channel data may include minute power fluctuations which occur as the cryptographic algorithm executes while using the key. Sufficient measurements may be taken of the side-channel data to reveal enough information about the key to allow it to be recovered by the attacker. Using the same key for exchanging data would repeatedly reveal data processed by the same key.

[0052] However, by limiting the number of times a particular key will be used, the amount of side-channel data which the attacker is able to gather is limited and thereby reduce exposure to this and other types of attack. As further described herein, the parties involved in the

exchange of cryptographic information (e.g., sender and recipient) can independently generate keys from an initial shared master symmetric key in combination with a counter value, and thereby periodically replace the shared symmetric key being used with needing to resort to any form of key exchange to keep the parties in sync. By periodically changing the shared secret symmetric key used by the sender and the recipient, the attacks described above are rendered impossible.

[0053] Referring back to FIG. 2, system 200 may be configured to implement key diversification. For example, a sender and recipient may desire to exchange data (e.g., original sensitive data) via respective devices 205 and 210. As explained above, although single instances of transmitting device 205 and receiving device 210 may be included, it is understood that one or more transmitting devices 205 and one or more receiving devices 210 may be involved so long as each party shares the same shared secret symmetric key. In some examples, the transmitting device 205 and receiving device 210 may be provisioned with the same master symmetric key. Further, it is understood that any party or device holding the same secret symmetric key may perform the functions of the transmitting device 205 and similarly any party holding the same secret symmetric key may perform the functions of the receiving device 210. In some examples, the symmetric key may comprise the shared secret symmetric key which is kept secret from all parties other than the transmitting device 205 and the receiving device 210 involved in exchanging the secure data. It is further understood that both the transmitting device 205 and receiving device 210 may be provided with the same master symmetric key, and further that part of the data exchanged between the transmitting device 205 and receiving device 210 comprises at least a portion of data which may be referred to as the counter value. The counter value may comprise a number that

changes each time data is exchanged between the transmitting device 205 and the receiving device 210.

[0054] System 200 may include one or more networks 215. In some examples, network 215 may be one or more of a wireless network, a wired network or any combination of wireless network and wired network, and may be configured to connect one or more transmitting devices 205 and one or more receiving devices 210 to server 220. For example, network 215 may include one or more of a fiber optics network, a passive optical network, a cable network, an Internet network, a satellite network, a wireless LAN, a Global System for Mobile Communication, a Personal Communication Service, a Personal Area Network, Wireless Application Protocol, Multimedia Messaging Service, Enhanced Messaging Service, Short Message Service, Time Division Multiplexing based systems, Code Division Multiple Access based systems, D-AMPS, Wi-Fi, Fixed Wireless Data, IEEE 802.11b, 802.15.1, 802.11n and 802.11g, Bluetooth, NFC, RFID, Wi-Fi, and/or the like.

[0055] In addition, network 215 may include, without limitation, telephone lines, fiber optics, IEEE Ethernet 902.3, a wide area network, a wireless personal area network, a LAN, or a global network such as the Internet. In addition, network 215 may support an Internet network, a wireless communication network, a cellular network, or the like, or any combination thereof. Network 215 may further include one network, or any number of the exemplary types of networks mentioned above, operating as a stand-alone network or in cooperation with each other. Network 215 may utilize one or more protocols of one or more network elements to which they are communicatively coupled. Network 215 may translate to or from other protocols to one or more protocols of network devices. Although network 215 is depicted as a single network, it should be appreciated that according to one or more

examples, network 215 may comprise a plurality of interconnected networks, such as, for example, the Internet, a service provider's network, a cable television network, corporate networks, such as credit card association networks, and home networks.

[0056] In some examples, one or more transmitting devices 205 and one or more receiving devices 210 may be configured to communicate and transmit and receive data between each other without passing through network 215. For example, communication between the one or more transmitting devices 205 and the one or more receiving devices 210 may occur via at least one of NFC, Bluetooth, RFID, Wi-Fi, and/or the like.

[0057] At block 225, when the transmitting device 205 is preparing to process the sensitive data with symmetric cryptographic operation, the sender may update a counter. In addition, the transmitting device 205 may select an appropriate symmetric cryptographic algorithm, which may include at least one of a symmetric encryption algorithm, HMAC algorithm, and a CMAC algorithm. In some examples, the symmetric algorithm used to process the diversification value may comprise any symmetric cryptographic algorithm used as needed to generate the desired length diversified symmetric key. Non-limiting examples of the symmetric algorithm may include a symmetric encryption algorithm such as 3DES or AES128; a symmetric HMAC algorithm, such as HMAC-SHA-256; and a symmetric CMAC algorithm such as AES-CMAC. It is understood that if the output of the selected symmetric algorithm does not generate a sufficiently long key, techniques such as processing multiple iterations of the symmetric algorithm with different input data and the same master key may produce multiple outputs which may be combined as needed to produce sufficient length keys.

[0058] At block 230, the transmitting device 205 may take the selected cryptographic algorithm, and using the master symmetric key, process the counter value. For example, the sender may select a symmetric encryption algorithm, and use a counter which updates with every conversation between the transmitting device 205 and the receiving device 210. The transmitting device 205 may then encrypt the counter value with the selected symmetric encryption algorithm using the master symmetric key, creating a diversified symmetric key.

[0059] In some examples, the counter value may not be encrypted. In these examples, the counter value may be transmitted between the transmitting device 205 and the receiving device 210 at block 230 without encryption.

[0060] At block 235, the diversified symmetric key may be used to process the sensitive data before transmitting the result to the receiving device 210. For example, the transmitting device 205 may encrypt the sensitive data using a symmetric encryption algorithm using the diversified symmetric key, with the output comprising the protected encrypted data. The transmitting device 205 may then transmit the protected encrypted data, along with the counter value, to the receiving device 210 for processing.

[0061] At block 240, the receiving device 210 may first take the counter value and then perform the same symmetric encryption using the counter value as input to the encryption, and the master symmetric key as the key for the encryption. The output of the encryption may be the same diversified symmetric key value that was created by the sender.

[0062] At block 245, the receiving device 210 may then take the protected encrypted data and using a symmetric decryption algorithm along with the diversified symmetric key, decrypt the protected encrypted data.

[0063] At block 250, as a result of the decrypting the protected encrypted data, the original sensitive data may be revealed.

[0064] The next time sensitive data needs to be sent from the sender to the recipient via respective transmitting device 205 and receiving device 210, a different counter value may be selected producing a different diversified symmetric key. By processing the counter value with the master symmetric key and same symmetric cryptographic algorithm, both the transmitting device 205 and receiving device 210 may independently produce the same diversified symmetric key. This diversified symmetric key, not the master symmetric key, is used to protect the sensitive data.

[0065] As explained above, both the transmitting device 205 and receiving device 210 each initially possess the shared master symmetric key. The shared master symmetric key is not used to encrypt the original sensitive data. Because the diversified symmetric key is independently created by both the transmitting device 205 and receiving device 210, it is never transmitted between the two parties. Thus, an attacker cannot intercept the diversified symmetric key and the attacker never sees any data which was processed with the master symmetric key. Only the counter value is processed with the master symmetric key, not the sensitive data. As a result, reduced side-channel data about the master symmetric key is revealed. Moreover, the operation of the transmitting device 205 and the receiving device 210 may be governed by symmetric requirements for how often to create a new diversification value, and therefore a new diversified symmetric key. In an embodiment, a new diversification value and therefore a new diversified symmetric key may be created for every exchange between the transmitting device 205 and receiving device 210.

[0066] In some examples, the key diversification value may comprise the counter value. Other non-limiting examples of the key diversification value include: a random nonce generated each time a new diversified key is needed, the random nonce sent from the transmitting device 205 to the receiving device 210; the full value of a counter value sent from the transmitting device 205 and the receiving device 210; a portion of a counter value sent from the transmitting device 205 and the receiving device 210; a counter independently maintained by the transmitting device 205 and the receiving device 210 but not sent between the two devices; a one-time-passcode exchanged between the transmitting device 205 and the receiving device 210; and a cryptographic hash of the sensitive data. In some examples, one or more portions of the key diversification value may be used by the parties to create multiple diversified keys. For example, a counter may be used as the key diversification value. Further, a combination of one or more of the exemplary key diversification values described above may be used.

[0067] In another example, a portion of the counter may be used as the key diversification value. If multiple master key values are shared between the parties, the multiple diversified key values may be obtained by the systems and processes described herein. A new diversification value, and therefore a new diversified symmetric key, may be created as often as needed. In the most secure case, a new diversification value may be created for each exchange of sensitive data between the transmitting device 205 and the receiving device 210. In effect, this may create a one-time use key, such as a single-use session key.

[0068] FIG. 3 illustrates a system 300 using a contactless card. System 300 may include a contactless card 305, one or more client devices 310, network 315, servers 320, 325, one or

more hardware security modules 330, and a database 335. Although FIG. 3 illustrates single instances of the components, system 300 may include any number of components.

[0069] System 300 may include one or more contactless cards 305, which are further explained below with respect to FIGS. 5A-5B. In some examples, contactless card 305 may be in wireless communication, for example NFC communication, with client device 310. For example, contactless card 305 may comprise one or more chips, such as a radio frequency identification chip, configured to communication via NFC or other short-range protocols. In other embodiments, contactless card 305 may communicate with client device 310 through other means including, but not limited to, Bluetooth, satellite, Wi-Fi, wired communications, and/or any combination of wireless and wired connections. According to some embodiments, contactless card 305 may be configured to communicate with card reader 313 of client device 310 through NFC when contactless card 305 is within range of card reader 313. In other examples, communications with contactless card 305 may be accomplished through a physical interface, e.g., a universal serial bus interface or a card swipe interface.

[0070] System 300 may include client device 310, which may be a network-enabled computer. As referred to herein, a network-enabled computer may include, but is not limited to: e.g., a computer device, or communications device including, e.g., a server, a network appliance, a personal computer, a workstation, a mobile device, a phone, a handheld PC, a personal digital assistant, a thin client, a fat client, an Internet browser, or other device. One or more client devices 310 also may be a mobile device; for example, a mobile device may include an iPhone, iPod, iPad from Apple® or any other mobile device running Apple's iOS® operating system, any device running Microsoft's Windows® Mobile operating system, any device running Google's Android® operating system, and/or any other

smartphone or like wearable mobile device. In some examples, the client device 310 may be the same as, or similar to, a client device 110 as described with reference to FIG. 1A or FIG. 1B.

[0071] Client device 310 may be in communication with one or more servers 320 and 325 via one or more networks 315. Client device 310 may transmit, for example from an application 311 executing on client device 310, one or more requests to one or more servers 320 and 325. The one or more requests may be associated with retrieving data from one or more servers 320 and 325. Servers 320 and 325 may receive the one or more requests from client device 310. Based on the one or more requests from client device 310, one or more servers 320 and 325 may be configured to retrieve the requested data from one or more databases 335. Based on receipt of the requested data from the one or more databases 335, one or more servers 320 and 325 may be configured to transmit the received data to client device 310, the received data being responsive to one or more requests.

[0072] System 300 may include one or more hardware security modules (HSM) 330. For example, one or more HSMs 330 may be configured to perform one or more cryptographic operations as disclosed herein. In some examples, one or more HSMs 330 may be configured as special purpose security devices that are configured to perform the one or more cryptographic operations. The HSMs 330 may be configured such that keys are never revealed outside the HSM 330, and instead are maintained within the HSM 330. For example, one or more HSMs 330 may be configured to perform at least one of key derivations, decryption, and MAC operations. The one or more HSMs 330 may be contained within, or may be in data communication with, servers 320 and 325.

[0073] System 300 may include one or more networks 315. In some examples, network 315

may be one or more of a wireless network, a wired network or any combination of wireless network and wired network, and may be configured to connect client device 315 to server 320 and 325. For example, network 315 may include one or more of a fiber optics network, a passive optical network, a cable network, a cellular network, an Internet network, a satellite network, a wireless LAN, a Global System for Mobile Communication, a Personal Communication Service, a Personal Area Network, Wireless Application Protocol, Multimedia Messaging Service, Enhanced Messaging Service, Short Message Service, Time Division Multiplexing based systems, Code Division Multiple Access based systems, D-AMPS, Wi-Fi, Fixed Wireless Data, IEEE 802.11b, 802.15.1, 802.11n and 802.11g, Bluetooth, NFC, RFID, Wi-Fi, and/or any combination of networks thereof. As a non-limiting example, communications from contactless card 305 and client device 310 may comprise NFC communication, cellular network between client device 310 and a carrier, and Internet between the carrier and a back-end.

[0074] In addition, network 315 may include, without limitation, telephone lines, fiber optics, IEEE Ethernet 902.3, a wide area network, a wireless personal area network, a local area network, or a global network such as the Internet. In addition, network 315 may support an Internet network, a wireless communication network, a cellular network, or the like, or any combination thereof. Network 315 may further include one network, or any number of the exemplary types of networks mentioned above, operating as a stand-alone network or in cooperation with each other. Network 315 may utilize one or more protocols of one or more network elements to which they are communicatively coupled. Network 315 may translate to or from other protocols to one or more protocols of network devices. Although network 315 is depicted as a single network, it should be appreciated that according to one or more

examples, network 315 may comprise a plurality of interconnected networks, such as, for example, the Internet, a service provider's network, a cable television network, corporate networks, such as credit card association networks, and home networks.

[0075] In various examples according to the present disclosure, client device 310 of system 300 may execute one or more applications 311, and include one or more processors 312, and one or more card readers 313. For example, one or more applications 311, such as software applications, may be configured to enable, for example, network communications with one or more components of system 300 and transmit and/or receive data. It is understood that although only single instances of the components of client device 310 are illustrated in FIG. 3, any number of devices 310 may be used. Card reader 313 may be configured to read from and/or communicate with contactless card 305. In conjunction with the one or more applications 311, card reader 313 may communicate with contactless card 305.

[0076] The application 311 of any of client device 310 may communicate with the contactless card 305 using short-range wireless communication (e.g., NFC). The application 311 may be configured to interface with a card reader 313 of client device 310 configured to communicate with a contactless card 305. As should be noted, those skilled in the art would understand that a distance of less than twenty centimeters is consistent with NFC range.

[0077] In some embodiments, the application 311 communicates through an associated reader (e.g., card reader 313) with the contactless card 305.

[0078] In some embodiments, card activation may occur without user authentication. For example, a contactless card 305 may communicate with the application 311 through the card reader 313 of the client device 310 through NFC. The communication (e.g., a tap of the card proximate the card reader 313 of the client device 310) allows the application 311 to read the

data associated with the card and perform an activation. In some cases, the tap may activate or launch application 311 and then initiate one or more actions or communications with an account server 325 to activate the card for subsequent use. In some cases, if the application 311 is not installed on client device 310, a tap of the card against the card reader 313 may initiate a download of the application 311 (e.g., navigation to an application download page). Subsequent to installation, a tap of the card may activate or launch the application 311, and then initiate (e.g., via the application or other back-end communication) activation of the card. After activation, the card may be used in various transactions including commercial transactions.

[0079] According to some embodiments, the contactless card 305 may include a virtual payment card. In those embodiments, the application 311 may retrieve information associated with the contactless card 305 by accessing a digital wallet implemented on the client device 310, wherein the digital wallet includes the virtual payment card. In some examples, virtual payment card data may include one or more static or dynamically generated virtual card numbers.

[0080] Server 320 may comprise a web server in communication with database 335. Server 325 may comprise an account server. In some examples, server 320 may be configured to validate one or more credentials from contactless card 305 and/or client device 310 by comparison with one or more credentials in database 335. Server 325 may be configured to authorize one or more requests, such as payment and transaction, from contactless card 305 and/or client device 310.

[0081] FIG. 4 illustrates a method 400 of key diversification according to an example of the present disclosure. Method 400 may include a transmitting device and receiving device

similar to transmitting device 205 and receiving device 210 referenced in FIG. 2.

[0082] For example, a sender and recipient may desire to exchange data (e.g., original sensitive data) via a transmitting device and a receiving device. As explained above, although these two parties may be included, it is understood that one or more transmitting devices and one or more receiving devices may be involved so long as each party shares the same shared secret symmetric key. In some examples, the transmitting device and receiving device may be provisioned with the same master symmetric key. Further, it is understood that any party or device holding the same secret symmetric key may perform the functions of the transmitting device and similarly any party holding the same secret symmetric key may perform the functions of the receiving device. In some examples, the symmetric key may comprise the shared secret symmetric key which is kept secret from all parties other than the transmitting device and the receiving device involved in exchanging the secure data. It is further understood that both the transmitting device and receiving device may be provided with the same master symmetric key, and further that part of the data exchanged between the transmitting device and receiving device comprises at least a portion of data which may be referred to as the counter value. The counter value may comprise a number that changes each time data is exchanged between the transmitting device and the receiving device.

[0083] At block 410, a transmitting device and receiving device may be provisioned with the same master key, such as the same master symmetric key. When the transmitting device is preparing to process the sensitive data with symmetric cryptographic operation, the sender may update a counter. In addition, the transmitting device may select an appropriate symmetric cryptographic algorithm, which may include at least one of a symmetric encryption algorithm, HMAC algorithm, and a CMAC algorithm. In some examples, the

symmetric algorithm used to process the diversification value may comprise any symmetric cryptographic algorithm used as needed to generate the desired length diversified symmetric key. Non-limiting examples of the symmetric algorithm may include a symmetric encryption algorithm such as 3DES or AES128; a symmetric HMAC algorithm, such as HMAC-SHA-256; and a symmetric CMAC algorithm, such as AES-CMAC. It is understood that if the output of the selected symmetric algorithm does not generate a sufficiently long key, techniques such as processing multiple iterations of the symmetric algorithm with different input data and the same master key may produce multiple outputs which may be combined as needed to produce sufficient length keys.

[0084] The transmitting device may take the selected cryptographic algorithm, and using the master symmetric key, process the counter value. For example, the sender may select a symmetric encryption algorithm, and use a counter which updates with every conversation between the transmitting device and the receiving device.

[0085] At block 420, the transmitting device may then encrypt the counter value with the selected symmetric encryption algorithm using the master symmetric key, creating a diversified symmetric key. The diversified symmetric key may be used to process the sensitive data before transmitting the result to the receiving device. For example, the transmitting device may encrypt the sensitive data using a symmetric encryption algorithm using the diversified symmetric key, with the output comprising the protected encrypted data. The transmitting device may then transmit the protected encrypted data, along with the counter value, to the receiving device for processing. In some examples, a cryptographic operation other than encryption may be performed, and a plurality of cryptographic operations may be performed using the diversified symmetric keys prior to transmittal of the

protected data.

[0086] In some examples, the counter value may not be encrypted. In these examples, the counter value may be transmitted between the transmitting device and the receiving device at block 420 without encryption.

[0087] At block 430, sensitive data may be protected using one or more cryptographic algorithms and the diversified keys. The diversified session keys, which may be created by the key diversification which uses the counter, may be used with one or more cryptographic algorithms to protect the sensitive data. For example, data may be processed by a MAC using a first diversified session key, and the resulting output may be encrypted using the second diversified session key producing the protected data.

[0088] At block 440, the receiving device may perform the same symmetric encryptions using the counter value as input to the encryptions and the master symmetric keys as the keys for the encryption. The output of the encryptions may be the same diversified symmetric key values that were created by the sender. For example, the receiving device may independently create its own copies of the first and second diversified session keys using the counter. Then, the receiving device may decrypt the protected data using the second diversified session key to reveal the output of the MAC created by the transmitting device. The receiving device may then process the resultant data through the MAC operation using the first diversified session key.

[0089] At block 450, the receiving device may use the diversified keys with one or more cryptographic algorithms to validate the protected data.

[0090] At block 460, the original data may be validated. If the output of the MAC operation (via the receiving device using the first diversified session key) matches the MAC output

revealed by decryption, then the data may be deemed valid.

[0091] The next time sensitive data needs to be sent from the transmitting device to the receiving device, a different counter value may be selected, which produces a different diversified symmetric key. By processing the counter value with the master symmetric key and same symmetric cryptographic algorithm, both the transmitting device and receiving device may independently produce the same diversified symmetric key. This diversified symmetric key, not the master symmetric key, is used to protect the sensitive data.

[0092] As explained above, both the transmitting device and receiving device each initially possess the shared master symmetric key. The shared master symmetric key is not used to encrypt the original sensitive data. Because the diversified symmetric key is independently created by both the transmitting device and receiving device, it is never transmitted between the two parties. Thus, an attacker cannot intercept the diversified symmetric key and the attacker never sees any data which was processed with the master symmetric key. Only the small counter value is processed with the master symmetric key, not the sensitive data. As a result, reduced side-channel data about the master symmetric key is revealed. Moreover, the sender and the recipient may agree, for example by prior arrangement or other means, how often to create a new diversification value, and therefore a new diversified symmetric key. In an embodiment, a new diversification value and therefore a new diversified symmetric key may be created for every exchange between the transmitting device and receiving device.

[0093] In some examples, the key diversification value may comprise the counter value. Other non-limiting examples of the key diversification value include: a random nonce generated each time a new diversified key is needed, the random nonce sent from the transmitting device to the receiving device; the full value of a counter value sent from the

transmitting device and the receiving device; a portion of a counter value sent from the transmitting device and the receiving device; a counter independently maintained by the transmitting device and the receiving device but not sent between the two; a one-time-passcode exchanged between the transmitting device and the receiving device; cryptographic hash of the sensitive data. In some examples, one or more portions of the key diversification value may be used by the parties to create multiple diversified keys. For example, a counter may be used as the key diversification value.

[0094] In another example, a portion of the counter may be used as the key diversification value. If multiple master key values are shared between the parties, the multiple diversified key values may be obtained by the system and processes described herein. A new diversification value, and therefore a new diversified symmetric key, may be created as often as needed. In the most secure case, a new diversification value may be created for each exchange of sensitive data between the transmitting device and the receiving device. In effect, this may create a one-time use key, such as a single session key.

[0095] In other examples, such as to limit the number of times of use of the master symmetric key, it may be agreed upon by the sender of transmitting device and recipient of the receiving device that a new diversification value, and therefore a new diversified symmetric key, will happen only periodically. In one example, this may be after a pre-determined number of uses, such as every 10 transmissions between the transmitting device and the receiving device. In another example, this may be after a certain time period, a certain time period after a transmission, or on a periodic basis (e.g., daily at a designated time; weekly at a designated time on a designated day). In another example, this may be every time the receiving device signals to the transmitting device that it desires to change the

key on the next communication. This may be controlled on policy and may be varied due to, for example, the current risk level perceived by the recipient of the receiving device.

[0096] FIG. 5A illustrates one or more contactless cards 500, which may comprise a payment card, such as a credit card, debit card, or gift card, issued by a service provider 505 displayed on the front or back of the card 500. In some examples, the contactless card 500 is not related to a payment card, and may comprise, without limitation, an identification card. In some examples, the payment card may comprise a dual interface contactless payment card. The contactless card 500 may comprise a substrate 510, which may include a single layer or one or more laminated layers composed of plastics, metals, and other materials. Exemplary substrate materials include polyvinyl chloride, polyvinyl chloride acetate, acrylonitrile butadiene styrene, polycarbonate, polyesters, anodized titanium, palladium, gold, carbon, paper, and biodegradable materials. In some examples, the contactless card 500 may have physical characteristics compliant with the ID-1 format of the ISO/IEC 7810 standard, and the contactless card may otherwise be compliant with the ISO/IEC 14443 standard. However, it is understood that the contactless card 500 according to the present disclosure may have different characteristics, and the present disclosure does not require a contactless card to be implemented in a payment card.

[0097] The contactless card 500 may also include identification information 515 displayed on the front and/or back of the card, and a contact pad 520. The contact pad 520 may be configured to establish contact with another communication device, such as a user device, smart phone, laptop, desktop, or tablet computer. The contactless card 500 may also include processing circuitry, antenna and other components not shown in FIG. 5A. These components may be located behind the contact pad 520 or elsewhere on the substrate 510.

The contactless card 500 may also include a magnetic strip or tape, which may be located on the back of the card (not shown in FIG. 5A).

[0098] As illustrated in FIG. 5B, the contact pad 520 of FIG. 5A may include processing circuitry 525 for storing and processing information, including a microprocessor 530 and a memory 535. It is understood that the processing circuitry 525 may contain additional components, including processors, memories, error and parity/CRC checkers, data encoders, anticollision algorithms, controllers, command decoders, security primitives and tamperproofing hardware, as necessary to perform the functions described herein.

[0099] The memory 535 may be a read-only memory, write-once read-multiple memory or read/write memory, e.g., RAM, ROM, and EEPROM, and the contactless card 500 may include one or more of these memories. A read-only memory may be factory programmable as read-only or one-time programmable. One-time programmability provides the opportunity to write once then read many times. A write once/read-multiple memory may be programmed at a point in time after the memory chip has left the factory. Once the memory is programmed, it may not be rewritten, but it may be read many times. A read/write memory may be programmed and re-programmed many times after leaving the factory. It may also be read many times.

[0100] The memory 535 may be configured to store one or more applets 540, one or more counters 545, and a customer identifier 550. The one or more applets 540 may comprise one or more software applications configured to execute on one or more contactless cards, such as Java Card applet. However, it is understood that applets 540 are not limited to Java Card applets, and instead may be any software application operable on contactless cards or other devices having limited memory. The one or more counters 545 may comprise a numeric

counter sufficient to store an integer. The customer identifier 550 may comprise a unique alphanumeric identifier assigned to a user of the contactless card 500, and the identifier may distinguish the user of the contactless card from other contactless card users. In some examples, the customer identifier 550 may identify both a customer and an account assigned to that customer and may further identify the contactless card associated with the customer's account.

[0101] The processor and memory elements of the foregoing exemplary embodiments are described with reference to the contact pad, but the present disclosure is not limited thereto. It is understood that these elements may be implemented outside of the pad 520 or entirely separate from it, or as further elements in addition to processor 530 and memory 535 elements located within the contact pad 520.

[0102] In some examples, the contactless card 500 may comprise one or more antennas 555. The one or more antennas 555 may be placed within the contactless card 500 and around the processing circuitry 525 of the contact pad 520. For example, the one or more antennas 555 may be integral with the processing circuitry 525 and the one or more antennas 555 may be used with an external booster coil. As another example, the one or more antennas 555 may be external to the contact pad 520 and the processing circuitry 525.

[0103] In an embodiment, the coil of contactless card 500 may act as the secondary of an air core transformer. The terminal may communicate with the contactless card 500 by cutting power or amplitude modulation. The contactless card 500 may infer the data transmitted from the terminal using the gaps in the contactless card's power connection, which may be functionally maintained through one or more capacitors. The contactless card 500 may communicate back by switching a load on the contactless card's coil or load modulation.

Load modulation may be detected in the terminal's coil through interference.

[0104] As explained above, the contactless cards 500 may be built on a software platform operable on smart cards or other devices having limited memory, such as JavaCard, and one or more or more applications or applets may be securely executed. Applets may be added to contactless cards to provide a one-time password (OTP) for multifactor authentication (MFA) in various mobile application-based use cases. Applets may be configured to respond to one or more requests, such as near field data exchange requests, from a reader, such as a mobile NFC reader, and produce an NDEF message that comprises a cryptographically secure OTP encoded as an NDEF text tag.

[0105] FIG. 6 illustrates NDEF short-record layout (SR=1) 600 according to an example embodiment. One or more applets may be configured to encode the OTP as an NDEF type 4 well known type text tag. In some examples, NDEF messages may comprise one or more records. The applets may be configured to add one or more static tag records in addition to the OTP record. Exemplary tags include, without limitation, Tag type: well known type, text, encoding English (en); Applet ID: D2760000850101; Capabilities: read-only access; Encoding: the authentication message may be encoded as ASCII hex; type-length-value (TLV) data may be provided as a personalization parameter that may be used to generate the NDEF message. In an embodiment, the authentication template may comprise the first record, with a well-known index for providing the actual dynamic authentication data.

[0106] FIG. 7 illustrates a message 710 and a message format 720 according to an example embodiment. In one example, if additional tags are to be added, the first byte may change to indicate message begin, but not end, and a subsequent record may be added. Because ID length is zero, ID length field and ID are omitted from the record. An example message may

include: UDK AUT key; Derived AUT session key (using 0x00000050); Version 1.0; pATC = 0x00000050; RND = 4838FB7DC171B89E; MAC = <eight computed bytes>.

[0107] In some examples, data may be stored in the contactless card at personalization time by implementing STORE DATA (E2) under secure channel protocol 2. One or more values may be read by the personalization bureau from the EMBOSS files (in a section designated by the Applet ID) and one or more store data commands may be transmitted to the contactless card after authentication and secure channel establishment.

[0108] pUID may comprise a 16-digit BCD encoded number. In some examples, pUID may comprise 14 digits.

Item	Length (bytes)	Encrypted?	Notes
pUID	8	No	
AutKey	16	Yes	3DES Key for Deriving MAC session keys
AutKCV	3	No	Key Check Value
DEKKey	16	Yes	3DES Key for deriving Encryption session key
DEKKCV	3	No	Key Check Value
Card Shared Random	4 bytes	No	4 Byte True Random number (pre-generated)
N TLV	X Bytes	No	TLV data for NDEF message

[0109] In some examples, the one or more applets may be configured to maintain its personalization state to allow personalization only if unlocked and authenticated. Other states may comprise standard states pre-personalization. On entering into a terminated state, the one or more applets may be configured to remove personalization data. In the terminated state,

the one or more applets may be configured to stop responding to all application protocol data unit (APDU) requests.

[0110] The one or more applets may be configured to maintain an applet version (2 bytes), which may be used in the authentication message. In some examples, this may be interpreted as most significant byte major version, least significant byte minor version. The rules for each of the versions are configured to interpret the authentication message: For example, regarding the major version, this may include that each major version comprise a specific authentication message layout and specific algorithms. For the minor version, this may include no changes to the authentication message or cryptographic algorithms, and changes to static tag content, in addition to bug fixes, security hardening, etc.

[0111] In some examples, the one or more applets may be configured to emulate an RFID tag. The RFID tag may include one or more polymorphic tags. In some examples, each time the tag is read, different cryptographic data is presented that may indicate the authenticity of the contactless card. Based on the one or more applications, an NFC read of the tag may be processed, the token may be transmitted to a server, such as a backend server, and the token may be validated at the server.

[0112] In some examples, the contactless card and server may include certain data such that the card may be properly identified. The contactless card may comprise one or more unique identifiers. Each time a read operation takes place, a counter may be configured to update. In some examples, each time the card is read, it is transmitted to the server for validation and determines whether the counter is equal (as part of the validation).

[0113] The one or more counters may be configured to prevent a replay attack. For example, if a cryptogram has been obtained and replayed, that cryptogram is immediately rejected if

the counter has been read or used or otherwise passed over. If the counter has not been used, it may be replayed. In some examples, the counter that is updated on the card is different from the counter that is updated for transactions. In some examples, the contactless card may comprise a first applet, which may be a transaction applet, and a second applet. Each applet may comprise a counter.

[0114] In some examples, the counter may get out of sync between the contactless card and one or more servers. For example, the contactless card may be activated causing the counter to be updated and a new communication to be generated by the contactless card, but the communication may be not be transmitted for processing at the one or more servers. This may cause the counter of the contactless card and the counter maintained at the one or more servers to get out of sync. This may occur unintentionally including, for example, where a card is stored adjacent to a device (e.g., carried in a pocket with a device) and where the contactless card is read at an angle may include the card being misaligned or not positioned such that the contactless card is powered up an the NFC field but is not readable. If the contactless card is positioned adjacent to a device, the device's NFC field may be turned on to power the contactless card causing the counter therein to be updated, but no application on the device receives the communication.

[0115] To keep the counter in sync, an application, such as a background application, may be executed that would be configured to detect when the mobile device wakes up and synchronize with the one or more servers indicating that a read that occurred due to detection to then move the counter forward. Since the counters of the contactless card and the one or more servers may get out of sync, the one or more servers may be configured to allow the counter of the contactless card to be updated a threshold or predetermined number of times

before it is read by the one or more servers and still be considered valid. For example, if the counter is configured to increment (or decrement) by one for each occurrence indicating activation of the contactless card, the one or more servers may allow any counter value it reads from the contactless card as valid, or any counter value within a threshold range (e.g., from 1 to 10). Moreover, the one or more servers may be configured to request a gesture associated with the contactless card, such as a user tap, if it reads a counter value which has advanced beyond 10, but below another threshold range value (such as 1000). From the user tap, if the counter value is within a desired or acceptance range, authentication succeeds.

[0116] FIG. 8 is a flowchart illustrating key operations 800 according to an example embodiment. As illustrated in FIG. 8, at block 810, two bank identifier number (BIN) level master keys may be used in conjunction with the account identifier and card sequence number to produce two unique derived keys (UDKs) per card. In some examples, a bank identifier number may comprise one number or a combination of one or more numbers, such as an account number or an unpredictable number provided by one or more servers, may be used for session key generation and/or diversification. The UDKs (AUTKEY and ENCKEY) may be stored on the card during the personalization process.

[0117] At block 820, the counter may be used as the diversification data, since it changes with each use and provides a different session key each time, as opposed to the master key derivation in which one unique set of keys per card is produced. In some examples, it is preferable to use the 4-byte method for both operations. Accordingly, at block 820, two session keys may be created for each transaction from the UDKs, i.e., one session key from AUTKEY and one session key from ENCKEY. In the card, for the MAC key (i.e., the session key created from AUTKEY), the low order of two bytes of the OTP counter may be

used for diversification. For the ENC key (i.e., the session key created from ENCKEY), the full length of the OTP counter may be used for the ENC key.

[0118] At block 830, the MAC key may be used for preparing the MAC cryptogram, and the ENC key may be used to encrypt the cryptogram. For example, the MAC session key may be used to prepare the cryptogram, and the result may be encrypted with the ENC key before it is transmitted to the one or more servers.

[0119] At block 840, verification and processing of the MAC is simplified because 2-byte diversification is directly supported in the MAC authentication functions of payment HSMs. Decryption of the cryptogram is performed prior to verification of the MAC. The session keys are independently derived at the one or more servers, resulting in a first session key (the ENC session key) and a second session key (the MAC session key). The second derived key (i.e., the ENC session key) may be used to decrypt the data, and the first derived key (i.e., the MAC session key) may be used to verify the decrypted data.

[0120] For the contactless card, a different unique identifier is derived which may be related to the application primary account number (PAN) and PAN sequence number, which is encoded in the card. The key diversification may be configured to receive the identifier as input with the master key such that one or more keys may be created for each contactless card. In some examples, these diversified keys may comprise a first key and a second key. The first key may include an authentication master key (Card Cryptogram Generation/Authentication Key – Card-Key-Auth), and may be further diversified to create a MAC session key used when generating and verifying a MAC cryptogram. The second key may comprise an encryption master key (Card Data Encryption Key – Card-Key-DEK), and may be further diversified to create an ENC session key used when encrypting and

decrypting enciphered data. In some examples, the first and the second keys may be created by diversifying the issuer master keys by combining them with the card's unique ID number (pUID) and the PAN sequence number (PSN) of a payment applet. The pUID may comprise a 16-digit numerical value. As explained above, pUID may comprise a 16 digit BCD encoded number. In some examples, pUID may comprise a 14-digit numerical value.

[0121] In some examples, since the EMV session key derivation method may wrap at 2^{16} uses, the counter such as the full 32-bit counter may be added to the initialization arrays of the diversification method.

[0122] In other examples, such as credit cards, a number, such as an account number or an unpredictable number provided by one or more servers, may be used for session key generation and/or diversification.

[0123] FIG. 9 illustrates a diagram of a system 900 configured to implement one or more embodiments of the present disclosure. As explained below, during the contactless card creation process, two cryptographic keys may be assigned uniquely for each card. The cryptographic keys may comprise symmetric keys which may be used in both encryption and decryption of data. Triple DES (3DES) algorithm may be used by EMV and it is implemented by hardware in the contactless card. By using a key diversification process, one or more keys may be derived from a master key based upon uniquely identifiable information for each entity that requires a key.

[0124] Regarding master key management, two issuer master keys 905, 910 may be required for each part of the portfolio on which the one or more applets is issued. For example, the first master key 905 may comprise an Issuer Cryptogram Generation/Authentication Key (Iss-Key-Auth) and the second master key 910 may comprise an Issuer Data Encryption Key

(Iss-Key-DEK). As further explained herein, two issuer master keys 905, 910 are diversified into card master keys 925, 930, which are unique for each card. In some examples, a network profile record ID (pNPR) 915 and derivation key index (pDKI) 920, as back office data, may be used to identify which Issuer Master Keys 905, 910 to use in the cryptographic processes for authentication. The system performing the authentication may be configured to retrieve values of pNPR 915 and pDKI 920 for a contactless card at the time of authentication.

[0125] In some examples, to increase the security of the solution, a session key may be derived (such as a unique key per session) but rather than using the master key, the unique card-derived keys and the counter may be used as diversification data, as explained above. For example, each time the card is used in operation, a different key may be used for creating the message authentication code (MAC) and for performing the encryption. Regarding session key generation, the keys used to generate the cryptogram and encipher the data in the one or more applets may comprise session keys based on the card unique keys (Card-Key-Auth 925 and Card-Key-Dek 930). The session keys (Aut-Session-Key 935 and DEK-Session-Key 940) may be generated by the one or more applets and derived by using the application transaction counter (pATC) 945 with one or more algorithms. To fit data into the one or more algorithms, only the 2 low order bytes of the 4-byte pATC 945 is used. In some examples, the four byte session key derivation method may comprise: $F1 := \text{PATC}(\text{lower 2 bytes}) \parallel 'F0' \parallel '00' \parallel \text{PATC (four bytes)}$ $F1 := \text{PATC}(\text{lower 2 bytes}) \parallel '0F' \parallel '00' \parallel \text{PATC (four bytes)}$ $SK := \{(\text{ALG (MK) [F1]}) \parallel \text{ALG (MK) [F2]}\}$, where ALG may include 3DES ECB and MK may include the card unique derived master key.

[0126] As described herein, one or more MAC session keys may be derived using the lower two bytes of pATC 945 counter. At each tap of the contactless card, pATC 945 is configured

to be updated, and the card master keys Card-Key-AUTH 925 and Card-Key-DEK 930 are further diversified into the session keys Aut-Session-Key 935 and DEK-Session-KEY 940. pATC 945 may be initialized to zero at personalization or applet initialization time. In some examples, the pATC counter 945 may be initialized at or before personalization, and may be configured to increment by one at each NDEF read.

[0127] Further, the update for each card may be unique, and assigned either by personalization, or algorithmically assigned by pUID or other identifying information. For example, odd numbered cards may increment or decrement by 2 and even numbered cards may increment or decrement by 5. In some examples, the update may also vary in sequential reads, such that one card may increment in sequence by 1, 3, 5, 2, 2, ... repeating. The specific sequence or algorithmic sequence may be defined at personalization time, or from one or more processes derived from unique identifiers. This can make it harder for a replay attacker to generalize from a small number of card instances.

[0128] The authentication message may be delivered as the content of a text NDEF record in hexadecimal ASCII format. In some examples, only the authentication data and an 8-byte random number followed by MAC of the authentication data may be included. In some examples, the random number may precede cryptogram A and may be one block long. In other examples, there may be no restriction on the length of the random number. In further examples, the total data (i.e., the random number plus the cryptogram) may be a multiple of the block size. In these examples, an additional 8-byte block may be added to match the block produced by the MAC algorithm. As another example, if the algorithms employed used 16-byte blocks, even multiples of that block size may be used, or the output may be automatically, or manually, padded to a multiple of that block size.

[0129] The MAC may be performed by a function key (AUT-Session-Key) 935. The data specified in cryptogram may be processed with javacard.signature method: ALG_DES_MAC8_ISO9797_1_M2_ALG3 to correlate to EMV ARQC verification methods. The key used for this computation may comprise a session key AUT-Session-Key 935, as explained above. As explained above, the low order two bytes of the counter may be used to diversify for the one or more MAC session keys. As explained below, AUT-Session-Key 935 may be used to MAC data 950, and the resulting data or cryptogram A 955 and random number RND may be encrypted using DEK-Session-Key 940 to create cryptogram B or output 960 sent in the message.

[0130] In some examples, one or more HSM commands may be processed for decrypting such that the final 16 (binary, 32 hex) bytes may comprise a 3DES symmetric encrypting using CBC mode with a zero IV of the random number followed by MAC authentication data. The key used for this encryption may comprise a session key DEK-Session-Key 940 derived from the Card-Key-DEK 930. In this case, the ATC value for the session key derivation is the least significant byte of the counter pATC 945.

[0131] The format below represents a binary version example embodiment. Further, in some examples, the first byte may be set to ASCII 'A'.

Message Format				
1	2	4	8	8
0x43 (Message Type 'A')	Version	pATC	RND	Cryptogram A (MAC)
Cryptogram A (MAC)	8 bytes			
MAC of				
2	8	4	4	18 bytes input data
Version	pUID	pATC	Shared Secret	

Message Format				
1	2	4	16	
0x43 (Message Type 'A')	Version	pATC	Cryptogram B	
Cryptogram A (MAC)	8 bytes			
MAC of				
2	8	4	4	18 bytes input data
Version	pUID	pATC	Shared Secret	
Cryptogram B	16			
Sym Encryption of				
8	8			
RND	Cryptogram A			

[0132] Another exemplary format is shown below. In this example, the tag may be encoded in hexadecimal format.

Message Format				
2	8	4	8	8
Version	pUID	pATC	RND	Cryptogram A (MAC)
8 bytes				
8	8	4	4	18 bytes input data
pUID	pUID	pATC	Shared Secret	

Message Format				
2	8	4	16	
Version	pUID	pATC	Cryptogram B	
8 bytes				
8		4	4	18 bytes input data
pUID	pUID	pATC	Shared Secret	
Cryptogram B		16		
Sym Encryption of				
8	8			
RND	Cryptogram A			

[0133] The UID field of the received message may be extracted to derive, from master keys Iss-Key-AUTH 905 and Iss-Key-DEK 910, the card master keys (Card-Key-Auth 925 and Card-Key-DEK 930) for that particular card. Using the card master keys (Card-Key-Auth 925 and Card-Key-DEK 930), the counter (pATC) field of the received message may be used to derive the session keys (Aut-Session-Key 935 and DEK-Session-Key 940) for that particular card. Cryptogram B 960 may be decrypted using the DEK-Session-KEY, which yields cryptogram A 955 and RND, and RND may be discarded. The UID field may be used to look up the shared secret of the contactless card which, along with the Ver, UID, and pATC fields of the message, may be processed through the cryptographic MAC using the re-created Aut-Session-Key to create a MAC output, such as MAC'. If MAC' is the same as cryptogram A 955, then this indicates that the message decryption and MAC checking have all passed. Then the pATC may be read to determine if it is valid.

[0134] During an authentication session, one or more cryptograms may be generated by the one or more applications. For example, the one or more cryptograms may be generated as a 3DES MAC using ISO 9797-1 Algorithm 3 with Method 2 padding via one or more session keys, such as Aut-Session-Key 935. The input data 950 may take the following form: Version (2), pUID (8), pATC (4), Shared Secret (4). In some examples, the numbers in the brackets may comprise length in bytes. In some examples, the shared secret may be generated by one or more random number generators which may be configured to ensure, through one or more secure processes, that the random number is unpredictable. In some examples, the shared secret may comprise a random 4-byte binary number injected into the card at personalization time that is known by the authentication service. During an authentication session, the shared secret may not be provided from the one or more applets to

the mobile application. Method 2 padding may include adding a mandatory 0x'80' byte to the end of input data and 0x'00' bytes that may be added to the end of the resulting data up to the 8-byte boundary. The resulting cryptogram may comprise 8 bytes in length.

[0135] In some examples, one benefit of encrypting an unshared random number as the first block with the MAC cryptogram, is that it acts as an initialization vector while using CBC (Block chaining) mode of the symmetric encryption algorithm. This allows the “scrambling” from block to block without having to pre-establish either a fixed or dynamic IV.

[0136] By including the application transaction counter (pATC) as part of the data included in the MAC cryptogram, the authentication service may be configured to determine if the value conveyed in the clear data has been tampered with. Moreover, by including the version in the one or more cryptograms, it is difficult for an attacker to purposefully misrepresent the application version in an attempt to downgrade the strength of the cryptographic solution. In some examples, the pATC may start at zero and be updated by 1 each time the one or more applications generates authentication data. The authentication service may be configured to track the pATCs used during authentication sessions. In some examples, when the authentication data uses a pATC equal to or lower than the previous value received by the authentication service, this may be interpreted as an attempt to replay an old message, and the authenticated may be rejected. In some examples, where the pATC is greater than the previous value received, this may be evaluated to determine if it is within an acceptable range or threshold, and if it exceeds or is outside the range or threshold, verification may be deemed to have failed or be unreliable. In the MAC operation 936, data 950 is processed through the MAC using Aut-Session-Key 935 to produce MAC output (cryptogram A) 955, which is encrypted.

[0137] In order to provide additional protection against brute force attacks exposing the keys on the card, it is desirable that the MAC cryptogram 955 be enciphered. In some examples, data or cryptogram A 955 to be included in the ciphertext may comprise: Random number (8), cryptogram (8). In some examples, the numbers in the brackets may comprise length in bytes. In some examples, the random number may be generated by one or more random number generators which may be configured to ensure, through one or more secure processes, that the random number is unpredictable. The key used to encipher this data may comprise a session key. For example, the session key may comprise DEK-Session-Key 940. In the encryption operation 941, data or cryptogram A 955 and RND are processed using DEK-Session-Key 940 to produce encrypted data, cryptogram B 960. The data 955 may be enciphered using 3DES in cipher block chaining mode to ensure that an attacker must run any attacks over all of the ciphertext. As a non-limiting example, other algorithms, such as Advanced Encryption Standard (AES), may be used. In some examples, an initialization vector of 0x'0000000000000000' may be used. Any attacker seeking to brute force the key used for enciphering this data will be unable to determine when the correct key has been used, as correctly decrypted data will be indistinguishable from incorrectly decrypted data due to its random appearance.

[0138] In order for the authentication service to validate the one or more cryptograms provided by the one or more applets, the following data must be conveyed from the one or more applets to the mobile device in the clear during an authentication session: version number to determine the cryptographic approach used and message format for validation of the cryptogram, which enables the approach to change in the future; pUID to retrieve

cryptographic assets, and derive the card keys; and pATC to derive the session key used for the cryptogram.

[0139] FIG. 10 illustrates a method 1000 for generating a cryptogram. For example, at block 1010, a network profile record ID (pNPR) and derivation key index (pDKI) may be used to identify which Issuer Master Keys to use in the cryptographic processes for authentication. In some examples, the method may include performing the authentication to retrieve values of pNPR and pDKI for a contactless card at the time of authentication.

[0140] At block 1020, Issuer Master Keys may be diversified by combining them with the card's unique ID number (pUID) and the PAN sequence number (PSN) of one or more applets, for example, a payment applet.

[0141] At block 1030, Card-Key-Auth and Card-Key-DEK (unique card keys) may be created by diversifying the Issuer Master Keys to generate session keys which may be used to generate a MAC cryptogram.

[0142] At block 1040, the keys used to generate the cryptogram and encipher the data in the one or more applets may comprise the session keys of block 1030 based on the card unique keys (Card-Key-Auth and Card-Key-DEK). In some examples, these session keys may be generated by the one or more applets and derived by using pATC, resulting in session keys Aut-Session-Key and DEK-Session-Key.

[0143] FIG. 11 depicts an exemplary process 1100 illustrating key diversification according to one example. Initially, a sender and the recipient may be provisioned with two different master keys. For example, a first master key may comprise the data encryption master key, and a second master key may comprise the data integrity master key. The sender has a counter value, which may be updated at block 1110, and other data, such as data to be

protected, which it may secure share with the recipient.

[0144] At block 1120, the counter value may be encrypted by the sender using the data encryption master key to produce the data encryption derived session key, and the counter value may also be encrypted by the sender using the data integrity master key to produce the data integrity derived session key. In some examples, a whole counter value or a portion of the counter value may be used during both encryptions.

[0145] In some examples, the counter value may not be encrypted. In these examples, the counter may be transmitted between the sender and the recipient in the clear, i.e., without encryption.

[0146] At block 1130, the data to be protected is processed with a cryptographic MAC operation by the sender using the data integrity session key and a cryptographic MAC algorithm. The protected data, including plaintext and shared secret, may be used to produce a MAC using one of the session keys (AUT-Session-Key).

[0147] At block 1140, the data to be protected may be encrypted by the sender using the data encryption derived session key in conjunction with a symmetric encryption algorithm. In some examples, the MAC is combined with an equal amount of random data, for example each 8 bytes long, and then encrypted using the second session key (DEK-Session-Key).

[0148] At block 1150, the encrypted MAC is transmitted, from the sender to the recipient, with sufficient information to identify additional secret information (such as shared secret, master keys, etc.), for verification of the cryptogram.

[0149] At block 1160, the recipient uses the received counter value to independently derive the two derived session keys from the two master keys as explained above.

[0150] At block 1170, the data encryption derived session key is used in conjunction with the

symmetric decryption operation to decrypt the protected data. Additional processing on the exchanged data will then occur. In some examples, after the MAC is extracted, it is desirable to reproduce and match the MAC. For example, when verifying the cryptogram, it may be decrypted using appropriately generated session keys. The protected data may be reconstructed for verification. A MAC operation may be performed using an appropriately generated session key to determine if it matches the decrypted MAC. As the MAC operation is an irreversible process, the only way to verify is to attempt to recreate it from source data.

[0151] At block 1180, the data integrity derived session key is used in conjunction with the cryptographic MAC operation to verify that the protected data has not been modified.

[0152] Some examples of the methods described herein may advantageously confirm when a successful authentication is determined when the following conditions are met. First, the ability to verify the MAC shows that the derived session key was proper. The MAC may only be correct if the decryption was successful and yielded the proper MAC value. The successful decryption may show that the correctly derived encryption key was used to decrypt the encrypted MAC. Since the derived session keys are created using the master keys known only to the sender (e.g., the transmitting device) and recipient (e.g., the receiving device), it may be trusted that the contactless card which originally created the MAC and encrypted the MAC is indeed authentic. Moreover, the counter value used to derive the first and second session keys may be shown to be valid and may be used to perform authentication operations.

[0153] Thereafter, the two derived session keys may be discarded, and the next iteration of data exchange will update the counter value (returning to block 1110) and a new set of

session keys may be created (at block 1120). In some examples, the combined random data may be discarded.

[0154] Example embodiments of systems and methods described herein may be configured to provide security factor authentication. The security factor authentication may comprise a plurality of processes. As part of the security factor authentication, a first process may comprise logging in and validating a user via one or more applications executing on a device. As a second process, the user may, responsive to successful login and validation of the first process via the one or more applications, engage in one or more behaviors associated with one or more contactless cards. In effect, the security factor authentication may include both securely proving identity of the user and engaging in one or more types of behaviors, including but not limited to one or more tap gestures, associated with the contactless card. In some examples, the one or more tap gestures may comprise a tap of the contactless card by the user to a device. In some examples, the device may comprise a mobile device, a kiosk, a terminal, a tablet, or any other device configured to process a received tap gesture.

[0155] In some examples, the contactless card may be tapped to a device, such as one or more computer kiosks or terminals, to verify identity so as to receive a transactional item responsive to a purchase, such as a coffee. By using the contactless card, a secure method of proving identity in a loyalty program may be established. Securely proving the identity, for example, to obtain a reward, coupon, offer, or the like or receipt of a benefit is established in a manner that is different than merely scanning a bar card. For example, an encrypted transaction may occur between the contactless card and the device, which may be configured to process one or more tap gestures. As explained above, the one or more applications may be configured to validate identity of the user and then cause the user to act or respond to it, for

example, via one or more tap gestures. In some examples, data for example, bonus points, loyalty points, reward points, healthcare information, etc., may be written back to the contactless card.

[0156] In some examples, the contactless card may be tapped to a device, such as a mobile device. As explained above, identity of the user may be verified by the one or more applications which would then grant the user a desired benefit based on verification of the identity.

[0157] In some examples, the contactless card may be activated by tapping to a device, such as a mobile device. For example, the contactless card may communicate with an application of the device via a card reader of the device through NFC communication. The communication, in which a tap of the card proximate the card reader of the device may allow the application of the device to read data associated with the contactless card and activate the card. In some examples, the activation may authorize the card to be used to perform other functions, e.g., purchases, access account or restricted information, or other functions. In some examples, the tap may activate or launch the application of the device and then initiate one or more actions or communications with one or more servers to activate the contactless card. If the application is not installed on the device, a tap of the contactless card proximate the card reader may initiate a download of the application, such as navigation to a download page of the application). Subsequent to installation, a tap of the contactless card may activate or launch the application, and then initiate, for example via the application or other back-end communication), activation of the contactless card. After activation, the contactless card may be used in various activities, including without limitation commercial transactions.

[0158] In some embodiments, a dedicated application may be configured to execute on a

client device to perform the activation of the contactless card. In other embodiments, a webportal, a web-based app, an applet, and/or the like may perform the activation. Activation may be performed on the client device, or the client device may merely act as a go between for the contactless card and an external device (e.g., account server). According to some embodiments, in providing activation, the application may indicate, to the account server, the type of device performing the activation (e.g., personal computer, smartphone, tablet, or point-of-sale (POS) device). Further, the application may output, for transmission, different and/or additional data to the account server depending on the type of device involved. For example, such data may comprise information associated with a merchant, such as merchant type, merchant ID, and information associated with the device type itself, such as POS data and POS ID.

[0159] In some embodiments, the example authentication communication protocol may mimic an offline dynamic data authentication protocol of the EMV standard that is commonly performed between a transaction card and a point-of-sale device, with some modifications. For example, because the example authentication protocol is not used to complete a payment transaction with a card issuer/payment processor per se, some data values are not needed, and authentication may be performed without involving real-time online connectivity to the card issuer/payment processor. As is known in the art, point of sale (POS) systems submit transactions including a transaction value to a card issuer. Whether the issuer approves or denies the transaction may be based on if the card issuer recognizes the transaction value. Meanwhile, in certain embodiments of the present disclosure, transactions originating from a mobile device lack the transaction value associated with the POS systems. Therefore, in some embodiments, a dummy transaction value (i.e., a value recognizable to

the card issuer and sufficient to allow activation to occur) may be passed as part of the example authentication communication protocol. POS based transactions may also decline transactions based on the number of transaction attempts (e.g., transaction counter). A number of attempts beyond a buffer value may result in a soft decline; the soft decline requiring further verification before accepting the transaction. In some implementations, a buffer value for the transaction counter may be modified to avoid declining legitimate transactions.

[0160] In some examples, the contactless card can selectively communicate information depending upon the recipient device. Once tapped, the contactless card can recognize the device to which the tap is directed, and based on this recognition the contactless card can provide appropriate data for that device. This advantageously allows the contactless card to transmit only the information required to complete the instant action or transaction, such as a payment or card authentication. By limiting the transmission of data and avoiding the transmission of unnecessary data, both efficiency and data security can be improved. The recognition and selective communication of information can be applied to a various scenarios, including card activation, balance transfers, account access attempts, commercial transactions, and step-up fraud reduction.

[0161] If the contactless card tap is directed to a device running Apple's iOS® operating system, e.g., an iPhone, iPod, or iPad, the contactless card can recognize the iOS® operating system and transmit data appropriate data to communicate with this device. For example, the contactless card can provide the encrypted identity information necessary to authenticate the card using NDEF tags via, e.g., NFC. Similarly, if the contactless card tap is directed to a device running the Android® operating system, e.g., an Android® smartphone or tablet, the

contactless card can recognize the Android® operating system and transmit appropriate and data to communicate with this device (such as the encrypted identity information necessary for authentication by the methods described herein).

[0162] As another example, the contactless card tap can be directed to a POS device, including without limitation a kiosk, a checkout register, a payment station, or other terminal. Upon performance of the tap, the contactless card can recognize the POS device and transmit only the information necessary for the action or transaction. For example, upon recognition of a POS device used to complete a commercial transaction, the contactless card can communicate payment information necessary to complete the transaction under the EMV standard.

[0163] In some examples, the POS devices participating in the transaction can require or specify additional information, e.g., device-specific information, location-specific information, and transaction-specific information, that is to be provided by the contactless card. For example, once the POS device receives a data communication from the contactless card, the POS device can recognize the contactless card and request the additional information necessary to complete an action or transaction.

[0164] In some examples the POS device can be affiliated with an authorized merchant or other entity familiar with certain contactless cards or accustomed to performing certain contactless card transactions. However, it is understood such an affiliation is not required for the performance of the described methods.

[0165] In some examples, such as a shopping store, grocery store, convenience store, or the like, the contactless card may be tapped to a mobile device without having to open an application, to indicate a desire or intent to utilize one or more of reward points, loyalty

points, coupons, offers, or the like to cover one or more purchases. Thus, an intention behind the purchase is provided.

[0166] In some examples, the one or more applications may be configured to determine that it was launched via one or more tap gestures of the contactless card, such that a launch occurred at 3:51 pm, that a transaction was processed or took place at 3:56 pm, in order to verify identity of the user.

[0167] In some examples, the one or more applications may be configured to control one or more actions responsive to the one or more tap gestures. For example, the one or more actions may comprise collecting rewards, collecting points, determine the most important purchase, determine the least costly purchase, and/or reconfigure, in real-time, to another action.

[0168] In some examples, data may be collected on tap behaviors as biometric/gestural authentication. For example, a unique identifier that is cryptographically secure and not susceptible to interception may be transmitted to one or more backend services. The unique identifier may be configured to look up secondary information about individual. The secondary information may comprise personally identifiable information about the user. In some examples, the secondary information may be stored within the contactless card.

[0169] In some examples, the device may comprise an application that splits bills or check for payment amongst a plurality of individuals. For example, each individual may possess a contactless card, and may be customers of the same issuing financial institution, but it is not necessary. Each of these individuals may receive a push notification on their device, via the application, to split the purchase. Rather than accepting only one card tap to indicate payment, other contactless cards may be used. In some examples, individuals who have

different financial institutions may possess contactless cards to provide information to initiate one or more payment requests from the card-tapping individual.

[0170] The following example use cases describe examples of particular implementations of the present disclosure. These are intended solely for explanatory purposes and not for purposes of limitation. In one case, a first friend (payor) owes a second friend (payee) a sum of money. Rather than going to an ATM or requiring exchange through a peer-to-peer application, payor wishes to pay via payee's smartphone (or other device) using a contactless card. Payee logs-on to the appropriate application on his smartphone and selects a payment request option. In response, the application requests authentication via payee's contactless card. For example, the application outputs a display requesting that payee tap his contactless card. Once payee taps his contactless card against the screen of his smartphone with the application enabled, the contactless card is read and verified. Next, the application displays a prompt for payor to tap his contactless card to send payment. After the payor taps his contactless card, the application reads the card information and transmits, via an associated processor, a request for payment to payor's card issuer. The card issuer processes the transaction and sends a status indicator of the transaction to the smartphone. The application then outputs for display the status indicator of the transaction.

[0171] In another example case, a credit card customer may receive a new credit card (or debit card, other payment card, or any other card requiring activation) in the mail. Rather than activating the card by calling a provided telephone number associated with the card issuer or visiting a website, the customer may decide to activate the card via an application on his or her device (e.g., a mobile device such as a smartphone). The customer may select the card activation feature from the application's menu that is displayed on a display of the

device. The application may prompt the customer to tap his or her credit card against the screen. Upon tapping the credit card against the screen of the device, the application may be configured to communicate with a server, such as a card issuer server which activates the customer's card. The application may then displays a message indicating successful activation of the card. The card activation would then be complete.

[0172] FIG. 12 illustrates a method 1200 for card activation according to an example embodiment. For example, card activation may be completed by a system including a card, a device, and one or more servers. The contactless card, device, and one or more servers may reference same or similar components that were previously explained above with reference to FIG. 1A, FIG. 1B, FIG. 5A, and FIG. 5B, such as contactless card 105, client device 110, and server 120.

[0173] In block 1210, the card may be configured to dynamically generate data. In some examples, this data may include information such as an account number, card identifier, card verification value, or phone number, which may be transmitted from the card to the device. In some examples, one or more portions of the data may be encrypted via the systems and methods disclosed herein.

[0174] In block 1220, one or more portions of the dynamically generated data may be communicated to an application of the device via NFC or other wireless communication. For example, a tap of the card proximate to the device may allow the application of the device to read the one or more portions of the data associated with the contactless card. In some examples, if the device does not comprise an application to assist in activation of the card, the tap of the card may direct the device or prompt the customer to a software application store to download an associated application to activate the card. In some examples, the user

may be prompted to sufficiently gesture, place, or orient the card towards a surface of the device, such as either at an angle or flatly placed on, near, or proximate the surface of the device. Responsive to a sufficient gesture, placement and/or orientation of the card, the device may proceed to transmit the one or more encrypted portions of data received from the card to the one or more servers.

[0175] In block 1230, the one or more portions of the data may be communicated to one or more servers, such as a card issuer server. For example, one or more encrypted portions of the data may be transmitted from the device to the card issuer server for activation of the card.

[0176] In block 1240, the one or more servers may decrypt the one or more encrypted portions of the data via the systems and methods disclosed herein. For example, the one or more servers may receive the encrypted data from the device and may decrypt it in order to compare the received data to record data accessible to the one or more servers. If a resulting comparison of the one or more decrypted portions of the data by the one or more servers yields a successful match, the card may be activated. If the resulting comparison of the one or more decrypted portions of the data by the one or more servers yields an unsuccessful match, one or more processes may take place. For example, responsive to the determination of the unsuccessful match, the user may be prompted to tap, swipe, or wave gesture the card again. In this case, there may be a predetermined threshold comprising a number of attempts that the user is permitted to activate the card. Alternatively, the user may receive a notification, such as a message on his or her device indicative of the unsuccessful attempt of card verification and to call, email or text an associated service for assistance to activate the card, or another notification, such as a phone call on his or her device indicative of the

unsuccessful attempt of card verification and to call, email or text an associated service for assistance to activate the card, or another notification, such as an email indicative of the unsuccessful attempt of card verification and to call, email or text an associated service for assistance to activate the card.

[0177] In block 1250, the one or more servers may transmit a return message based on the successful activation of the card. For example, the device may be configured to receive output from the one or more servers indicative of a successful activation of the card by the one or more servers. The device may be configured to display a message indicating successful activation of the card. Once the card has been activated, the card may be configured to discontinue dynamically generating data so as to avoid fraudulent use. In this manner, the card may not be activated thereafter, and the one or more servers are notified that the card has already been activated.

[0178] In another example case, a customer wants to access his financial accounts on his or her mobile phone. The customer launches an application (e.g., a bank application) on the mobile device and inputs a username and password. At this stage, the customer may see first-level account information (e.g., recent purchases) and be able to perform first-level account options (e.g., pay credit-card). However, if the user attempts to access second-level account information (e.g., spending limit) or perform a second-level account option (e.g., transfer to external system) he must have a second-factor authentication. Accordingly, the application requests that a user provide a transaction card (e.g., credit card) for account verification. The user then taps his credit card to the mobile device, and the application verifies that the credit card corresponds to the user's account. Thereafter, the user may view second-level account data and/or perform second-level account functions.

[0179] In some examples, a contactless card may be used to make a payment. For example, the contactless card may store a user's name and account information on the memory of the contactless card. A user may tap the contactless card at a terminal, which may read or modify the content or data stored on the contactless card using various techniques disclosed herein, e.g., NFC. The terminal may possess some or all the technical features disclosed herein for similar devices. In particular, the terminal may have a processor and memory and the processor may perform various encryption algorithms to facilitate secure transmission of information to other devices. The terminal may be in communication with a server. In one example, the terminal may read the data stored on the contactless card and transmit the data to the server, e.g., the terminal may transmit the account number to the server. The terminal may also transmit other information along with the data stored on the contactless card, e.g., an amount to be charged to the account. The amount to be charged to the account does not have to be stored on the card and it may be provided to the terminal separately.

[0180] The server may receive this information, e.g., the account number and the amount to be charged to the account. Subsequently, the server may process a payment, e.g., a payment from the account to a merchant account. If the server successfully processes the payment, the server may transmit a success message to the terminal. Otherwise, the server may transmit a failure message to the terminal. In one example, the failure message may indicate a reason why the payment was not processed, e.g., insufficient funds in the account, account closed or suspected fraudulent transaction. In the case of a suspected fraudulent transaction, the message may notify the merchant to ask for additional documentation before submitting the transaction again.

[0181] FIG. 13 shows an example flow chart 1300 for making a payment using a contactless

card according to an example embodiment. In this example embodiment, in step 1310, a contactless card (or transmitting device) may be tapped on a terminal or receiving device.

[0182] In step 1320, the terminal may read the content of the contactless card. If the content of the contactless card is encrypted, the terminal may decrypt the content, as disclosed herein.

[0183] In step 1330, the terminal may optionally receive data from a source other than the contactless card. For example, a user may manually provide the data to the terminal.

[0184] In step 1340, the terminal may transmit the information obtained in steps 1320 and 1330 to a server.

[0185] In step 1350, the server may use the information to make the payment or conduct a financial transaction. For example, using the bank account number obtained in step 1320 and an amount received in step 1330, the receiving device may debit the amount from the bank account and credit the amount to a different account (e.g., an account associated with the terminal).

[0186] In some examples, multiple contactless cards may be used to make a payment, e.g., in a restaurant, multiple contactless cards may be used to split a check.

[0187] FIG. 14 shows an example embodiment in which a terminal processes payments from multiple cards. In step 1410, a payment amount and/or a number of cards making the payment may be specified on the terminal.

[0188] Subsequently, in step 1420, the terminal may divide the payment amount by the number of cards to determine an individual amount for each card, i.e., how much each individual card has to be charged.

[0189] In step 1430, each contactless card may be tapped at the terminal, and the terminal

may charge each card the individual amount.

[0190] Specifically, in step 1440, the terminal may transmit the information associated with each card to a server. This information may indicate how much each card should be charged.

[0191] In step 1450, the server may charge each card as specified by the terminal.

[0192] In another example, a number of cards and a percentage of payment for each card may be specified on the terminal. For example, an operator of the terminal may indicate that the payment has to be divided among three parties, the first party paying 50% of the payment and the remaining two parties each pay 25% of the payment. Each contactless card may be tapped at the terminal (e.g., in the order specified by the operator), and the terminal may charge each card the amount specified by the operator.

[0193] In another example, the terminal may determine how to split the payment based on how many contactless cards are scanned at the terminal. In other words, the terminal may count the number of cards scanned at the terminal. For example, an operator may scan five cards at a terminal. After scanning the last card, the terminal may wait for a predetermined time. If no other card is scanned at the terminal after the predetermined time passes, the terminal may decide that the payment will have to be divided among five cards because the terminal counted five cards.

[0194] In one example, the operator may specify the contactless card that will be scanned last. For example, the contactless card that is scanned first may be the contactless card that is scanned last. In this example, the operator may scan a number of cards first, and at the end, by scanning for a second time the card that was scanned first, the operator may indicate to the terminal that all the cards have been scanned. In yet another embodiment, if a contactless

card is scanned twice, the terminal may determine that all the cards have been scanned, and thus, the payment amount has to be divided among the number of cards scanned.

[0195] In one example, the terminal may determine how to divide up the payment based on how many times a card is scanned at the terminal. For example, if a first card is scanned twice but a second card is scanned only once, the share of payment allocated to the first card is twice the share of payment allocated to the second card. In this embodiment, the terminal may determine the last card, for example, if no card is scanned for a predetermine time after the last card is scanned.

[0196] When multiple cards are scanned or tapped at a terminal, the terminal may use several techniques for transmitting the information to a server. For example, in one embodiment, the terminal may transmit the information each time a card is scanned at the terminal. In other words, each time a card is scanned at the terminal, the terminal may transmit the information relating to the scanned card to the server. In another embodiment, the terminal may transmit the information less frequently. For example, each time a communication is transmitted from the terminal to the server, the terminal may transmit the information relating to multiple cards, e.g., the terminal may transmit the information relating to two cards. In another example, after scanning all the cards, the terminal may transmit the information relating to all the cards all at once. One of the benefits of this embodiment is that it minimizes the terminal's connection to the network which connects the terminal to the server. In situations where the terminal has limited access to the network, this embodiment may be beneficial.

[0197] In some examples, a contactless card may be used to make a payment from one user to another user, e.g., from a cryptocurrency account of a first user to a cryptocurrency account of a second user. Each user can own an electronic wallet (or an address thereof).

The cryptocurrency can be a distributed peer-to-peer digital currency that can be transferred instantly and securely between any two users.

[0198] The cryptocurrency can be regulated by cryptographic methods which manage and control the currency. For example, the cryptocurrency can have a public key and a private key. The public key can be seen by others to verify the quantity of the currency at a specific address. The currency at the address can only be transferred to a third party by disclosing the private key. The private key can be a secret number that allows the cryptocurrency to be spent. Every cryptocurrency address has a matching private key, which can be saved in the wallet file of the user who owns the balance. The private key can be mathematically related to the cryptocurrency address, and is designed so that the cryptocurrency address can be calculated from the private key. However, the same cannot be done in reverse. Private keys must be kept securely, for they authorize the release of cryptocurrencies at a specific address. Private keys can be kept on computer files (i.e., digital wallet), but they are also short enough that they can be printed on paper.

[0199] Private keys can also be kept on a virtual wallet, which can store a user's cryptocurrencies on a secure server where the cryptocurrencies can be accessed. Virtual wallets facilitate cryptocurrency transactions. Virtual wallets also reduce the amount of risk in storing the cryptocurrency because most virtual wallets store all or part of the user's cryptocurrency balance on a server and the user's account is password protected or protected with two-factor authentication.

[0200] In one embodiment, the supply of the cryptocurrency tokens can be fixed after the service provider issues the cryptocurrency tokens. For example, the service provider can issue and release all of the cryptocurrency tokens at the same time. In another embodiment,

the supply of the cryptocurrency tokens can increase over time, but the ultimate number of the cryptocurrency tokens in circulation can be fixed. For example, the service provider can issue new cryptocurrency tokens until the supply of the tokens has reached its upper limit. In yet another embodiment, the supply of cryptocurrency tokens can increase overtime without ever reaching a limiting number. This increase in the supply of the tokens can occur at an increasing rate or a decreasing rate.

[0201] In one example, a first user may have a contactless card associated with the first user's cryptocurrency account on a virtual wallet managed by a third-party. A second user may also have a contactless card associated with the second user's cryptocurrency account on a virtual wallet managed by a third-party. The first user may make a payment to the second user using the first user contactless card and the second user's contactless card. In this regard, a cellphone may be used as a device which may scan or read contactless cards using a wireless technology, e.g., NFC. The cellphone may be in communication with a server of the third-party which may process payments for digital currency wallets. The cellphone may include an application which may facilitate various modes of operation of the cellphone to process payments.

[0202] For example, the user may specify on the application that the user intends to make a payment from one contactless card to another contactless card. After specifying this setting, a user may scan the first contactless card and the second contactless card at the cellphone. The cellphone may read the content of each card, respectively. The cellphone may also decrypt any encrypted data stored on each contactless card.

[0203] After reading the content of each card, the cellphone may transmit a message to the server of the third-party. The message may include certain information obtained from the

first contactless card, e.g., the cryptocurrency account number of the first user; certain information obtained from the second contactless card, e.g., cryptocurrency account number of the second user; and certain information obtained from the user, e.g., how much to be transferred from the first cryptocurrency account to the second cryptocurrency account. Upon receiving the message, the server may process a payment from the first cryptocurrency account to the second cryptocurrency account.

[0204] In one example embodiment, a contactless card can be a cryptocurrency wallet, i.e., the contactless card can store the private key associated with a user's account. Using a client device such as a cellphone, the user can transmit a payment from the user's cryptocurrency account to another user's cryptocurrency account. Specifically, the user can scan the user's contactless card at the cellphone, which can transmit the user's private key to the wallet of the other user. Using the private key, the second user can process the payment.

[0205] In an example embodiment, a wearable device or another smart device (e.g., cellphone, music player, laptop, etc.) may be a terminal and receive payments from individuals. In this example embodiment, the user of the wearable device may set up an account for receiving payments. The account may be set up with a service provider. The wearable device is enabled to read contactless cards, e.g., using NFC technology. The wearable device may optionally include an application which may facilitate processing payments.

[0206] For example, the user of the wearable device may specify the user's account information with the service provider. The application may communicate with a server of the service provider and transmit or receive information to or from the server. In this example, an individual's contactless card may be scanned at the wearable device. The

wearable device may receive certain information stored on the memory of the contactless card, e.g., account information. The application may also determine a payment amount to be debited from the individual's account. The application may transmit the account information as well as the payment amount to the server. The server may process the payment. For example, the server may debit the payment amount from the individual's account and credit the payment amount to the user's account.

[0207] The application may use various techniques for determining the payment amount. In one example, the user of the wearable device may specify the payment amount to the application of the wearable device. In another example, the wearable device may scan a product or barcode to determine the payment amount. In yet another example, the application of a wearable device may receive a message indicating the payment amount.

[0208] In some examples, the manner by which a contactless card is tapped on a terminal or receiving device may indicate a message to the terminal. For example, the terminal may determine how many times and how long a contactless card is tapped on the terminal. Using this concept, a user may set up a tap password for a contactless card. The tap password may be a password that may be conveyed to the terminal based on how many times (and how long) the contactless card is tapped on the terminal. For example, taps lasting less than one second may be short taps and taps lasting longer than one second may be long taps. One exemplary tap password may include two short taps and one long tap. In some embodiments, the password is sensitive to the sequence of the taps, but in some other embodiments, the sequence of taps does not matter.

[0209] In one embodiment, the tap password may be stored in the memory of the contactless card. In another example embodiment, the tap password may be stored in a server in

communication with the terminal. The user may set the password by, e.g., visiting a bank and setting the password by tapping the contactless card on a terminal. The user may also set the password by, e.g., describing the password on a website associated with the institution which issued the contactless card to the user, e.g., two long taps and one short tap.

[0210] When a contactless card is tapped on a terminal to authorize a transaction, the terminal may detect the manner by which the contactless card is tapped on the terminal. In one example, the terminal may store or transmit this information (i.e., the manner) to a server in communication with the terminal. The server may compare this information with the tap password already on file for the contactless card. If the information matches the previously stored tap password, the server may authorize the transaction. Otherwise, the server may reject the transaction.

[0211] In another example, the tap password may be stored on the contactless card. Before transmitting any information to the server, the terminal may detect the manner by which the user taps the contactless card. The terminal may also read the tap password stored on the contactless card. If the tap password matches the manner, the terminal may transmit the transaction to the server for authorization.

[0212] In one example, the user may set transaction specific requirements for the contactless card. The user may provide these requirements through a website operated by the issuer of the contactless card. These requirements may be stored on a server owned by the issuer or they may be stored on the contactless card. For example, the user may ask the user's bank to require a tap password for every transaction that exceeds a threshold dollar value. If the user is conducting a transaction that exceeds the threshold value, the terminal may prompt the user to enter the user's tap password. The terminal may prompt the user, for example, by

reading the contactless card (which requires a tap password). As another example, the terminal may transmit certain information from the user's contactless card, and based on the information, the server may prompt the terminal to ask the user enter the user's tap password.

[0213] In some examples, a contactless card may be locked, which means that the card cannot be used for any other transactions. There may be various techniques for locking or unlocking the contactless card. In one example, a user of the contactless card may visit a local facility associated with the issuer of the contactless card. The user may tap the card on a terminal and the terminal may lock the card. In another example, the user may tap the card on a cellphone and the cellphone may lock the card. The cellphone may include an application, which when run on a locking mode may facilitate locking the contactless card. The unlocking process may be similar to the locking process, e.g., tapping on a terminal or cellphone.

[0214] In one example, a terminal or cellphone may lock the contactless card by storing certain data or information on the memory of the card. In this example, after locking the card, every time the card is scanned at other terminals, the terminals may detect the stored information, i.e., that the card is locked. Therefore, the terminals may refuse to transmit the card information to the server (and thereby reject the transaction). Alternatively, the terminal transmits the card information (including the locking data) to the server, but the server rejects the transaction.

[0215] In another example, a terminal or cellphone may lock the contactless card by transmitting a locking message to the server. In this example, after locking the card, every time the card is scanned at other terminals, the terminals may seek authorization for the transaction from the server. However, the server may reject the transaction.

[0216] In other examples, these techniques may be applied to other accounts, e.g., related accounts or other accounts associated with the user. For example, if a user detects potentially fraudulent activity has occurred in one account, the user may seek to lock his or her other accounts. By the same processes, the user can lock other accounts and more effectively deter future instances of potentially fraudulent activity.

[0217] In some examples, the contactless card may be used to order products using a button. A button may be a receiving device including a processor and a memory. The button may send order or reorder signals to a server. A button may be programmed to order a specific product from a particular online retailer. For example, a button may be programmed to order toilet paper from an online retailer. The button may also be programmed to order the specific product only when a contactless card is tapped on the button. For example, when a user taps a contactless card at the button, the button reads the content of the contactless card. The button may relay this information to the server. The button may also send other information to the server.

[0218] For example, the button may transmit a code to the server which identifies the product to be ordered and name and address of the person who ordered the product. In one example, the name and address of the person who ordered the product is pre-stored in the button and the button transmits this pre-stored information to the server. In another example, the name and address of the person is stored on the contactless card, and the button obtains this information when the contactless card is tapped on the button. In a further example, the server stores certain information about the user, e.g., name, address and card number. When the user taps the contactless card at the button, the button obtains the user's card number and transmits the card number to the server. Based on the card number, the server determines the

user's name and address (and optionally the product to be ordered). Subsequently, the server processes the order.

[0219] In another example, the button may be configured to operate only with a specific contactless card. In this case, an identification number unique to a contactless card may be stored in the button. If the contactless card scanned at the button has the unique identification number, the button may transmit certain information to the server to process an order. Otherwise, the button may simply ignore the tapping of the contactless card.

[0220] In an example embodiment, a user may receive access to a product or service when the user taps the contactless card which paid for the product or service. For example, a user may pay for a concert ticket at a ticket office using the user's contactless card. Specifically, the user may tap the user's contactless card on a terminal located at the ticket office. The terminal may scan the card and obtain a unique identification number stored on the card. The terminal may transmit the unique identification number to a server. The server may store the unique identification number for future access. When the user arrives at the concert, the user may tap the user's contactless card on a terminal located at the entrance of the concert. The terminal may obtain the unique identification number of the card and transmit it to the server. The server may compare this unique identification number to previously stored unique identification numbers. If there is a match, the server may transmit a signal to the terminal to allow access to the user. Otherwise, the server may transmit a signal to the terminal to deny access to the user.

[0221] In one example, the user may purchase the product or service online. Specifically, when paying for the product, the user may tap the user's contactless card on the user's cellphone (or other smart device). The cell phone may transmit the contactless card's unique

identification number to the server and the server may store the unique identification number for future use. In another example, the user may manually enter the unique identification number on the user's cellphone (or other smart device). The cellphone may transmit the unique identification number to the server for future use.

[0222] Throughout the specification, reference is made to various accounts, e.g., a banking account, a credit card account, and a debit account. However, it is understood that the present disclosure is not limited to a particular banking account, and may include any financial account, as well as accounts related to entertainment, loyalty programs, utilities, and other services.

[0223] In some examples, the present disclosure refers to a tap of the contactless card. However, it is understood that the present disclosure is not limited to a tap, and that the present disclosure includes other gestures (e.g., a wave or other movement of the card).

[0224] Throughout the specification and the claims, the following terms take at least the meanings explicitly associated herein, unless the context clearly dictates otherwise. The term "or" is intended to mean an inclusive "or." Further, the terms "a," "an," and "the" are intended to mean one or more unless specified otherwise or clear from the context to be directed to a singular form.

[0225] In this description, numerous specific details have been set forth. It is to be understood, however, that implementations of the disclosed technology may be practiced without these specific details. In other instances, well-known methods, structures and techniques have not been shown in detail in order not to obscure an understanding of this description. References to "some examples," "other examples," "one example," "an example," "various examples," "one embodiment," "an embodiment," "some embodiments,"

“example embodiment,” “various embodiments,” “one implementation,” “an implementation,” “example implementation,” “various implementations,” “some implementations,” etc., indicate that the implementation(s) of the disclosed technology so described may include a particular feature, structure, or characteristic, but not every implementation necessarily includes the particular feature, structure, or characteristic. Further, repeated use of the phrases “in one example,” “in one embodiment,” or “in one implementation” does not necessarily refer to the same example, embodiment, or implementation, although it may.

[0226] As used herein, unless otherwise specified the use of the ordinal adjectives “first,” “second,” “third,” etc., to describe a common object, merely indicate that different instances of like objects are being referred to, and are not intended to imply that the objects so described must be in a given sequence, either temporally, spatially, in ranking, or in any other manner.

[0227] While certain implementations of the disclosed technology have been described in connection with what is presently considered to be the most practical and various implementations, it is to be understood that the disclosed technology is not to be limited to the disclosed implementations, but on the contrary, is intended to cover various modifications and equivalent arrangements included within the scope of the appended claims. Although specific terms are employed herein, they are used in a generic and descriptive sense only and not for purposes of limitation.

[0228] This written description uses examples to disclose certain implementations of the disclosed technology, including the best mode, and also to enable any person skilled in the art to practice certain implementations of the disclosed technology, including making and

using any devices or systems and performing any incorporated methods. The patentable scope of certain implementations of the disclosed technology is defined in the claims, and may include other examples that occur to those skilled in the art. Such other examples are intended to be within the scope of the claims if they have structural elements that do not differ from the literal language of the claims, or if they include equivalent structural elements with insubstantial differences from the literal language of the claims.

CLAIMS:

1. A data transmission system, comprising:
 - a contactless card, comprising a processor and a memory, the memory of the contactless card storing transmission data and a card key; and
 - an application executing on a receiving device,wherein, after entry into a communication field of the receiving device, the contactless card is configured to:
 - encrypt the transmission data using a cryptographic algorithm and the card key to yield an encrypted transmission data,
 - transmit the encrypted transmission data to the application running on the receiving device, and
 - transmit a tap password to the application, the tap password corresponding to a number of taps of the contactless card to the receiving device, and
 - wherein the application is configured to, upon verifying the tap password received from the contactless card, transmit the encrypted transmission data to a server for validation of one or more transactions.
2. The data transmission system of claim 1, wherein the tap password corresponds to a duration of one or more taps of the contactless card on the receiving device.
3. The data transmission system of claim 1, wherein the receiving device comprises at least one selected from the group of a mobile device, a smart device, a terminal, a server, and a wearable device.
4. The data transmission system of claim 1, wherein:
 - the tap password is associated with a sequence of at least one selected from the group of a first set of taps and a second set of taps performed by the contactless card, and
 - the first set of taps comprises one or more taps having a first duration and the set second of taps comprises one or more taps having a second duration.
5. The data transmission system of claim 1, wherein:
 - the number of taps comprises a two short taps and one long tap, and
 - each of the two short taps have a duration less than a duration of the long tap.

6. The data transmission system of claim 1, wherein:
the application is configured to request the tap password from the contactless card, and
the contactless card is configured to transmit the tap password in response to the request.
7. The data transmission system of claim 6, wherein the transmission data includes a
reference tap password stored onto the contactless card and the application is configured to
validate the tap password by comparison with the reference tap password.
8. The data transmission system of claim 7, wherein, upon validation of the tap password,
the application is configured to approve a transaction that exceeds a threshold value.
9. A method for transmitting data by a contactless card having a processor and a memory,
the memory storing a transmission data and a card key, the method comprising:
 encrypting the transmission data-using the card key to yield an encrypted transmission
 data;
 transmitting, via a communication field, the encrypted transmission data to an
 application executing on a receiving device;
 transmitting a tap password to the receiving device, wherein the tap password
 corresponds to a number of taps of the contactless card to the receiving device;
 verifying, by the application, the tap password received from the contactless card; and
 transmitting the encrypted transmission data to a server for validation of one or more
 transactions.
10. The method of claim 9, wherein the tap password is further associated with a duration of
each tap in the number of taps of the contactless card on the receiving device.
11. The method of claim 10, wherein the tap password corresponds to a sequence of taps
comprising two short taps and one long tap.
12. The method of claim 11, wherein:
each of the two short taps last less than one second, and
the long tap lasts more than one second.

13. The method of claim 11, wherein the two short taps and the one long tap may occur in any order.
14. The method of claim 9, wherein the tap password specifies an order in which the contactless card was read by a receiving device for a transaction involving one or more distinct contactless cards.
15. The method of claim 9, further comprising, prior to the transmission of the tap password, receiving a request for the tap password from the application executing on a receiving device.
16. A server, comprising:
 - a processor, and
 - a memory, the memory containing a key, a reference tap password, and an application comprising instructions for execution by the processor, wherein, the application is configured to:
 - receive a cryptogram generated by a contactless card, wherein the cryptogram is wirelessly read from the contactless card by a receiving device application executing on a receiving device and transmitted to the server,
 - decrypt the cryptogram using the key,
 - request a tap password, the tap password comprising a plurality of taps of the contactless card to the receiving device, and
 - receive a tap password via a network communication with the receiving device application.
17. The server of claim 16, wherein the application is further configured to:
 - compare the tap password to the reference password, and
 - upon determining that the tap password matches the reference password, authorize a transaction.
18. The data transmission system of claim 1, wherein the application is further configured to:
 - read a tap password stored on the contactless card, and
 - match a stored tap password with a transmitted tap password corresponding to a pattern of taps of the contactless card against the receiving device.

19. The data transmission of claim 1, wherein the transmission data includes at least one of account information associated with a user financial account and payment information associated with the user financial account.

20. The server of claim 16, wherein the plurality of taps corresponding to the tap password is associated with a number of taps and a duration of each tap applied, by the contactless card, on the receiving device.

Capital One Services, LLC
Patent Attorneys for the Applicant/Nominated Person
SPRUSON & FERGUSON

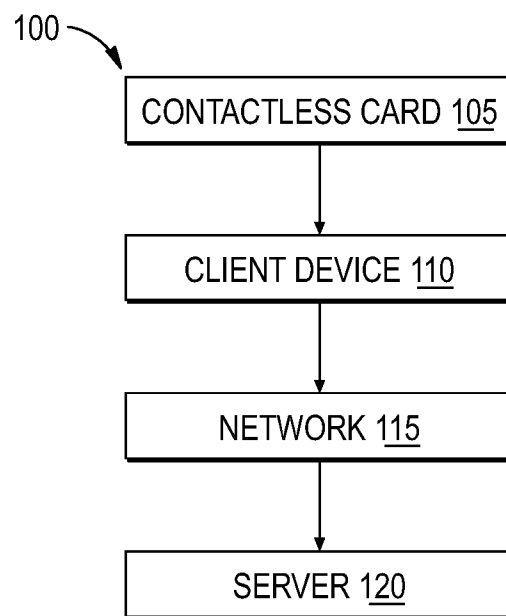


FIG. 1A

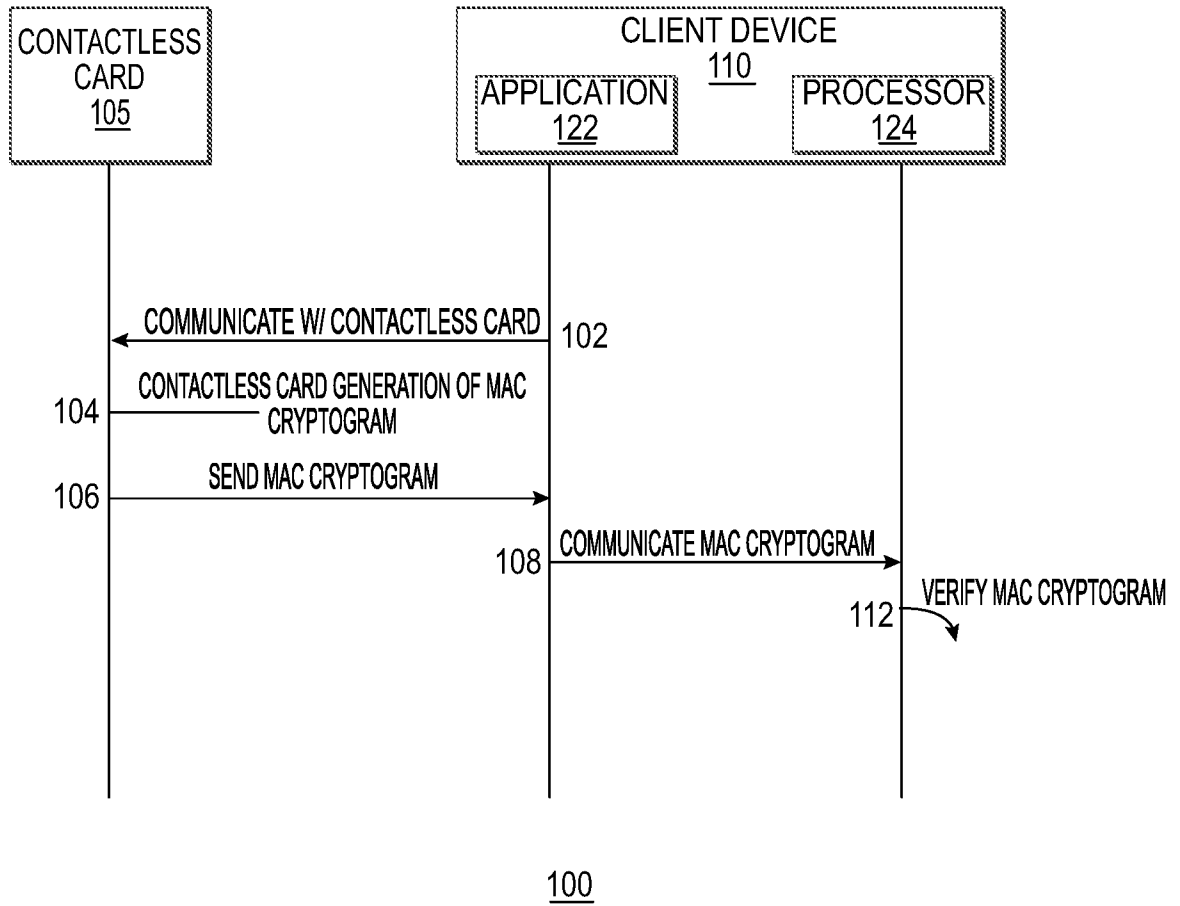
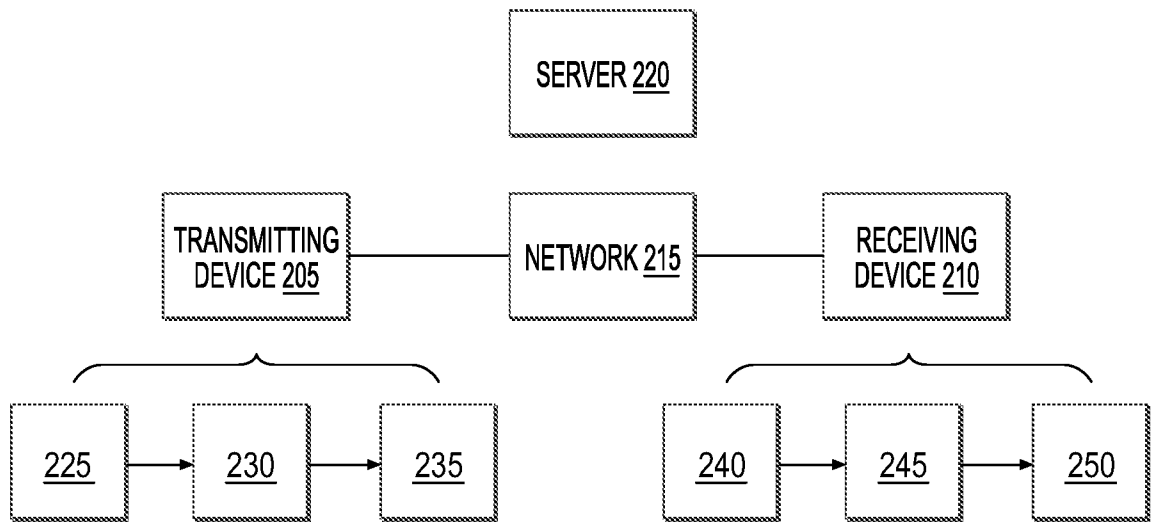


FIG. 1B



200

FIG. 2

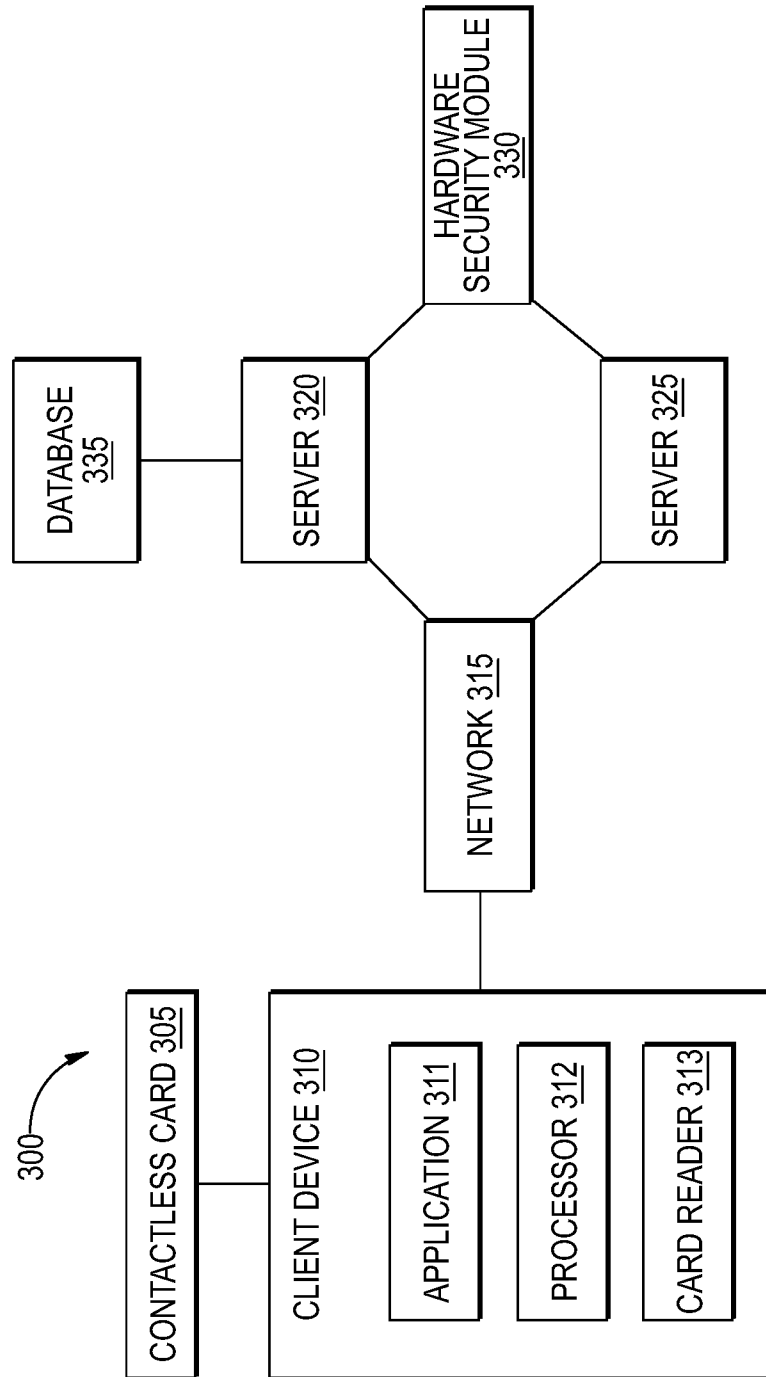
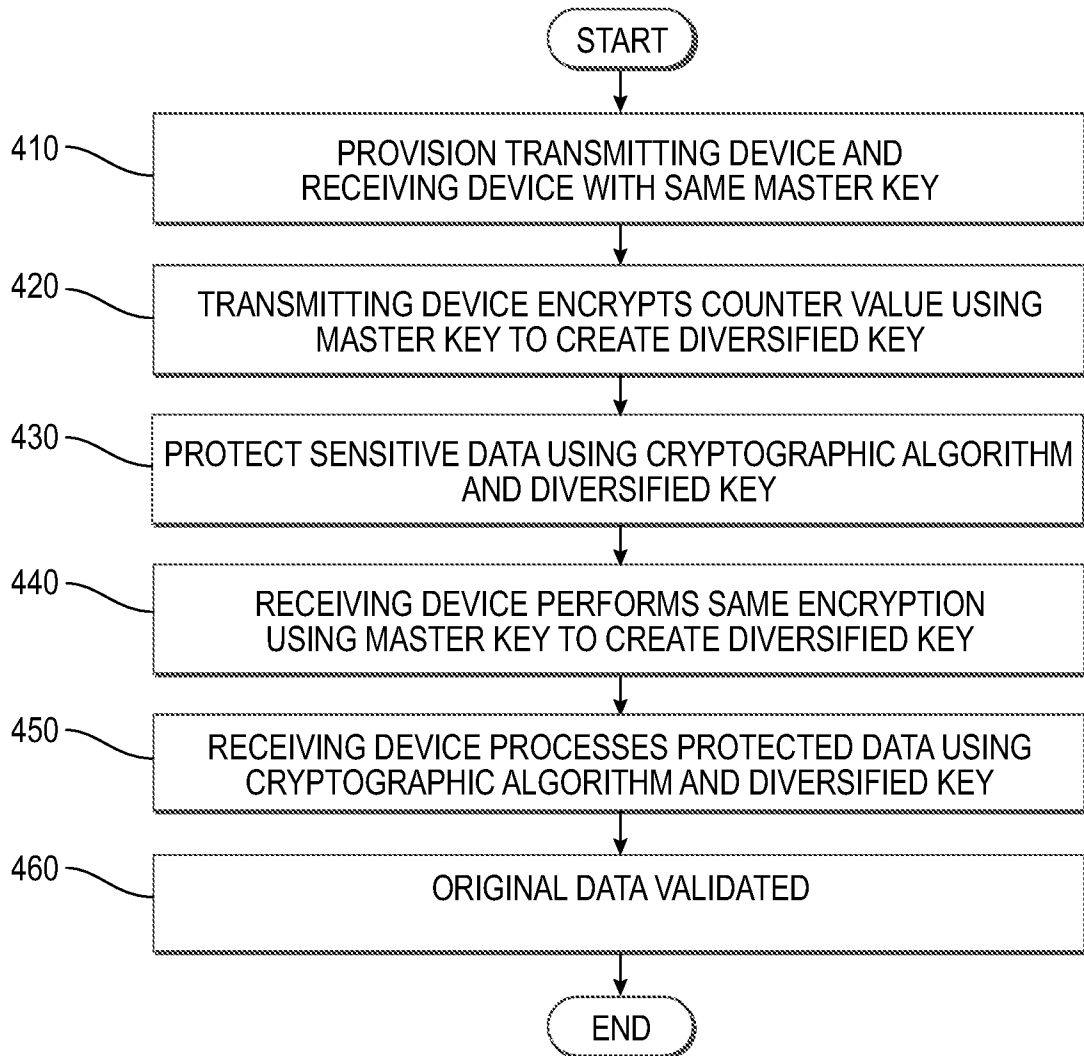


FIG. 3

5/16



400

FIG. 4

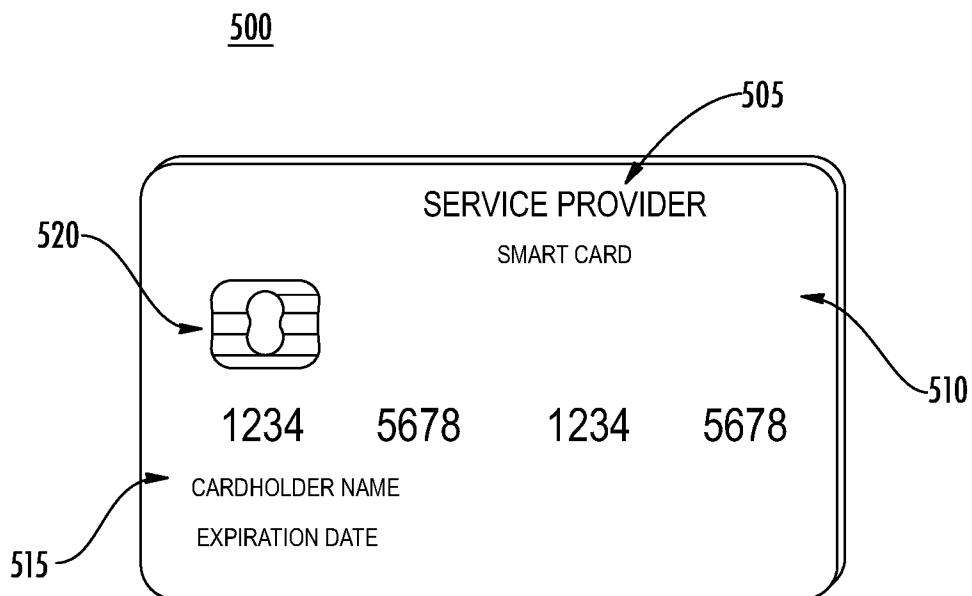


FIG. 5A

7/16

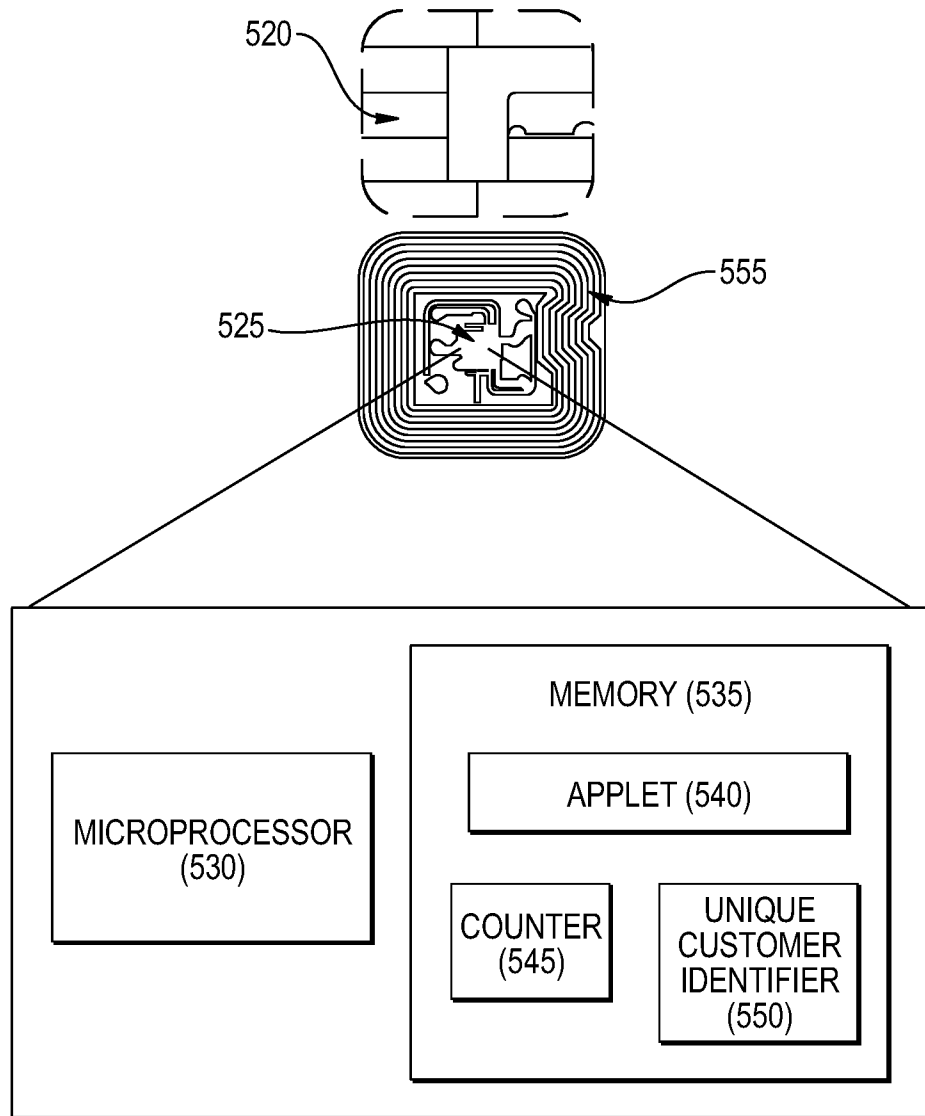



FIG. 5B

8/16



600

FIG. 6

9/16

00 D1 (Message Begin, Message End, Short Record, noID length) 01 (well known type) 01 01 Text type
 02 <Payload Length including recordID and "EN", or contentlength+3> = 45+3 = 48 (DEC)
 03 54 ('T')
 04 02 record ID
 05 65 6E (language length, 'en')
 07 43 01 00 76 a6 62 7b 67 a8 cf bb <eight mac bytes>
 D101305402656E 43010076A6627B67A8CFBB <eight mac bytes>

710

VERSION	pUID (8)	pATC	ENCYPHERED CRYPTOGRAM(16)	
0100	0015399555360061	00000050	7D28B8B9D8666E5143153AC9C944E5A6	
DECRYPTED CRYPTOGRAM				
RANDOM (8)	MAC (8)			
4838FB7DC171B89E	CF3F3B8C56DA0BF1			
	MAC(T=pVERSION (2 BYTES) pUID (8 BYTES) pATC (4 BYTES) pSHSEC (4 BYTES) '80' '00 00 00 00')			

720

FIG. 7

10/16

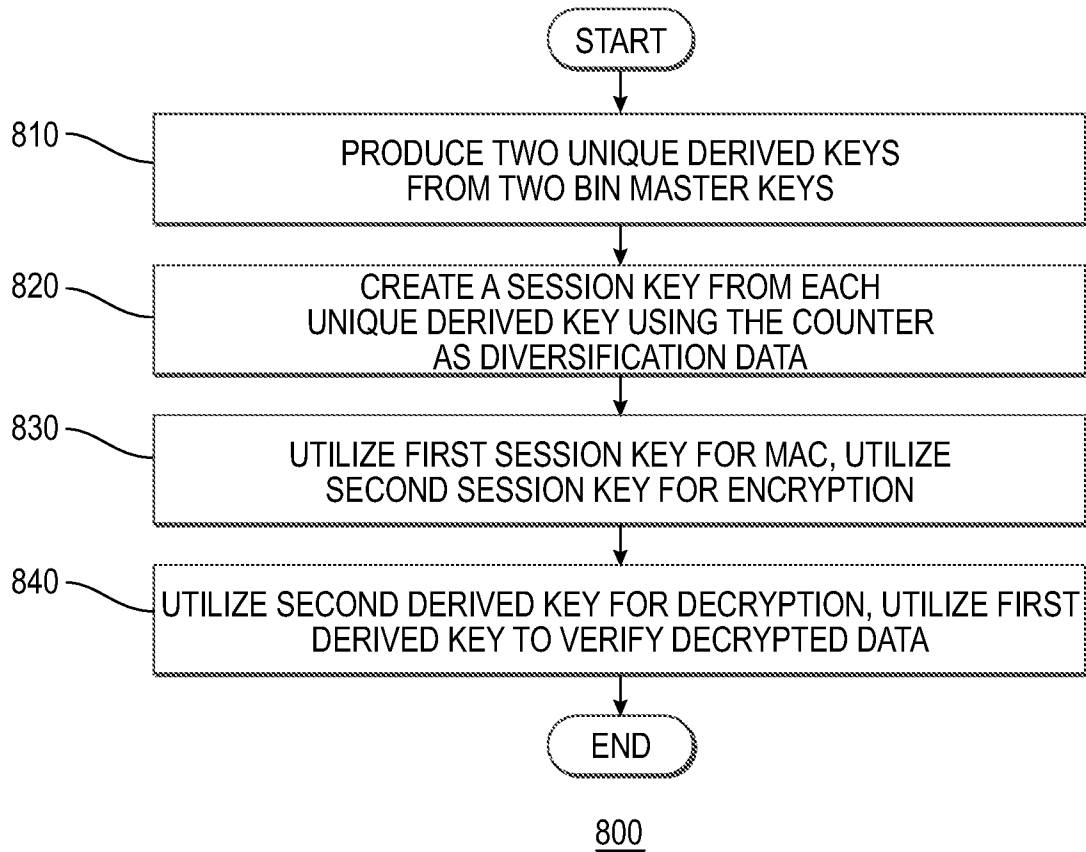


FIG. 8

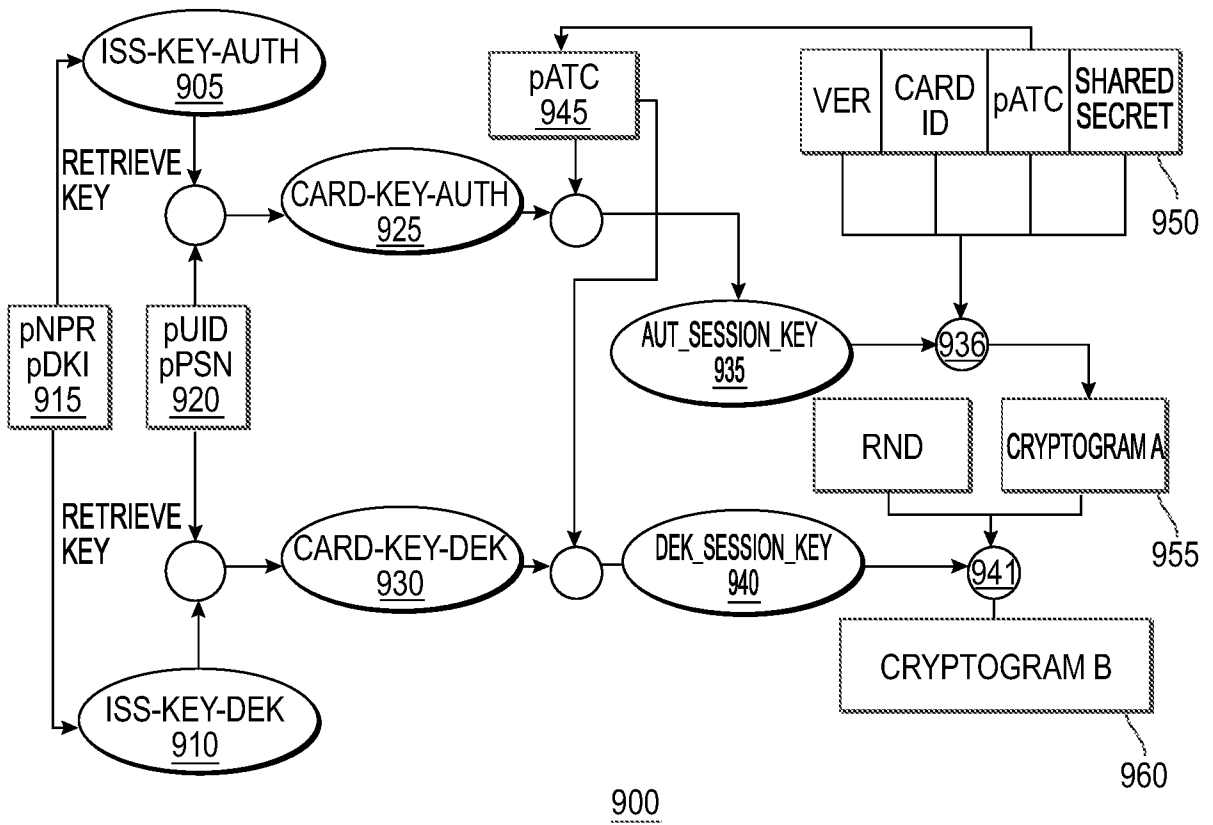
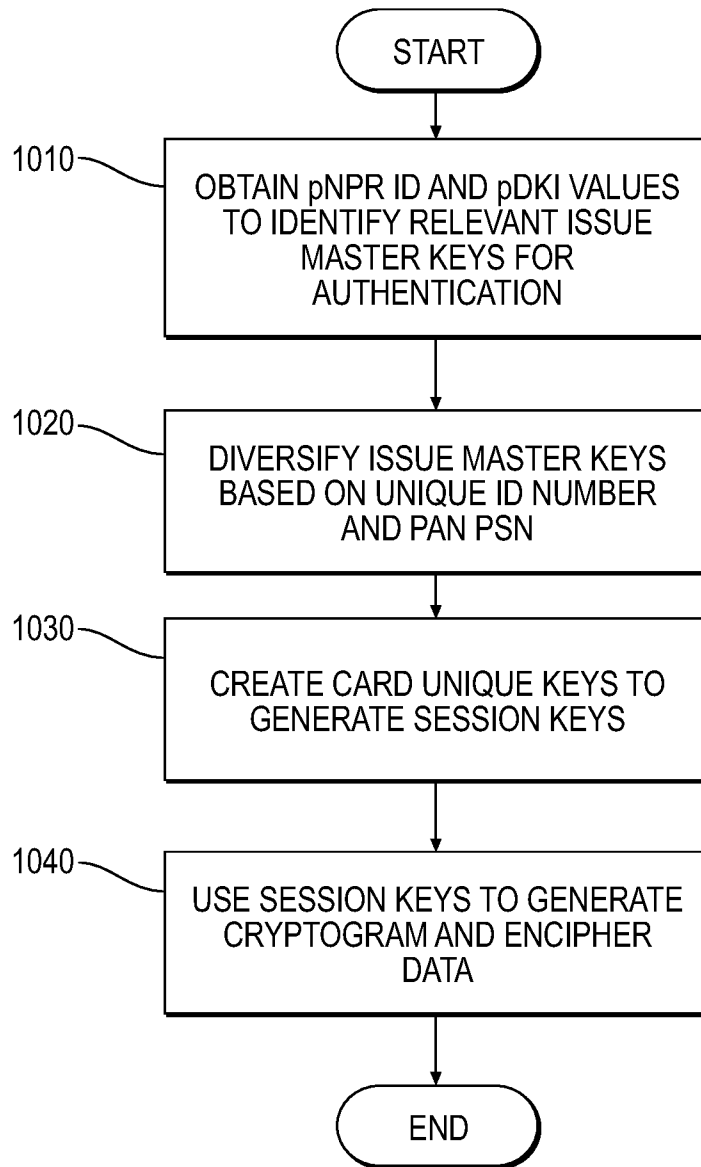


FIG. 9

12/16



1000

FIG. 10

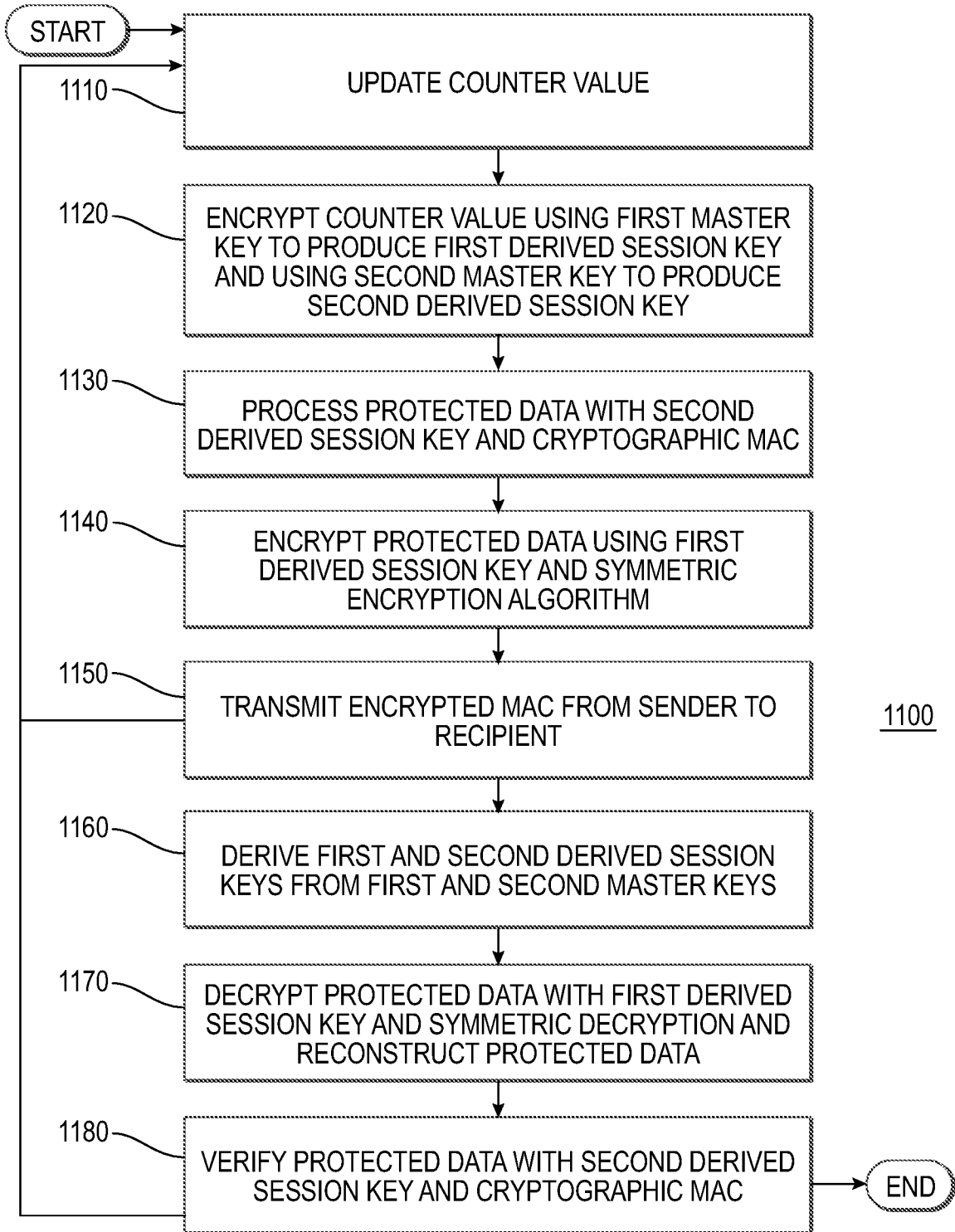
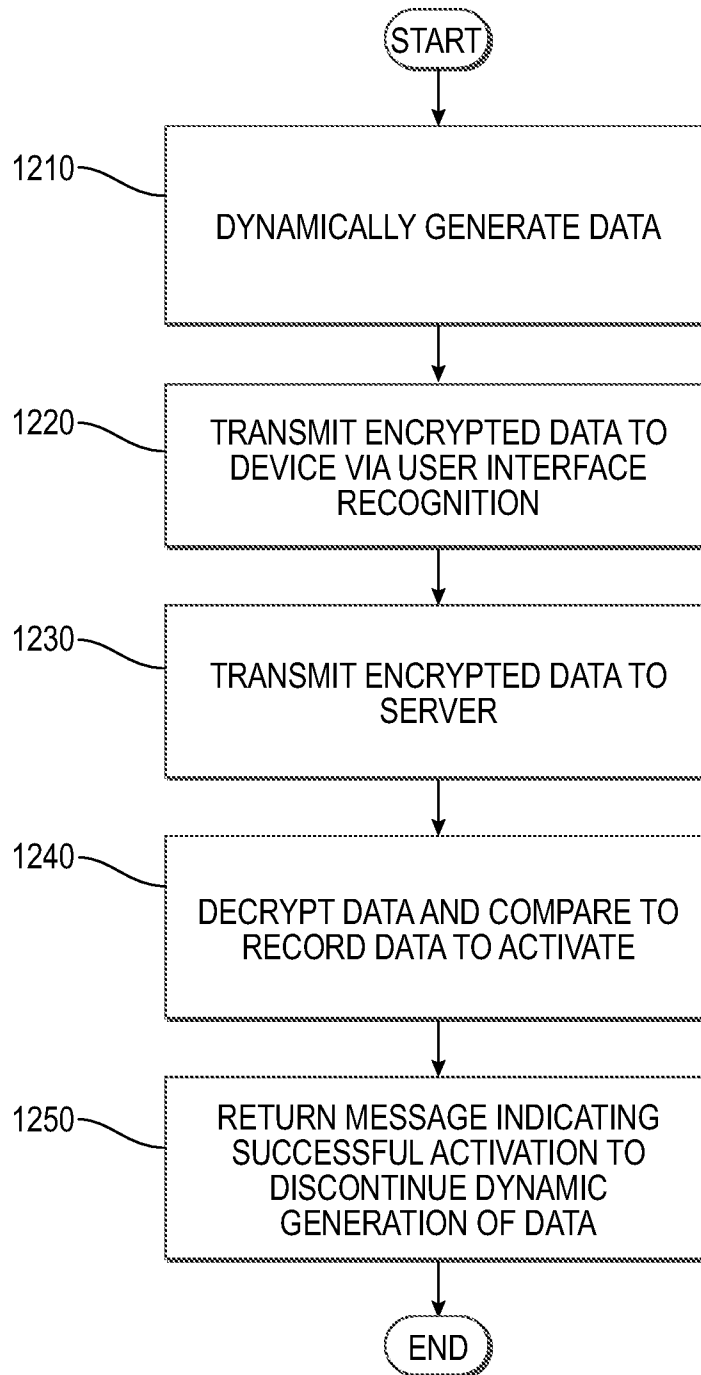


FIG. 11

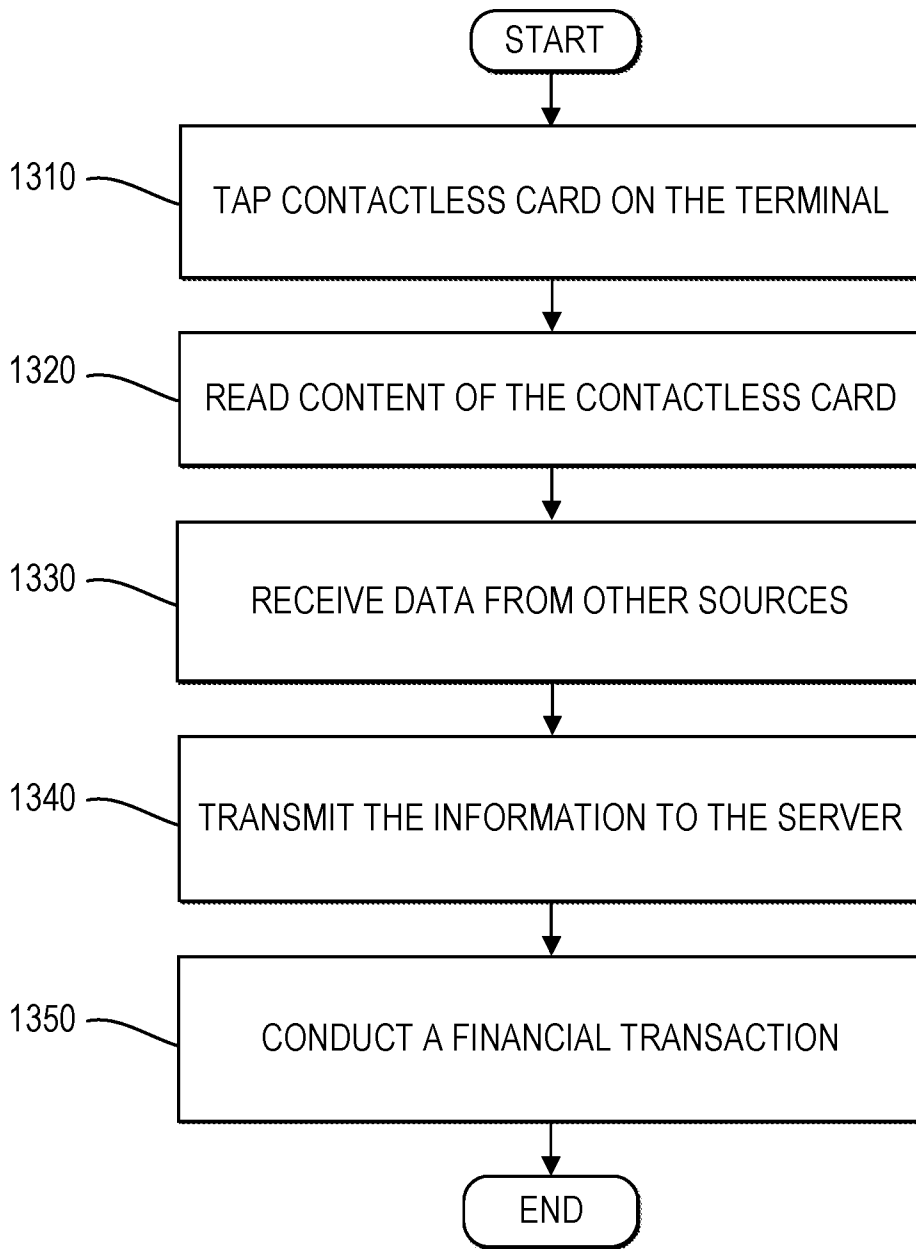
14/16



1200

FIG. 12

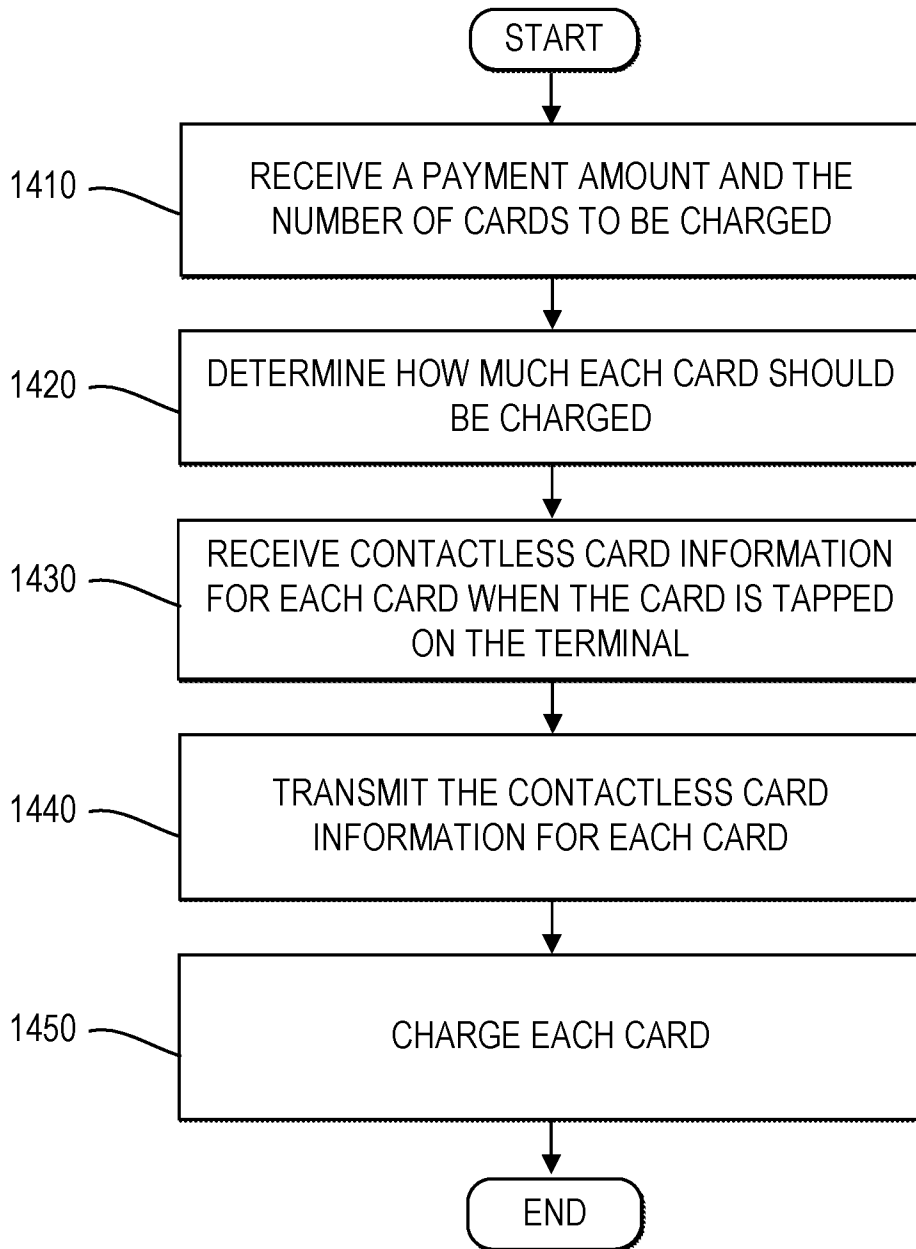
15/16



1300

FIG. 13

16/16



1400

FIG. 14