



US00D864646S

(12) **United States Design Patent**  
**Josancy**

(10) **Patent No.:** **US D864,646 S**

(45) **Date of Patent:** **\*\* Oct. 29, 2019**

(54) **ELECTRIC KETTLE**

(71) Applicant: **SEB**, Selongey (FR)

(72) Inventor: **Luc Josancy**, Saint-Colombe (FR)

(73) Assignee: **SEB**, Selongey (FR)

(\*\*) Term: **15 Years**

(21) Appl. No.: **29/636,144**

(22) Filed: **Feb. 6, 2018**

(30) **Foreign Application Priority Data**

Aug. 7, 2017 (FR) ..... 2017-3603

(51) **LOC (12) Cl.** ..... **07-01**

(52) **U.S. Cl.**  
USPC ..... **D7/317; D7/319**

(58) **Field of Classification Search**  
USPC ..... D7/316-319, 312; D23/207, 209  
CPC ..... A47J 41/0005; A47J 31/20; A47J 31/50;  
A47J 27/2105  
See application file for complete search history.

(56) **References Cited**

**U.S. PATENT DOCUMENTS**

D285,160 S	8/1986	Osit
4,623,457 A	11/1986	Hankammer
D322,007 S	12/1991	Adams et al.
D339,023 S	9/1993	De Coster
D345,670 S	4/1994	Piret
D362,151 S	9/1995	Wilson et al.
D362,582 S	9/1995	Wilson et al.
D366,388 S	1/1996	Alessi Anghini et al.
D390,743 S	2/1998	Saltet
D393,569 S	4/1998	Lai et al.
D399,090 S	10/1998	Green
D437,175 S	2/2001	Brady
D439,466 S	3/2001	Bouhuys
D442,014 S	5/2001	Haring et al.

D463,947 S	10/2002	Choi	
D475,233 S *	6/2003	De Visser	D7/317
6,755,120 B1	6/2004	Lin	
D494,803 S	8/2004	Bodum	
D498,384 S	11/2004	McWilliam	
D498,638 S *	11/2004	Morrison	D7/318
D528,846 S	9/2006	Tamura	
D544,288 S	6/2007	Berlencourt	
D554,425 S	11/2007	Schwamkrug	
D562,053 S	2/2008	Cohen	
D581,718 S	12/2008	Verdun	
D584,559 S *	1/2009	Bodum	D7/317
D595,534 S	7/2009	Mankowitz	
D599,161 S	9/2009	Friel, Sr. et al.	
D602,304 S	10/2009	Elissen	
D603,209 S	11/2009	Bodum	

(Continued)

**OTHER PUBLICATIONS**

U.S. Appl. No. 29/571,935, Averty, "Electric Kettle," filed Jul. 22, 2016.

*Primary Examiner* — Marianne N Pandozzi  
(74) *Attorney, Agent, or Firm* — Loeb & Loeb LLP


(57) **CLAIM**

The ornamental design for an electric kettle, as shown and described.

**DESCRIPTION**

FIG. 1 is a perspective view of an electric kettle showing my new design;  
FIG. 2 is a right side elevational view thereof;  
FIG. 3 is a left side elevational view thereof;  
FIG. 4 is a front elevational view thereof;  
FIG. 5 is a back elevational view thereof;  
FIG. 6 is a top view thereof; and,  
FIG. 7 is a bottom view thereof.  
The broken lines in the drawing depict portions of the electric kettle that form no part of the claimed design.

**1 Claim, 7 Drawing Sheets**



(56)

**References Cited**

U.S. PATENT DOCUMENTS

D603,647 S *	11/2009	Bodum .....	D7/317	D752,911 S	4/2016	Bazzicalupo et al.	
D607,686 S	1/2010	Elissen .....		D777,500 S *	1/2017	Lee .....	D7/317
D630,882 S *	1/2011	Cohen .....	D7/317	D788,511 S	6/2017	Powell .....	
D658,925 S	5/2012	Horimoto .....		D796,247 S	9/2017	Bazzicalupo et al.	
D666,865 S	9/2012	Spivey et al.		D811,149 S *	2/2018	Barquin .....	D7/318
D686,034 S	7/2013	Bodum .....		D818,756 S *	5/2018	Averty .....	D7/318
8,536,490 B2	9/2013	Zhang et al.		D827,355 S *	9/2018	Powell .....	D7/318
D703,479 S	4/2014	Norland et al.		D829,034 S *	9/2018	Barquin .....	D7/318
D709,724 S	7/2014	Mander .....		D830,094 S *	10/2018	Barquin .....	D7/318
D714,581 S	10/2014	Shao .....		2001/0052516 A1 *	12/2001	Chan .....	A47J 27/21 219/438
D726,485 S *	4/2015	Mullen .....	D7/317	2004/0149729 A1 *	8/2004	Kressmann .....	A47J 27/21083 219/494
D726,486 S *	4/2015	Averty .....	D7/312	2010/0270284 A1 *	10/2010	Cohen .....	A47J 27/21175 219/429
D727,675 S	4/2015	Garvey .....		2012/0091117 A1 *	4/2012	Cheng .....	A47J 27/2105 219/385
D729,003 S *	5/2015	Manly .....	D7/319	2012/0145698 A1 *	6/2012	Von Seidel .....	A47J 27/21016 219/438
D731,226 S	6/2015	Sun .....					
D747,130 S *	1/2016	Kunz .....	D7/317				
D752,375 S *	3/2016	Maitland .....	D7/317				

\* cited by examiner




FIG. 1




FIG. 2

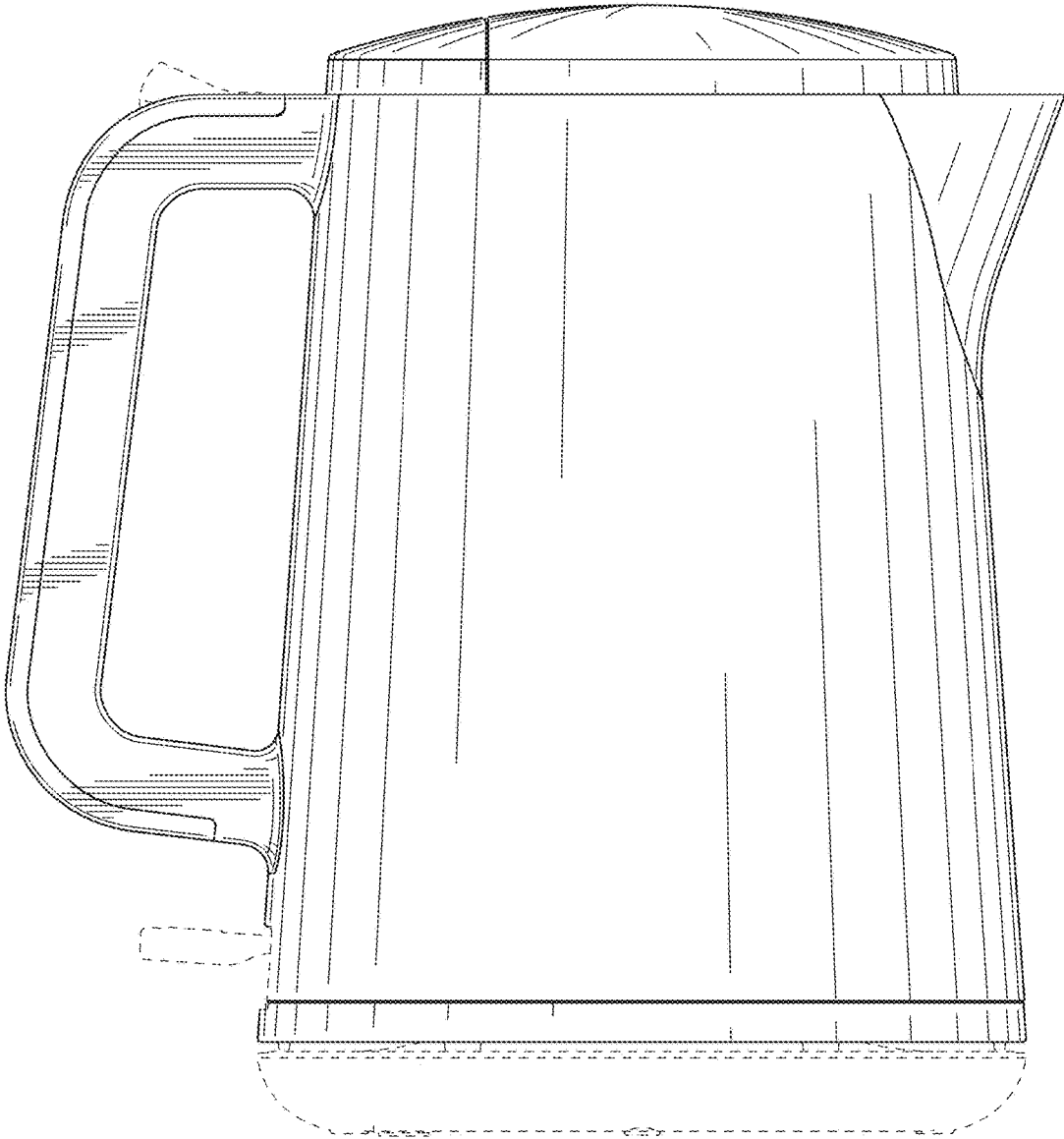


FIG. 3




FIG. 4

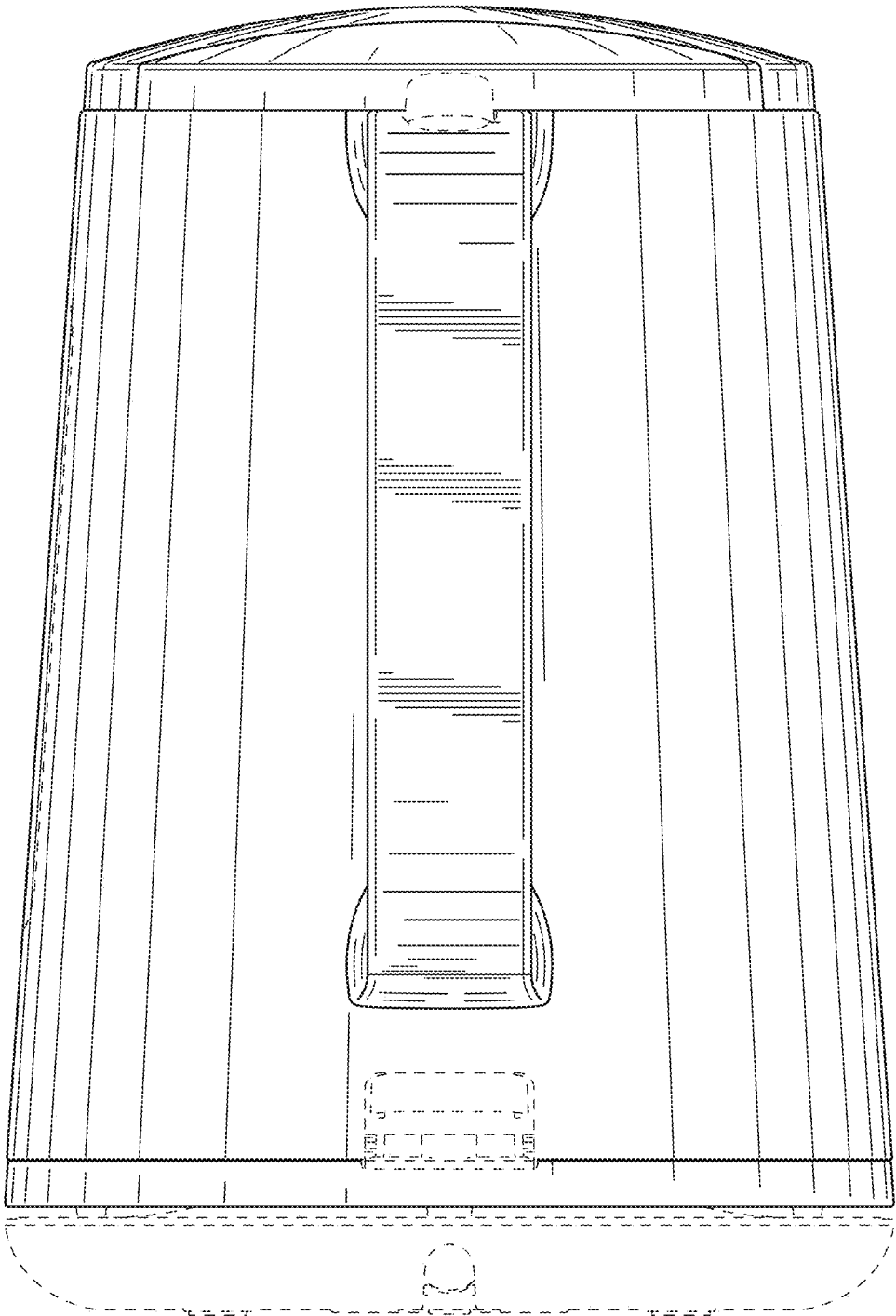


FIG. 5

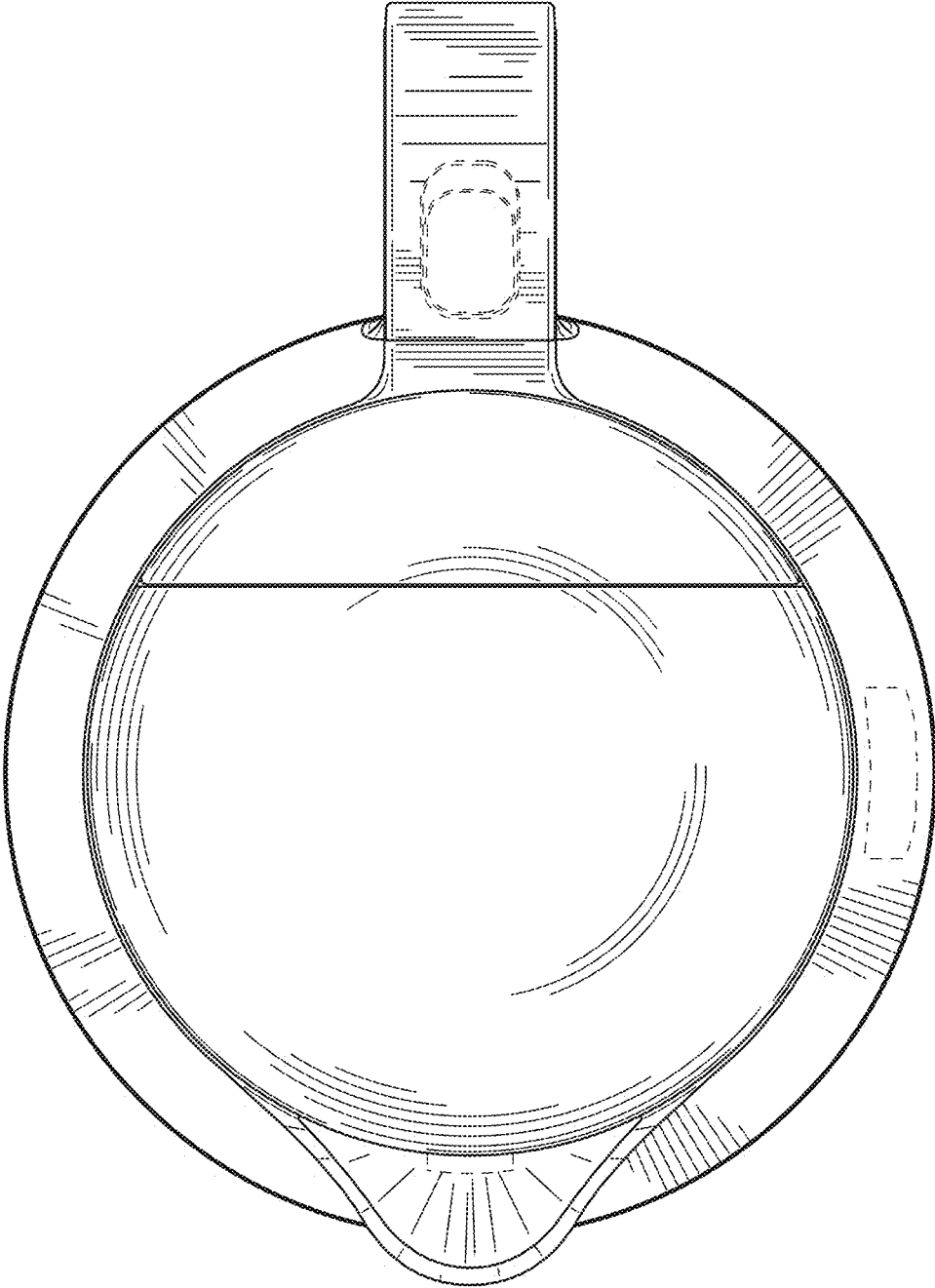


FIG. 6



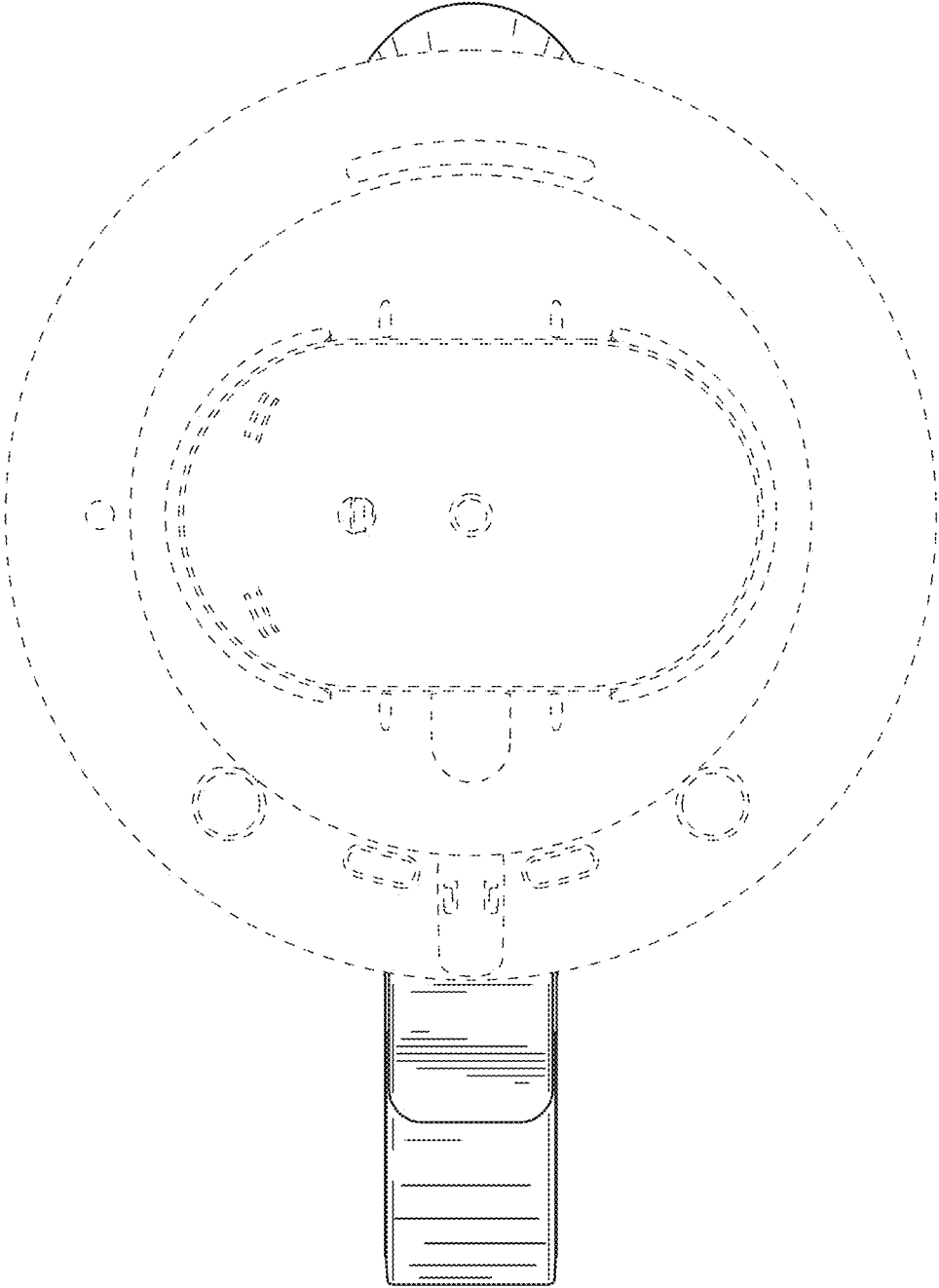


FIG. 7