



US00D719092S

(12) **United States Design Patent**
Huang

(10) **Patent No.:** **US D719,092 S**

(45) **Date of Patent:** **** Dec. 9, 2014**

(54) **POWER ADAPTER**

(71) Applicant: **Po-Chin Huang**, Taipei (TW)

(72) Inventor: **Po-Chin Huang**, Taipei (TW)

(**) Term: **14 Years**

(21) Appl. No.: **29/472,230**

(22) Filed: **Nov. 11, 2013**

(51) **LOC (10) Cl.** **13-02**

(52) **U.S. Cl.**
USPC **D13/110**

(58) **Field of Classification Search**
USPC D13/110, 107, 108, 123, 133, 137.1,
D13/138.1, 199; 174/53, 54, 59, 61;
307/150, 151; 320/111, 114; 363/132,
363/140, 142, 143, 146; 439/105, 131, 166,
439/171-173, 218, 518, 692, 956;
D14/240, 251, 253, 432, 433, 434
See application file for complete search history.

(56) **References Cited**

U.S. PATENT DOCUMENTS

5,019,767	A *	5/1991	Shirai et al.	320/112
5,862,029	A *	1/1999	Nicol	361/42
D456,008	S *	4/2002	Kawanobe et al.	D13/110
D562,766	S *	2/2008	Yang	D13/110

D573,946	S *	7/2008	Ledbetter et al.	D13/110
D596,562	S *	7/2009	Hong et al.	D13/110
D647,476	S *	10/2011	Ciou	D13/110
D650,330	S *	12/2011	Dong	D13/108
D653,208	S *	1/2012	Au	D13/108
2010/0117597	A1 *	5/2010	Wang	320/111

* cited by examiner

Primary Examiner — Derrick Holland

(74) *Attorney, Agent, or Firm* — Rosenberg, Klein & Lee

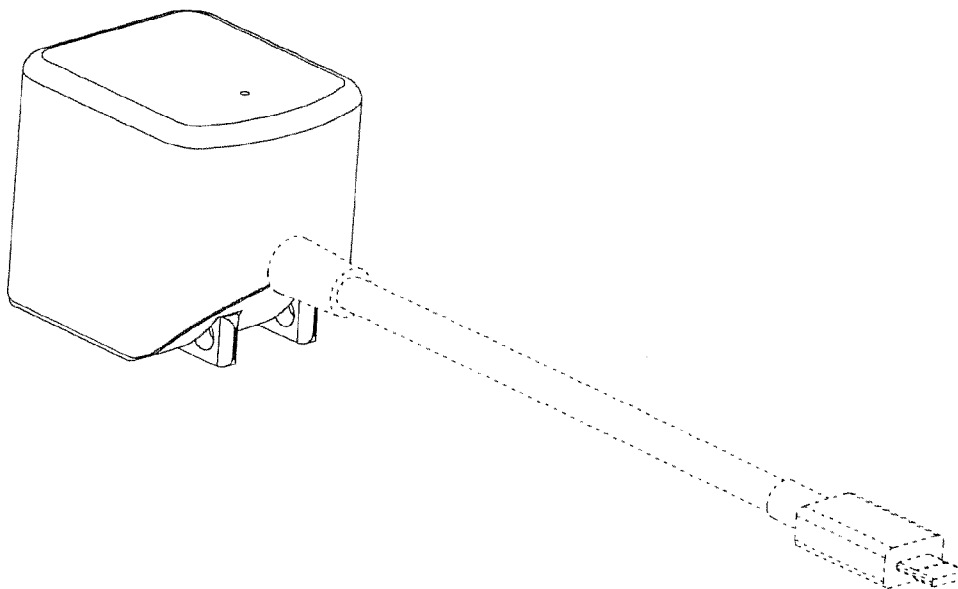
(57) **CLAIM**

The ornamental design for a power adapter, as shown and described.

DESCRIPTION

FIG. 1 is a front, top and right side perspective view of a power adapter showing my new design;
FIG. 2 is a top plan view thereof;
FIG. 3 is a bottom plan view thereof;
FIG. 4 is a left-side elevational view thereof;
FIG. 5 is a right-side elevational view thereof;
FIG. 6 is a front elevational view thereof;
FIG. 7 is a rear elevational view thereof; and,
FIG. 8 is a second perspective view thereof, with the prong elements shown in an alternate position.
The broken lines shown represent unclaimed subject matter and form no part of the claimed design.

1 Claim, 8 Drawing Sheets



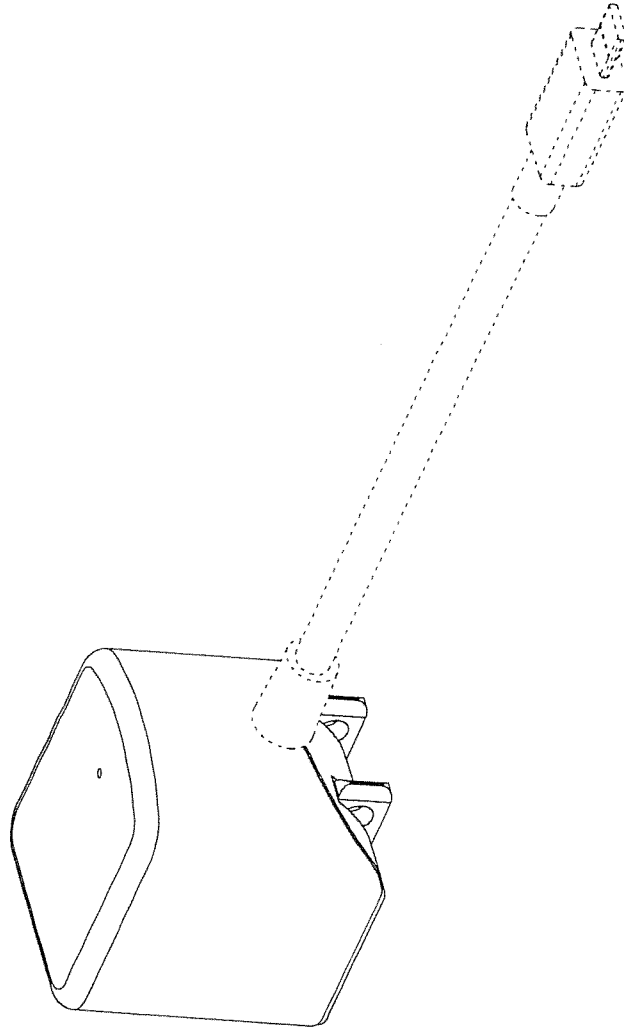


Fig. 1

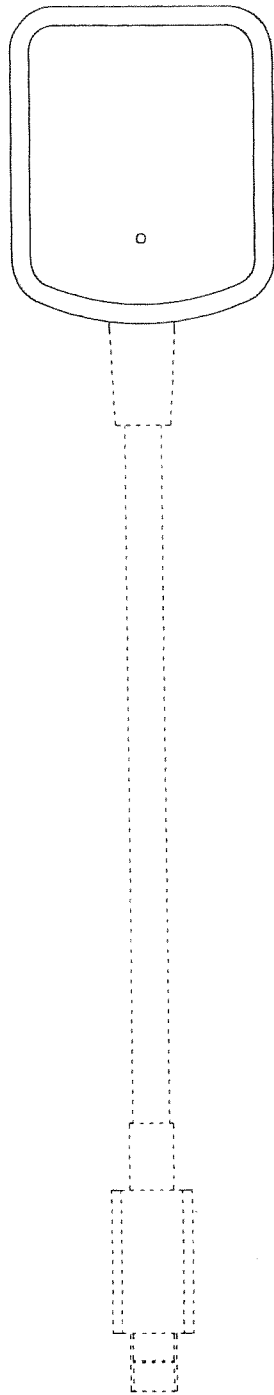


Fig. 2




Fig. 3




Fig. 4




Fig. 5

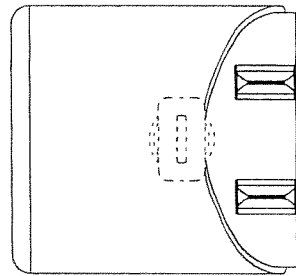


Fig. 6




Fig. 7

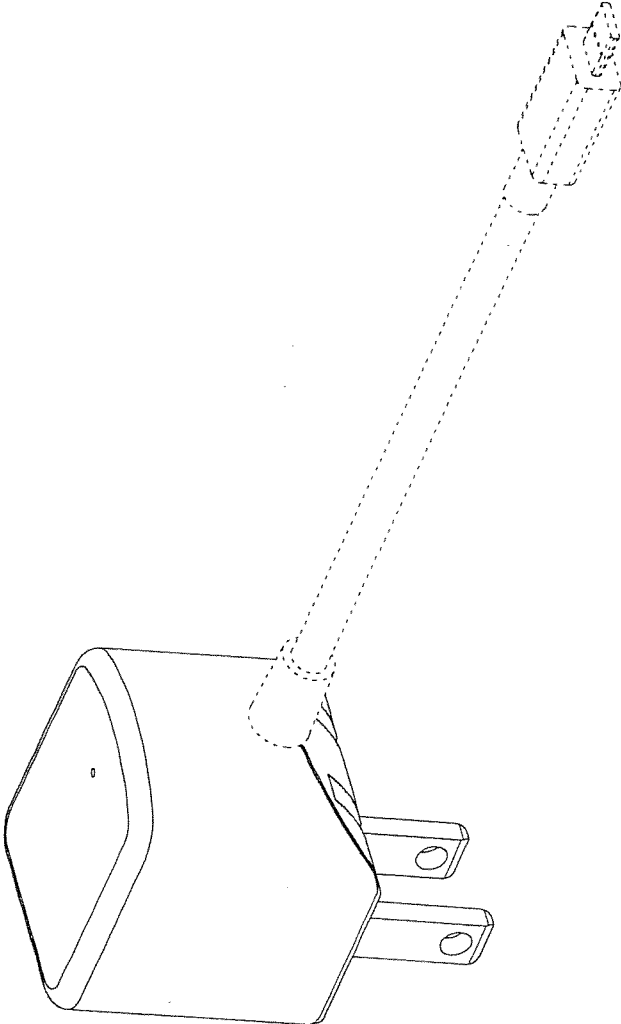


Fig. 8