



US00D714765S

(12) **United States Design Patent**  
**Goransson**

(10) **Patent No.:** **US D714,765 S**

(45) **Date of Patent:** **\*\* Oct. 7, 2014**

- (54) **BASE FOR A HEADSET**
- (71) Applicant: **Magnus Goransson**, Dalby (SE)
- (72) Inventor: **Magnus Goransson**, Dalby (SE)

(73) Assignee: **GN Netcom A/S** (DK)

(\*\*) Term: **14 Years**

(21) Appl. No.: **29/459,614**

(22) Filed: **Jul. 2, 2013**

(30) **Foreign Application Priority Data**

Jan. 8, 2013 (EM) ..... 002162800-0001  
 Jan. 8, 2013 (EM) ..... 002162800-0002  
 Jan. 8, 2013 (EM) ..... 002162800-0003

(51) **LOC (10) Cl.** ..... **14-01**

(52) **U.S. Cl.**  
USPC ..... **D14/223**; D14/229

(58) **Field of Classification Search**  
 CPC ..... H04M 1/00  
 USPC ..... D14/205, 206, 223, 137, 138, 142, 147,  
 D14/148, 149, 150, 240, 224.1, 251, 253,  
 D14/224, 217, 216; D13/108, 107, 110;  
 181/129, 130, 135; 379/430, 431;  
 381/380, 381; 455/90.3, 575.2;  
 320/111, 113, 114, 115; D21/497, 503;  
 D11/143, 153; D6/524

See application file for complete search history.

(56) **References Cited**

**U.S. PATENT DOCUMENTS**

3,862,377 A \* 1/1975 Burroughs ..... 381/361  
 D351,840 S \* 10/1994 Hillier et al. .... D14/228  
 D433,005 S \* 10/2000 McGugan ..... D14/155  
 D454,332 S \* 3/2002 Yokoyama ..... D13/108  
 D469,081 S \* 1/2003 Perszyk et al. .... D14/205  
 D490,398 S \* 5/2004 Gwee ..... D14/205

D496,029 S \* 9/2004 Skulley et al. .... D14/224  
 D497,318 S \* 10/2004 Strand et al. .... D10/104.1  
 D504,673 S \* 5/2005 Dyer et al. .... D14/205  
 D512,748 S \* 12/2005 Hageman ..... D21/503  
 D512,984 S \* 12/2005 Ham ..... D14/205  
 D527,370 S \* 8/2006 Wong ..... D14/147  
 D549,707 S \* 8/2007 Depay ..... D14/434  
 D551,216 S \* 9/2007 Wei ..... D14/223  
 D554,108 S \* 10/2007 Solland ..... D14/217  
 D560,206 S \* 1/2008 Hermansen et al. .... D14/206  
 D564,501 S \* 3/2008 Rath ..... D14/224  
 D580,415 S \* 11/2008 Beaver, Jr. .... D14/230  
 D586,329 S 2/2009 Birger  
 D589,031 S \* 3/2009 Bentley et al. .... D14/224  
 D593,998 S \* 6/2009 Bentley et al. .... D14/224  
 D595,705 S \* 7/2009 Houdek, II ..... D14/240  
 D599,379 S \* 9/2009 Ryu et al. .... D14/496  
 D602,008 S \* 10/2009 Bentley et al. .... D14/224  
 D607,876 S \* 1/2010 Huang ..... D14/216  
 D613,030 S \* 4/2010 Baulier ..... D1/127  
 D623,641 S \* 9/2010 Harden et al. .... D14/253  
 D648,702 S \* 11/2011 Yamazaki et al. .... D14/159  
 D651,197 S 12/2011 Birger  
 D669,888 S \* 10/2012 Gougherty et al. .... D14/224  
 2005/0008147 A1\* 1/2005 Lee ..... 379/431

\* cited by examiner

*Primary Examiner* — Paula Greene

(74) *Attorney, Agent, or Firm* — Altera Law Group, LLC

(57) **CLAIM**

The ornamental design for a base for a headset, as shown and described.

**DESCRIPTION**

FIG. 1 is a side perspective view of a base for a headset showing my new design.

FIG. 2 is a side elevational view thereof, the opposite side being a mirror image.

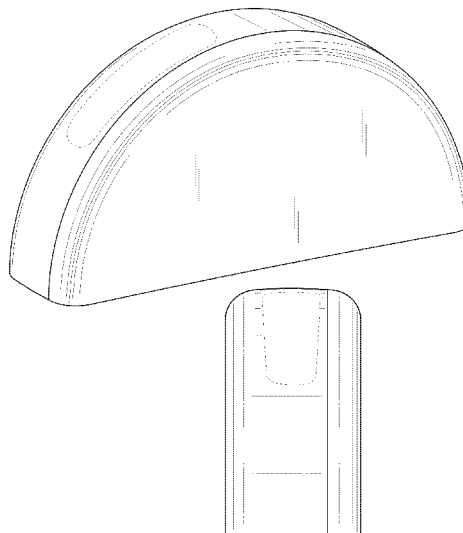
FIG. 3 is a front elevational view thereof.

FIG. 4 is a rear elevational view thereof.

FIG. 5 is a top plan view thereof; and,

FIG. 6 is a bottom plan view thereof.

**1 Claim, 4 Drawing Sheets**



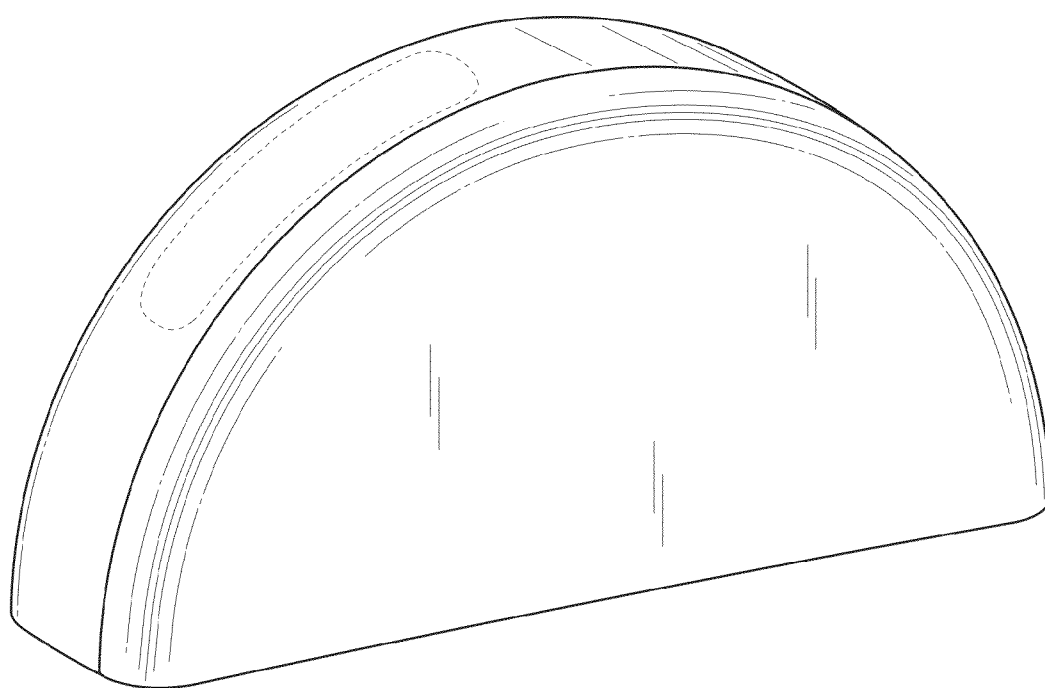


Fig. 1

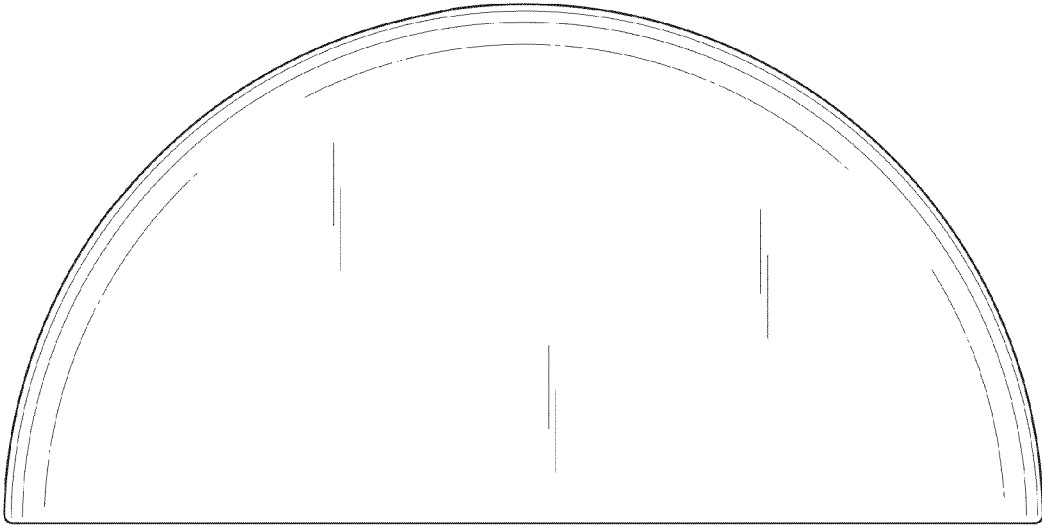
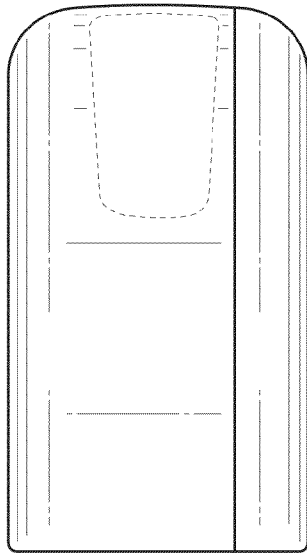



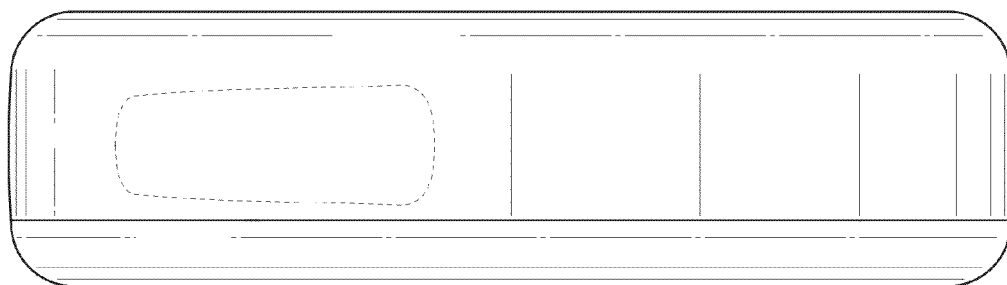
Fig. 2




**Fig. 3**



**Fig. 4**



**Fig. 5**



**Fig. 6**