



US00D816860S

(12) **United States Design Patent**
LiCalzi et al.

(10) **Patent No.:** **US D816,860 S**

(45) **Date of Patent:** **** May 1, 2018**

(54) **SYSTEM INCLUDING MULTIPLE INSTRUMENT MODULES AND ARRANGEMENT THEREOF**

(71) Applicant: **Siemens Healthcare Diagnostics Inc.,**
Tarrytown, NY (US)

(72) Inventors: **Daniel LiCalzi**, New York, NY (US);
Youngsang Lee, Flushing, NY (US);
Mark Lloyd, Townsend, DE (US);
Gregory Bange, Newark, DE (US);
Richard Warwick, Newark, DE (US);
Robert Faranda, Boxborough, MA (US);
Richard Watson, Norwell, MA (US);
Justin Cumming, Topsfield, MA (US)

(73) Assignee: **Siemens Healthcare Diagnostics Inc.,**
Tarrytown, NY (US)

(**) Term: **15 Years**

(21) Appl. No.: **29/569,431**

(22) Filed: **Jun. 27, 2016**

(51) **LOC (11) Cl.** **24-01**

(52) **U.S. Cl.**
USPC **D24/216**

(58) **Field of Classification Search**
USPC D6/216; D10/46, 70, 81, 97; D24/111,
D24/127, 107, 169, 186, 216, 217, 219,
(Continued)

(56) **References Cited**

U.S. PATENT DOCUMENTS

D645,367 S *	9/2011	Hayashi	D10/81
D669,189 S *	10/2012	Liu	D24/216
D676,143 S *	2/2013	Liu	D24/216
D676,568 S *	2/2013	Liu	D24/216
D685,483 S *	7/2013	LiCalzi	D24/216
D735,878 S *	8/2015	Chang	D24/216
D738,243 S *	9/2015	Selberg	D10/81

* cited by examiner

Primary Examiner — Wan Laymon
Assistant Examiner — Mark Booker

(57) **CLAIM**

The ornamental design for a system including multiple instrument modules and arrangement thereof, as shown and described.

DESCRIPTION

FIG. 1 is a front perspective view of a system including multiple instrument modules and arrangement thereof in accordance with an embodiment;
 FIG. 2 is a rear perspective view of a system including multiple instrument modules and arrangement thereof in accordance with an embodiment;
 FIG. 3 is a front elevational view of a system including multiple instrument modules and arrangement thereof in accordance with an embodiment;
 FIG. 4 is a rear elevational view of a system including multiple instrument modules and arrangement thereof in accordance with an embodiment;
 FIG. 5 is a left side elevational view of a system including multiple instrument modules and arrangement thereof in accordance with an embodiment;
 FIG. 6 is a right side elevational view of a system including multiple instrument modules and arrangement thereof in accordance with an embodiment;
 FIG. 7 is a top view of a system including multiple instrument modules and arrangement thereof in accordance with an embodiment;
 FIG. 8 is a bottom view of a system including multiple instrument modules and arrangement thereof in accordance with an embodiment;
 FIG. 9 is a front perspective view of a system including multiple instrument modules and arrangement thereof in accordance with an embodiment;
 FIG. 10 is a front elevational view of a system including multiple instrument modules and arrangement thereof in accordance with an embodiment;
 FIG. 11 is a rear elevational view of a system including multiple instrument modules and arrangement thereof in accordance with an embodiment;
 FIG. 12 is a left side elevational view of a system including multiple instrument modules and arrangement thereof in accordance with an embodiment;

(Continued)

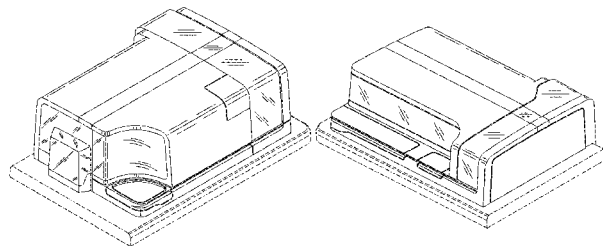
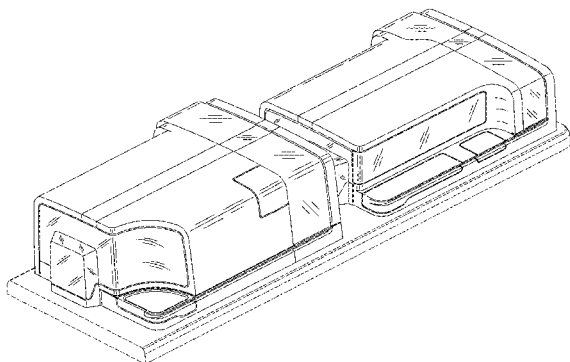


FIG. 13 is a right side elevational view of a system including multiple instrument modules and arrangement thereof in accordance with an embodiment;

FIG. 14 is a top view of a system including multiple instrument modules and arrangement thereof in accordance with an embodiment; and,

FIG. 15 is a bottom view of a system including multiple instrument modules and arrangement thereof in accordance with an embodiment.

The broken lines shown in the figures represent portions of the system including multiple instrument modules and arrangement thereof that form no part of the claimed design.

The broken line showing immediately adjacent the shaded

areas represents boundaries to the claimed design and forms no part of the claimed design.

1 Claim, 15 Drawing Sheets

(58) **Field of Classification Search**

USPC D24/223-224, 231-234; 422/1, 62-65,
422/67, 68.1, 70, 81, 129, 500, 506, 561,
422/FOR. 106; 435/287.1, 287.3;
436/43, 45, 47; 600/300, 301, 368, 372,
600/481, 529, 544, 554, 561; 607/4, 5, 9,
607/30

CPC ... G01R 31/31907; B04B 13/00; B04B 15/00;
B04B 2005/0435; B04B 5/0421; A61B
5/157; G06F 19/366; B01D 21/262

See application file for complete search history.

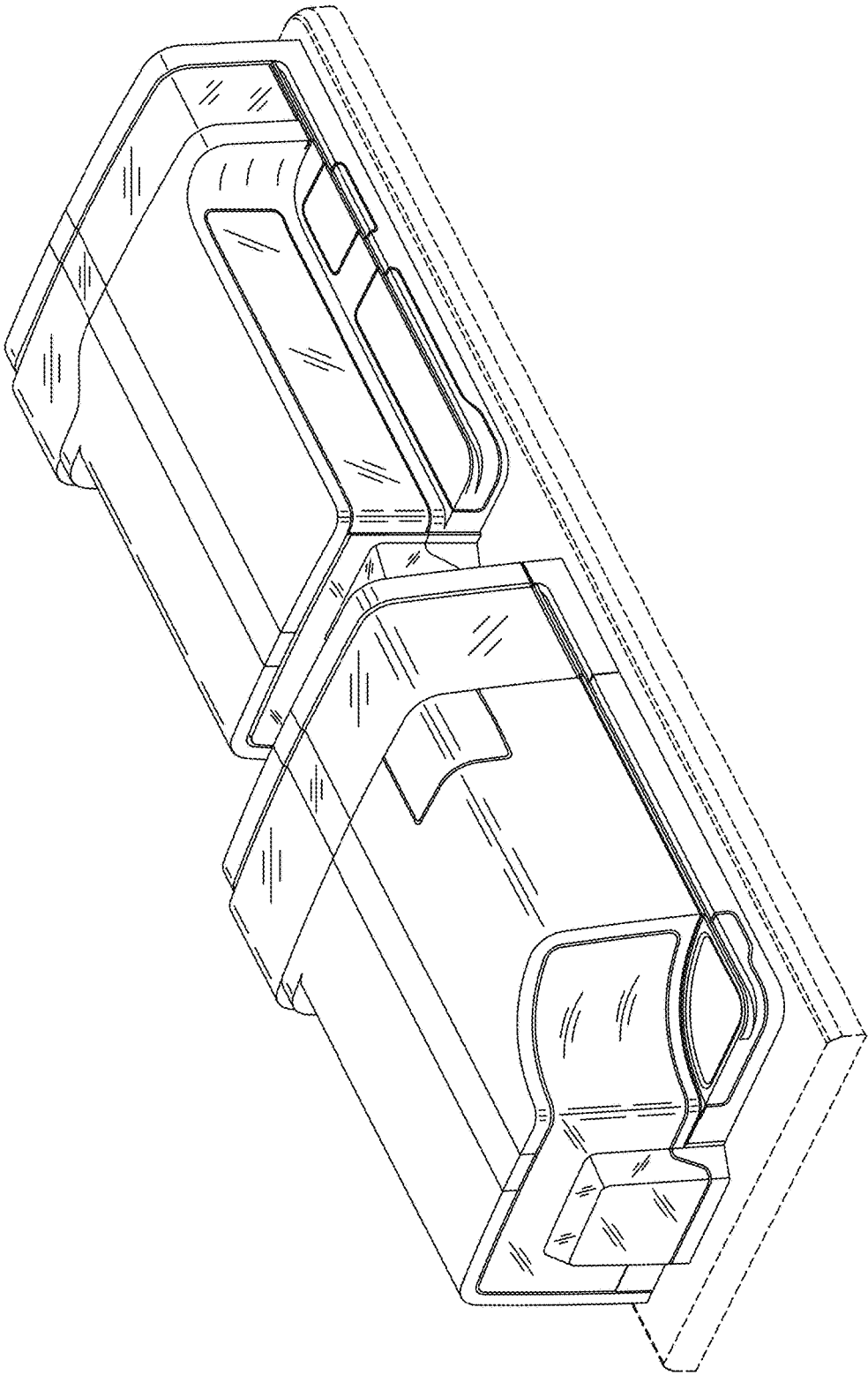


FIG. 1

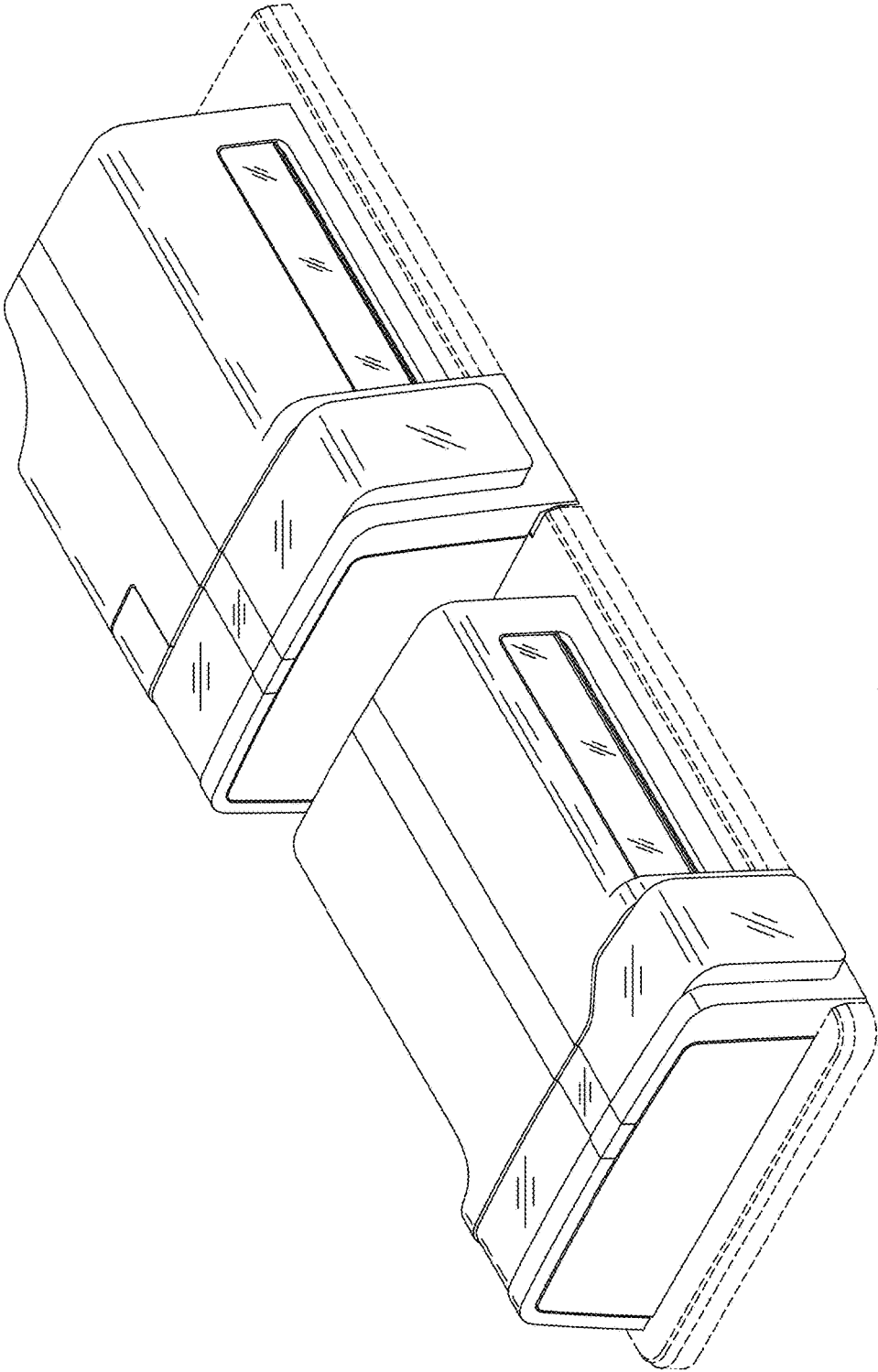


FIG. 2

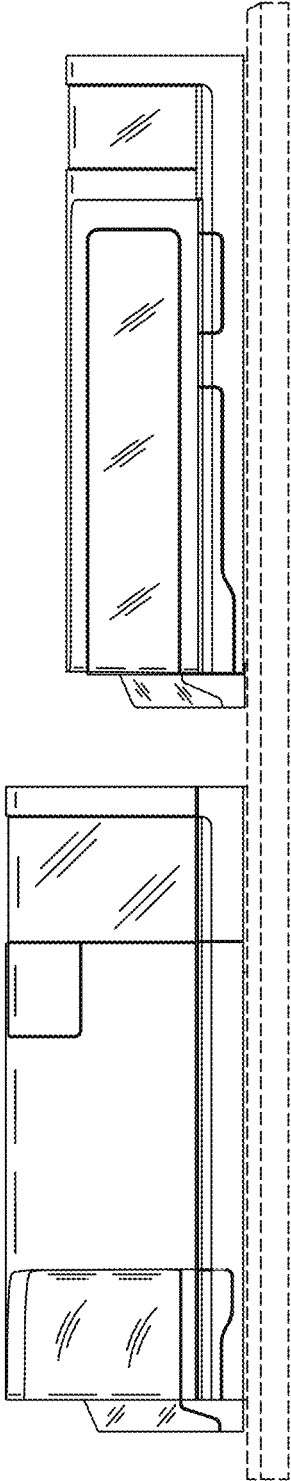


FIG. 3

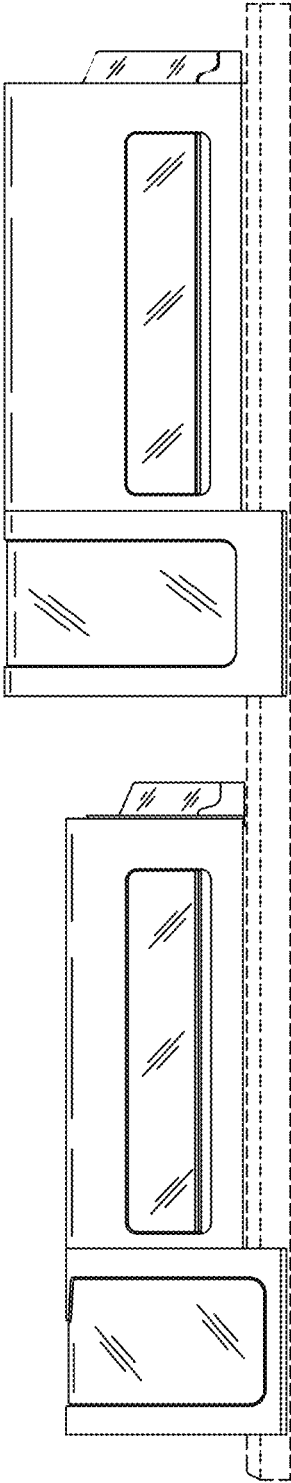


FIG. 4

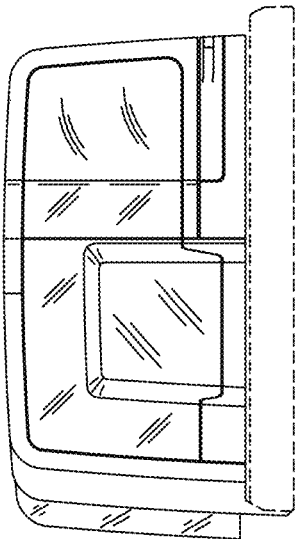


FIG. 5



FIG. 6

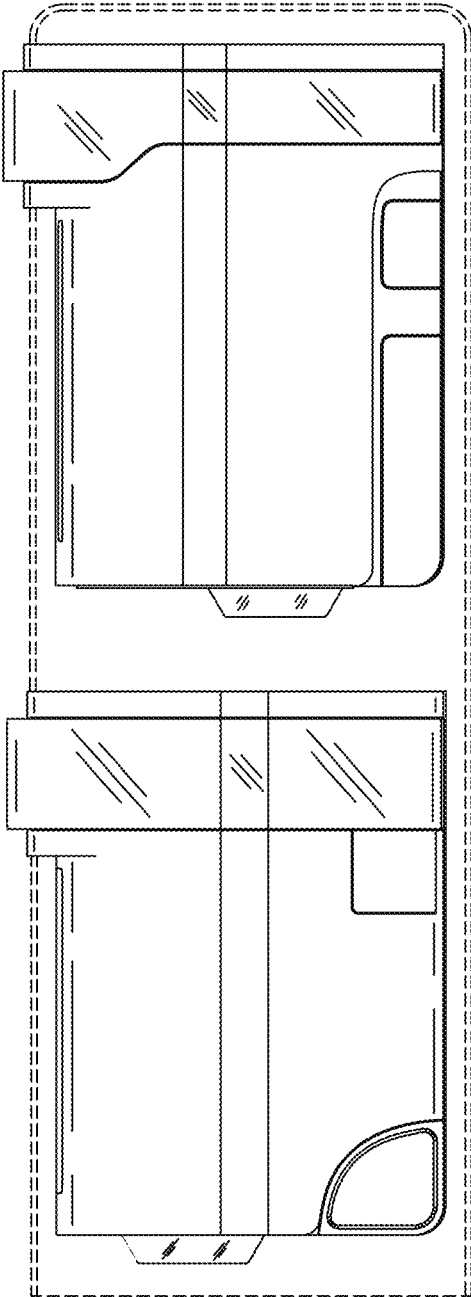


FIG. 7

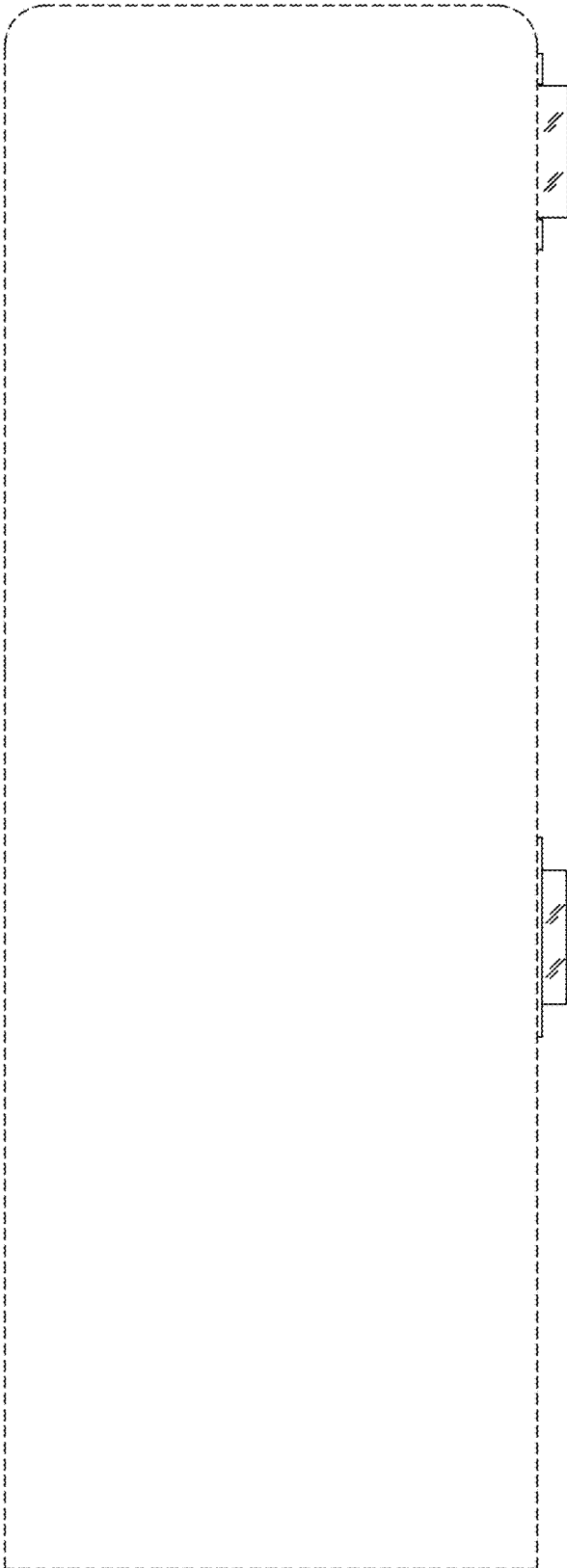


FIG. 8

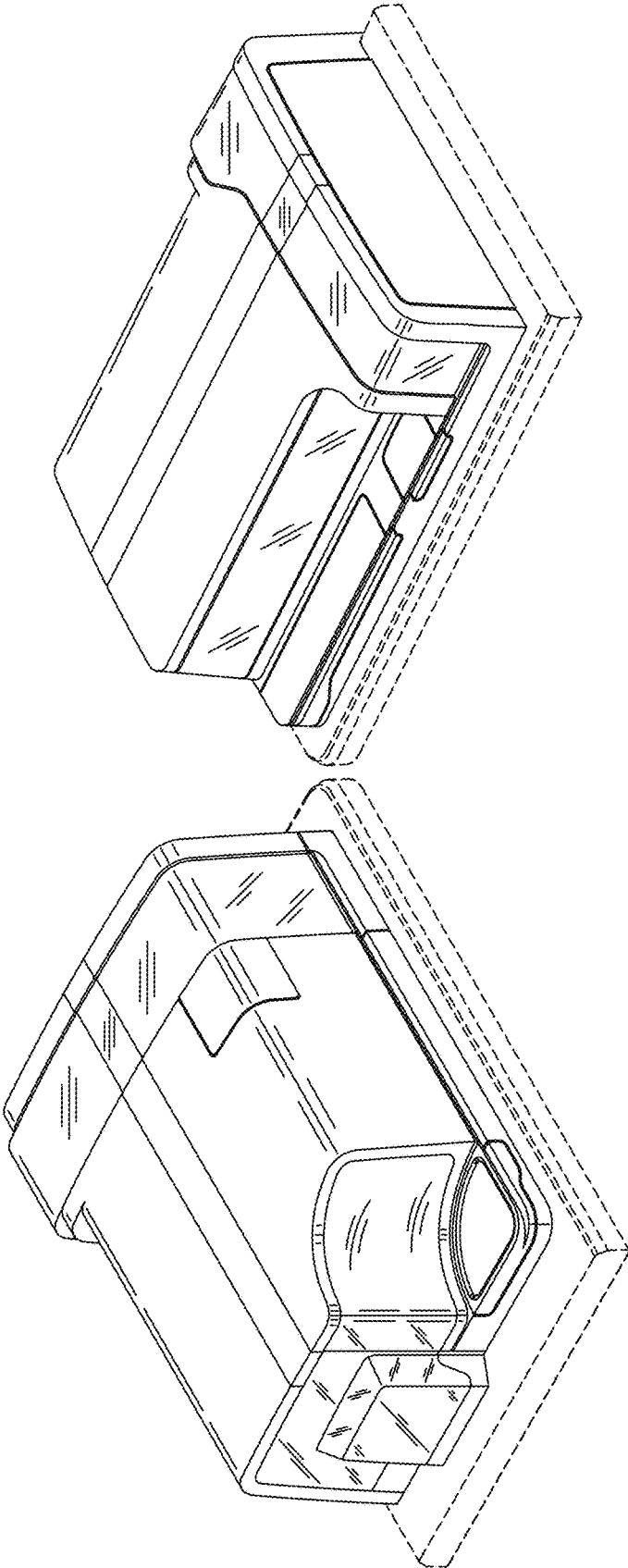


FIG. 9

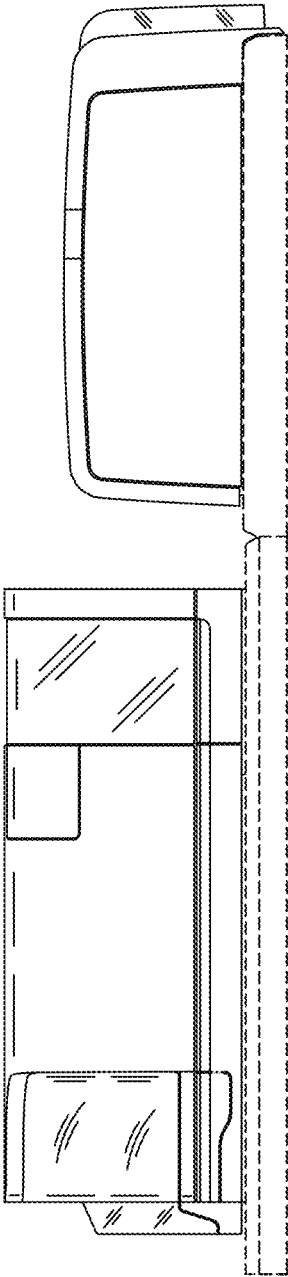


FIG. 10

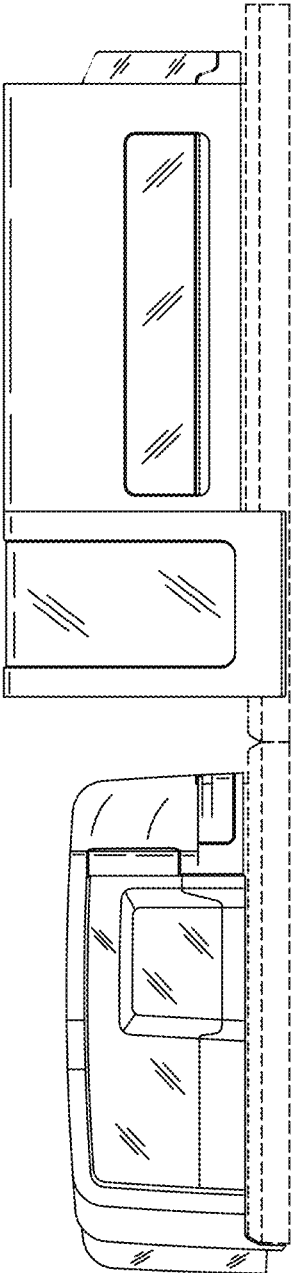


FIG. 11

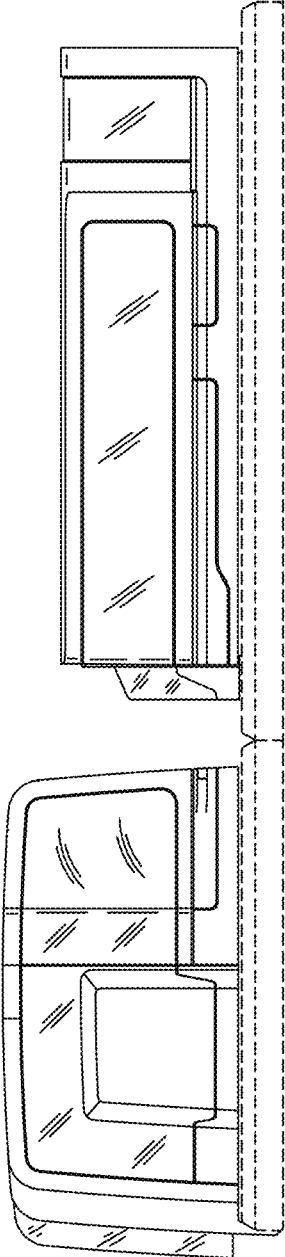


FIG. 12

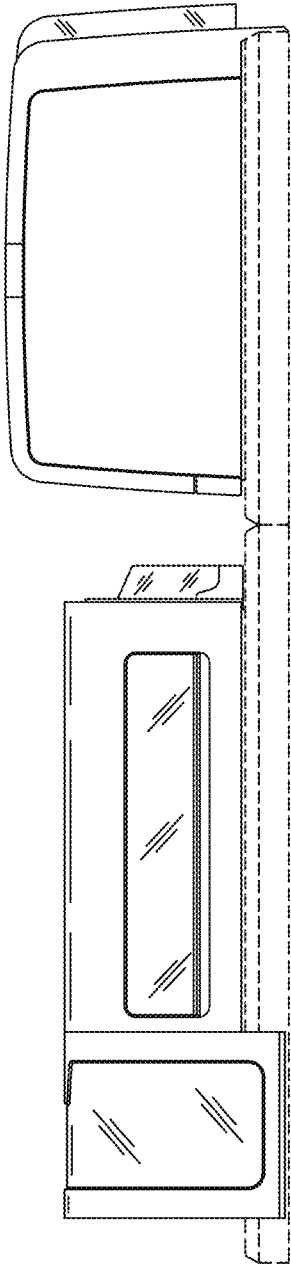


FIG. 13

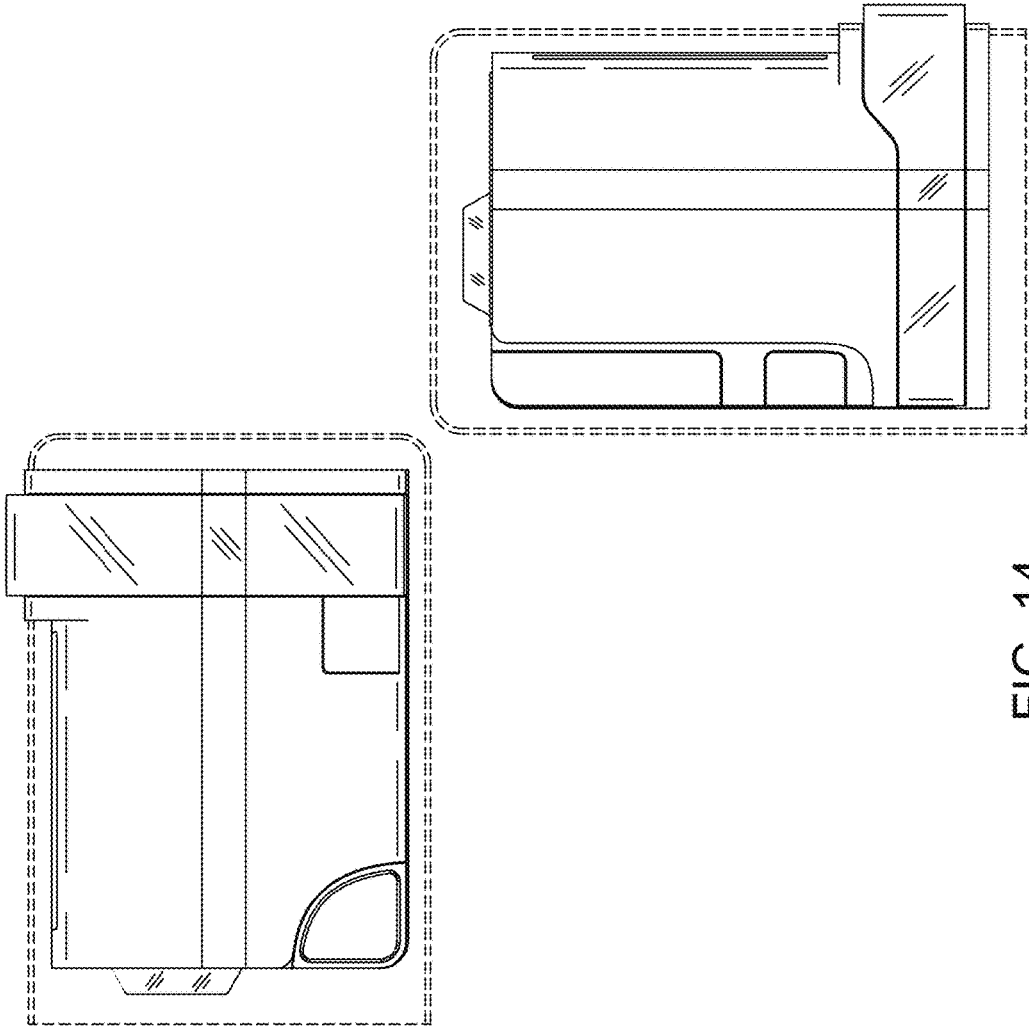


FIG. 14


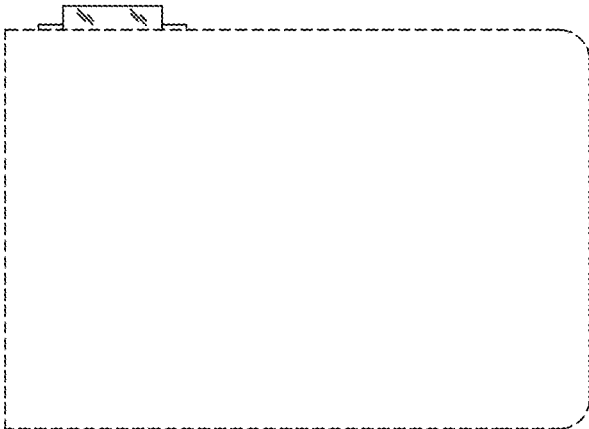


FIG. 15