



(12) **United States Design Patent**  
**Foleghi**

(10) **Patent No.:** **US D796,735 S**  
(45) **Date of Patent:** **\*\* Sep. 5, 2017**

(54) **MOUNT APPARATUS FOR PORTABLE  
NEGATIVE PRESSURE APPARATUS**

FOREIGN PATENT DOCUMENTS

(71) Applicant: **Smith & Nephew PLC**, London (GB)

DE 34 43 101 5/1986  
DE 20 2004 017 052 7/2005

(Continued)

(72) Inventor: **Fabio Foleghi**, Giussano (IT)

OTHER PUBLICATIONS

(73) Assignee: **Smith & Nephew PLC**, London (GB)

Design U.S. Appl. No. 23/492,115, filed May 28, 2011, Deutsch et al.

(\*\*) Term: **15 Years**

(Continued)

(21) Appl. No.: **29/556,363**

*Primary Examiner* — Eric Goodman

*Assistant Examiner* — Jennifer Wright

(22) Filed: **Feb. 29, 2016**

(74) *Attorney, Agent, or Firm* — Knobbe Martens Olson & Bear, LLP

(51) **LOC (10) Cl.** ..... **27-03**

(52) **U.S. Cl.**

(57) **CLAIM**

The ornamental design for a mount apparatus for portable negative pressure apparatus, as shown and described.

USPC ..... **D27/107**

(58) **Field of Classification Search**

**DESCRIPTION**

USPC ..... D13/108; D8/355; D12/415, 418;  
D27/103, 104, 107, 122, 129, 138, 175,  
D27/193; D14/250–252, 440, 217,  
D14/191–194; 379/449, 445, 165;  
248/122.1, 127, 157, 205.8, 206.2, 279.1,  
248/205.5, 309.1, 309.3, 352;  
361/679.41; 439/534; 320/115, 116, 107  
CPC ..... F16M 2200/00; F16M 13/00; A24F 7/00;  
A24F 7/02; A24F 7/04; A24F 13/02;  
A47B 21/04; A47B 2097/006; A47B  
2097/005; A47B 2023/049; A45C  
2011/002; A45C 2011/003

FIG. 1 is a front perspective view of a mount apparatus for a portable negative pressure apparatus.  
FIG. 2 is a rear perspective view of the mount apparatus for portable negative pressure apparatus of FIG. 1.  
FIG. 3 is a front view of the mount apparatus for portable negative pressure apparatus of FIG. 1.  
FIG. 4 is a rear view of the mount apparatus for portable negative pressure apparatus of FIG. 1.  
FIG. 5 is a right side view of the mount apparatus for portable negative pressure apparatus of FIG. 1.  
FIG. 6 is a left side view of the mount apparatus for portable negative pressure apparatus of FIG. 1.  
FIG. 7 is a top view of the mount apparatus for portable negative pressure apparatus of FIG. 1; and,  
FIG. 8 is a bottom view of the mount apparatus for portable negative pressure apparatus of FIG. 1.

See application file for complete search history.

The broken lines depict parts of the mount apparatus for portable negative pressure apparatus that form no part of the claimed design.


(56) **References Cited**

U.S. PATENT DOCUMENTS

3,972,328 A 8/1976 Chen  
4,029,598 A 6/1977 Neisius et al.  
4,813,942 A 3/1989 Alvarez  
5,056,510 A 10/1991 Gilman

(Continued)

**1 Claim, 8 Drawing Sheets**



(56)

References Cited

U.S. PATENT DOCUMENTS

5,181,905 A 1/1993 Flam  
 5,238,732 A 8/1993 Krishnan  
 5,549,584 A 8/1996 Gross  
 5,707,499 A 1/1998 Joshi et al.  
 5,759,570 A 6/1998 Arnold  
 D423,102 S 4/2000 Mertenant  
 6,071,267 A 6/2000 Zamierowski  
 D434,150 S 11/2000 Tumey et al.  
 D439,341 S 3/2001 Tumey et al.  
 D468,525 S \* 1/2003 Boyle ..... D3/218  
 6,626,891 B2 9/2003 Ohmstede  
 6,648,862 B2 11/2003 Watson  
 6,685,681 B2 2/2004 Lockwood et al.  
 6,752,794 B2 6/2004 Lockwood et al.  
 6,936,037 B2 8/2005 Bubb et al.  
 6,951,553 B2 10/2005 Bubb et al.  
 6,979,324 B2 12/2005 Bybordi et al.  
 D516,217 S 2/2006 Brown et al.  
 7,108,683 B2 9/2006 Zamierowski  
 D529,713 S \* 10/2006 Guyot ..... D3/218  
 D544,092 S 6/2007 Lewis  
 D546,952 S 7/2007 May  
 D554,266 S 10/2007 Striepe et al.  
 7,361,184 B2 4/2008 Joshi  
 7,381,859 B2 6/2008 Hunt et al.  
 D580,285 S 11/2008 Hendrickson et al.  
 D585,135 S 1/2009 Mori et al.  
 D585,137 S 1/2009 Onoda et al.  
 D585,543 S 1/2009 Yodfat et al.  
 D586,466 S 2/2009 Smith et al.  
 D587,376 S 2/2009 Takano et al.  
 D588,160 S 3/2009 Beale et al.  
 D590,841 S 4/2009 Muhlenberend  
 D598,472 S 8/2009 Anderson et al.  
 7,569,742 B2 8/2009 Haggstrom et al.  
 7,605,298 B2 10/2009 Bechert et al.  
 7,615,036 B2 11/2009 Joshi et al.  
 7,622,629 B2 11/2009 Aail  
 7,625,362 B2 12/2009 Boehringer et al.  
 D610,579 S \* 2/2010 Behar ..... D14/250  
 7,699,823 B2 4/2010 Haggstrom et al.  
 7,708,724 B2 5/2010 Weston  
 7,722,582 B2 5/2010 Lina et al.  
 7,759,537 B2 7/2010 Bishop et al.  
 7,759,539 B2 7/2010 Shaw et al.  
 7,775,998 B2 8/2010 Riesinger  
 7,779,625 B2 8/2010 Joshi et al.  
 D625,303 S \* 10/2010 Kim ..... D14/250  
 D625,740 S 10/2010 Varini  
 7,811,269 B2 10/2010 Boynton et al.  
 7,838,717 B2 11/2010 Haggstrom et al.  
 D629,502 S 12/2010 Au et al.  
 7,846,141 B2 12/2010 Weston  
 7,910,791 B2 3/2011 Coffey  
 7,922,703 B2 4/2011 Riesinger  
 7,964,766 B2 6/2011 Blott et al.  
 7,976,519 B2 7/2011 Bubb et al.  
 D642,594 S 8/2011 Mattson et al.  
 D646,673 S \* 10/2011 Fathollahi ..... D14/250  
 D647,518 S \* 10/2011 Fathollahi ..... D14/250  
 D647,895 S \* 11/2011 Fathollahi ..... D14/250  
 D648,353 S 11/2011 Mattson et al.  
 8,062,272 B2 11/2011 Weston  
 8,062,331 B2 11/2011 Zamierowski  
 8,080,702 B2 12/2011 Blott et al.  
 D654,095 S 2/2012 Mattson et al.  
 8,118,794 B2 2/2012 Weston et al.  
 8,152,785 B2 4/2012 Vitaris  
 8,162,907 B2 4/2012 Heagle  
 D659,717 S 5/2012 Mattson et al.  
 8,207,392 B2 6/2012 Haggstrom et al.  
 8,241,261 B2 8/2012 Randolph et al.  
 D669,890 S \* 10/2012 Hopkins ..... D14/251  
 8,282,611 B2 10/2012 Weston  
 8,303,552 B2 11/2012 Weston

D676,371 S \* 2/2013 Son ..... D12/415  
 8,372,049 B2 2/2013 Jaeb et al.  
 8,372,050 B2 2/2013 Jaeb et al.  
 8,425,478 B2 4/2013 Olson  
 D682,546 S 5/2013 Nicolini  
 8,444,612 B2 5/2013 Patel et al.  
 8,460,255 B2 6/2013 Joshi et al.  
 8,545,466 B2 10/2013 Andresen et al.  
 8,628,505 B2 1/2014 Weston  
 8,641,691 B2 2/2014 Fink et al.  
 8,663,198 B2 3/2014 Buan et al.  
 8,715,256 B2 5/2014 Greener  
 8,764,732 B2 7/2014 Hartwell  
 8,795,243 B2 8/2014 Weston  
 8,808,274 B2 8/2014 Hartwell  
 8,829,263 B2 9/2014 Haggstrom et al.  
 8,834,451 B2 9/2014 Blott et al.  
 8,956,336 B2 2/2015 Haggstrom et al.  
 9,061,095 B2 6/2015 Adie et al.  
 9,127,665 B2 9/2015 Locke et al.  
 9,199,012 B2 12/2015 Vitaris et al.  
 9,220,822 B2 12/2015 Hartwell et al.  
 D765,646 S \* 9/2016 Deng ..... D12/415  
 D766,904 S \* 9/2016 Jung ..... D14/440  
 D766,905 S \* 9/2016 Lee ..... D14/440  
 D766,906 S \* 9/2016 Kim ..... D14/440  
 D767,573 S \* 9/2016 Kim ..... D14/440  
 9,446,178 B2 9/2016 Blott et al.  
 D769,879 S \* 10/2016 Kim ..... D14/440  
 D777,167 S \* 1/2017 Wengreen ..... D14/447  
 D780,740 S \* 3/2017 Kim ..... D14/250  
 2004/0167482 A1 8/2004 Watson  
 2006/0009744 A1 1/2006 Erdman et al.  
 2007/0055209 A1 3/2007 Patel et al.  
 2007/0225663 A1 9/2007 Watt et al.  
 2008/0132821 A1 6/2008 Propp et al.  
 2008/0306456 A1 12/2008 Riesinger  
 2009/0157024 A1 6/2009 Song  
 2009/0227969 A1 9/2009 Jaeb et al.  
 2009/0234306 A1 9/2009 Vitaris  
 2009/0299251 A1 12/2009 Buan  
 2009/0299306 A1 12/2009 Buan  
 2009/0312728 A1 12/2009 Randolph et al.  
 2010/0125258 A1 5/2010 Coulthard et al.  
 2010/0125259 A1 5/2010 Olson  
 2010/0305526 A1 12/2010 Robinson et al.  
 2010/0318052 A1 12/2010 Ha et al.  
 2011/0004172 A1 1/2011 Eckstein et al.  
 2011/0118683 A1 5/2011 Weston  
 2011/0224631 A1 9/2011 Simmons  
 2012/0095380 A1 4/2012 Gergely et al.  
 2013/0066285 A1 3/2013 Locke et al.  
 2013/0066289 A1 3/2013 Song et al.  
 2013/0116635 A1 5/2013 Fleischmann  
 2013/0138054 A1 5/2013 Fleischmann  
 2013/0144230 A1 6/2013 Wu et al.  
 2013/0150814 A1 6/2013 Buan  
 2013/0165878 A1 6/2013 Heagle  
 2013/0274688 A1 10/2013 Weston  
 2013/0331822 A1 12/2013 Patel et al.  
 2014/0114268 A1 4/2014 Auguste et al.  
 2014/0228791 A1 8/2014 Hartwell  
 2014/0316359 A1 10/2014 Collinson et al.  
 2015/0032035 A1 1/2015 Banwell et al.  
 2015/0308994 A1 10/2015 Hammond et al.  
 2016/0018051 A1 \* 1/2016 Lin ..... F16M 11/041  
 248/122.1

FOREIGN PATENT DOCUMENTS

EP 0 257 916 3/1988  
 EP 0 340 018 11/1989  
 EP 1 476 217 3/2008  
 EP 2 021 046 3/2012  
 EP 2 462 908 6/2012  
 EP 2 544 642 1/2015  
 EP 2 648 668 1/2015  
 FR 1 163 907 10/1958  
 GB 1255395 12/1971

(56)

**References Cited**

## FOREIGN PATENT DOCUMENTS

WO	WO 83/00742	3/1983
WO	WO 95/29959	11/1995
WO	WO 2005/025447	3/2005
WO	WO 2005/123170	12/2005
WO	WO 2006/052839	5/2006
WO	WO 2006/133430	12/2006
WO	WO 2009/066105	5/2009
WO	WO 2009/124100	10/2009
WO	WO 2009/158128	12/2009
WO	WO 2010/142959	12/2010
WO	WO 2011/135285	11/2011
WO	WO 2011/135286	11/2011
WO	WO 2011/135287	11/2011
WO	WO 2011/144888	11/2011
WO	WO 2012/131237	10/2012
WO	WO 2012/140378	10/2012
WO	WO 2012/143665	10/2012
WO	WO 2013/010907	1/2013
WO	WO 2013/083800	6/2013
WO	WO 2013/090810	6/2013
WO	WO 2013/149078	10/2013
WO	WO 2013/136181	11/2013
WO	WO 2014/016759	1/2014
WO	WO 2014/020440	2/2014
WO	WO 2014/020443	2/2014
WO	WO 2014/108476	7/2014
WO	WO 2014/113253	7/2014
WO	WO 2015/022334	2/2015
WO	WO 2015/022340	2/2015

## OTHER PUBLICATIONS

U.S. Appl. No. 61/828,604, filed May 29, 2013, Collinson et al.  
 U.S. Appl. No. 61/829,187, filed May 30, 2013, Collinson et al.  
 U.S. Appl. No. 61/906,865, filed Nov. 20, 2013, Collinson et al.  
 U.S. Appl. No. 61/907,350, filed Nov. 21, 2013, Collinson et al.

International Search Report and Written Opinion, re PCT Application No. PCT/EP2015/063373, mailed Sep. 2, 2015.  
 International Search Report for International Application No. PCT/EP2014/071510 mailed Feb. 5, 2015 in 7 pages.  
 International Preliminary Report for Patentability in International Application No. PCT/EP2014/071510 mailed Apr. 21, 2016 in 12 pages.  
 International Search Report for International Application No. PCT/EP2014/071520 mailed Feb. 2, 2015 in 5 pages.  
 International Preliminary Report for Patentability Application No. PCT/EP2014/071520 mailed Apr. 21, 2016 in 8 pages.  
 Kalypto Medical, Npd 1000 NPWT Pump & Control Module Product Specifications, Oct. 2009.  
 KCI Licensing, PREVENA™ Incision Management System, Jan. 2010.  
 KCI Licensing, PREVENA™ Incision Management System Patient Guide, Jan. 2010.  
 Kendall Ultec Hydrocolloid Dressing (4"×4"), product ordering page, web page downloaded Jul. 13, 2014.  
 Membrane Filters, in 16 pages, from website: <http://www.advantecmfs.com/catalog/filt/membrane.pdf#page=11> (date unknown, but believed to be copyright 2001-2011).  
 Protz, Kerstin: "Modern Wundauflagen unterstützen Heilungsprozess", Wundversorgung: Indikation and Anwendung, Geriatrie Journal Apr. 2005, pp. 3333-3339.  
 Smith & Nephew, "PICO Simplified Negative Pressure Wound Therapy", sales brochure in 8 pages, Jul. 2011, Australia and New Zealand.  
 Smith & Nephew, "Unlock patient centric solutions with PICO", sales brochure in 2 pages, May, 2014, United Kingdom.  
 Smith & Nephew, "Supporting healthcare professionals in incision management with PICO", sales brochure in 8 pages, Aug. 2014, United Kingdom.  
 Web page labeled "The XVS System," printed from Cerulean Medical website, [http://ceruleanmedical.com/Cerulean\\_Medical/The\\_XVS\\_System.html](http://ceruleanmedical.com/Cerulean_Medical/The_XVS_System.html) (1 printed page), available before Oct. 14, 2010.

\* cited by examiner

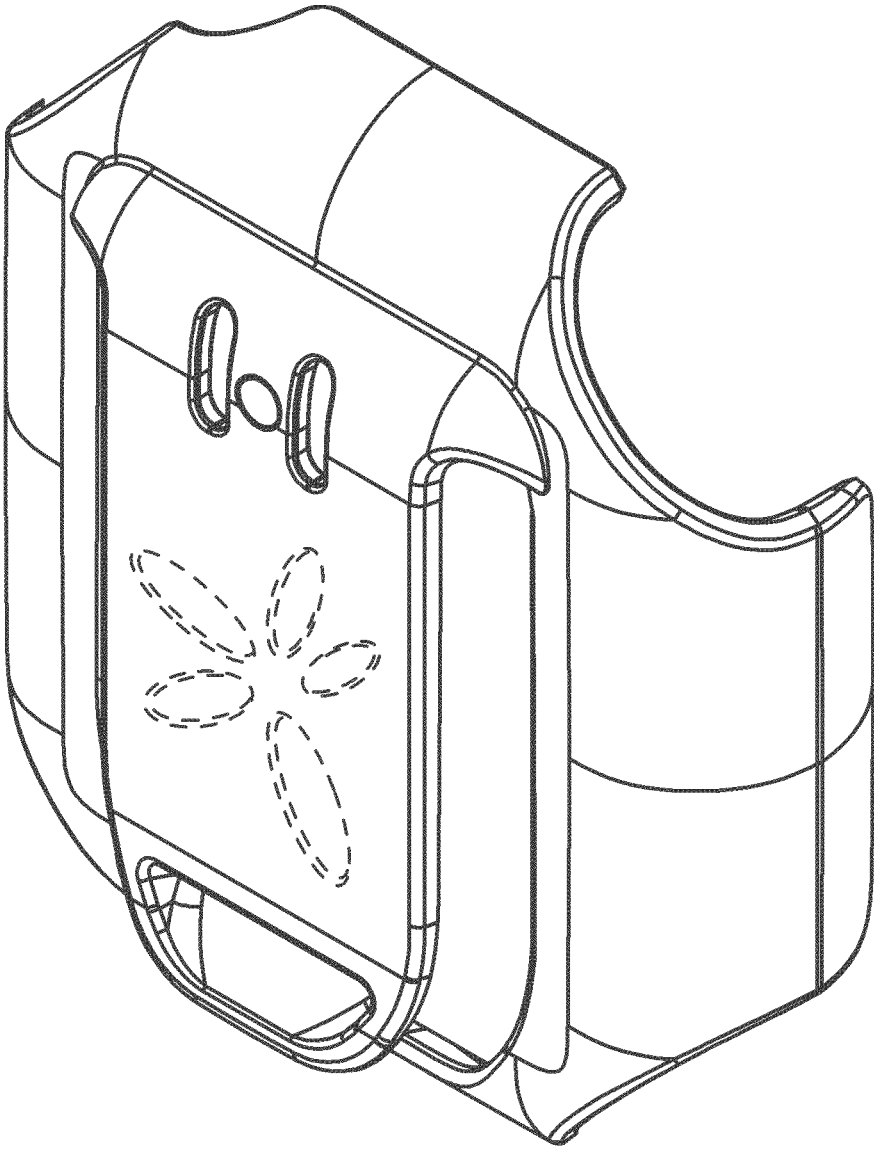


FIG. 1

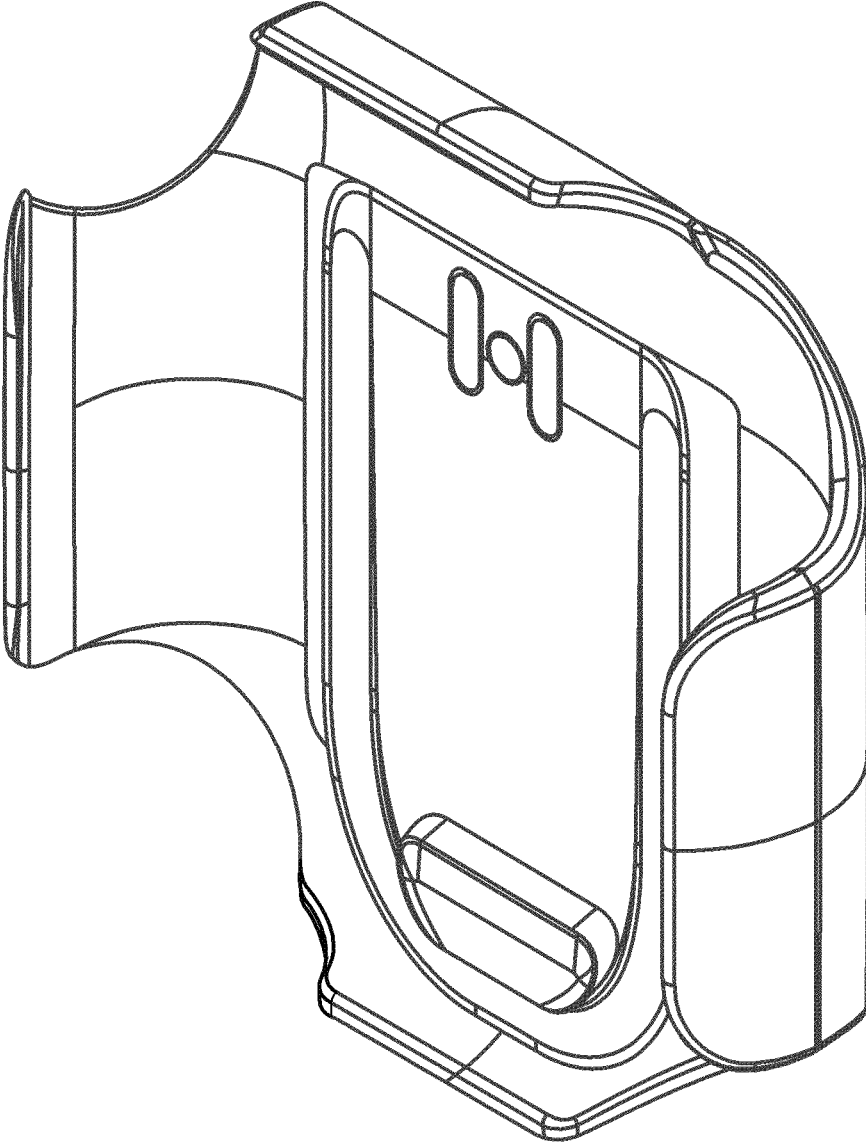


FIG. 2

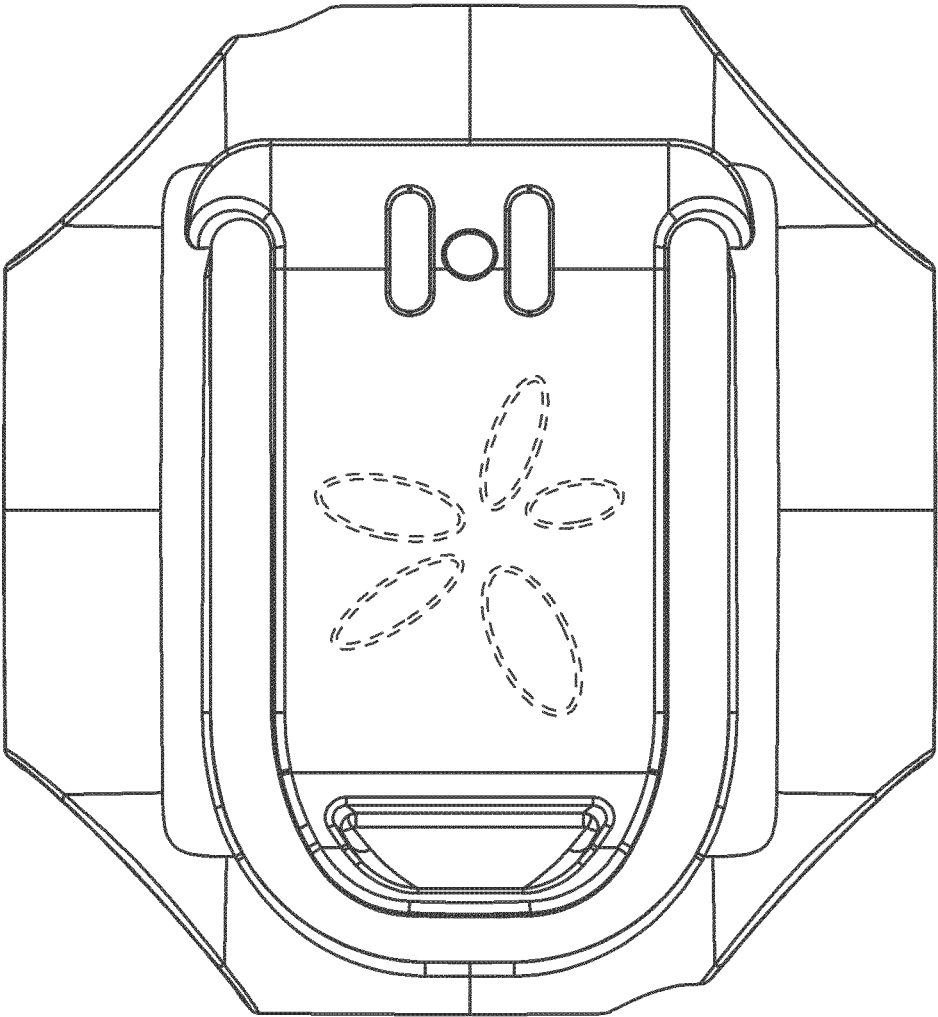


FIG. 3

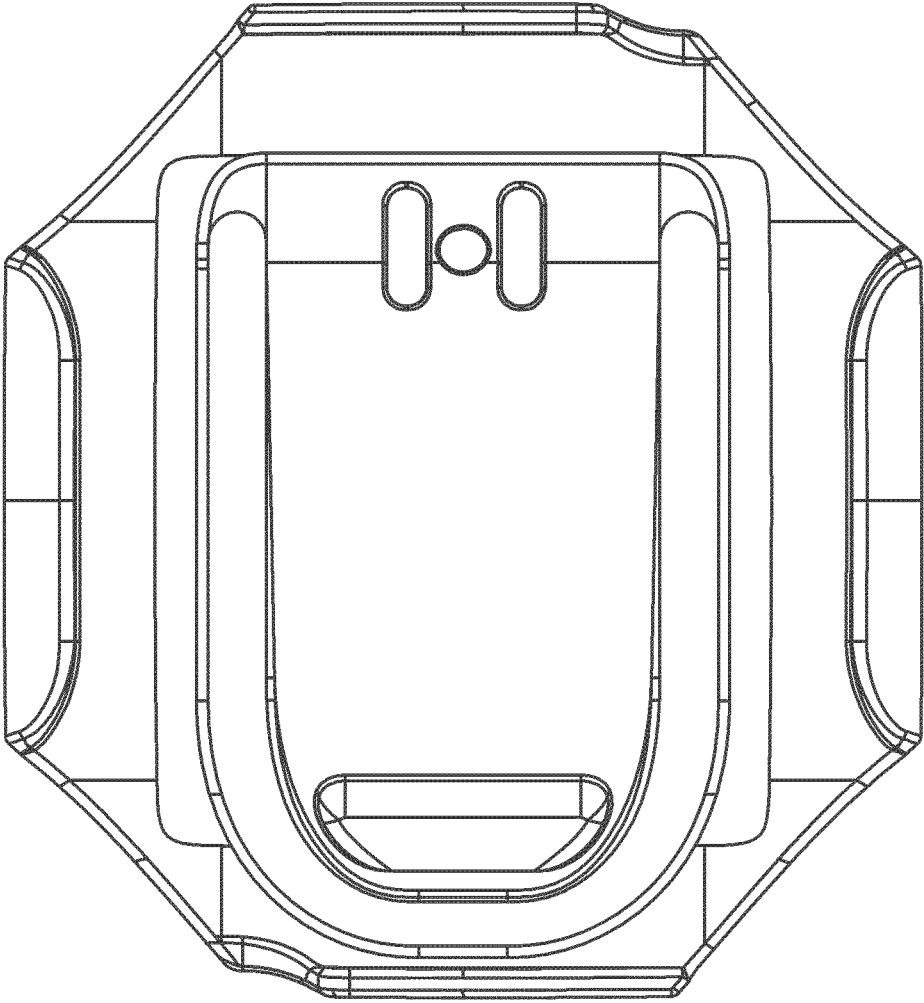


FIG. 4




FIG. 5



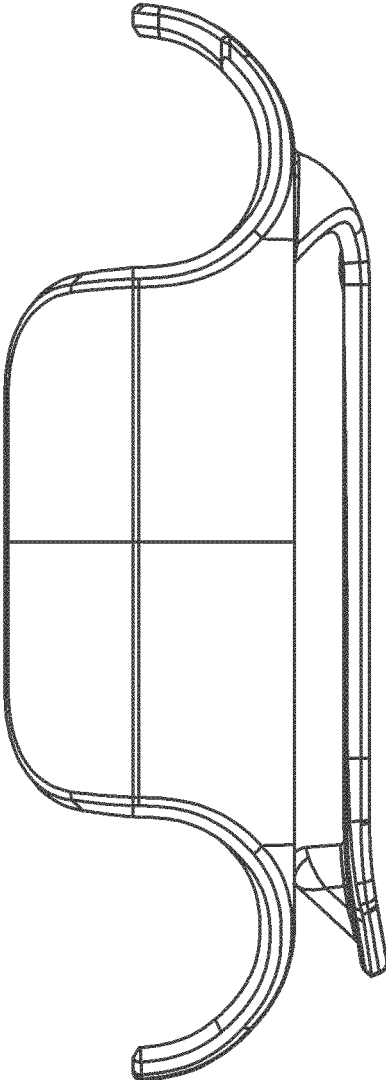


FIG. 6

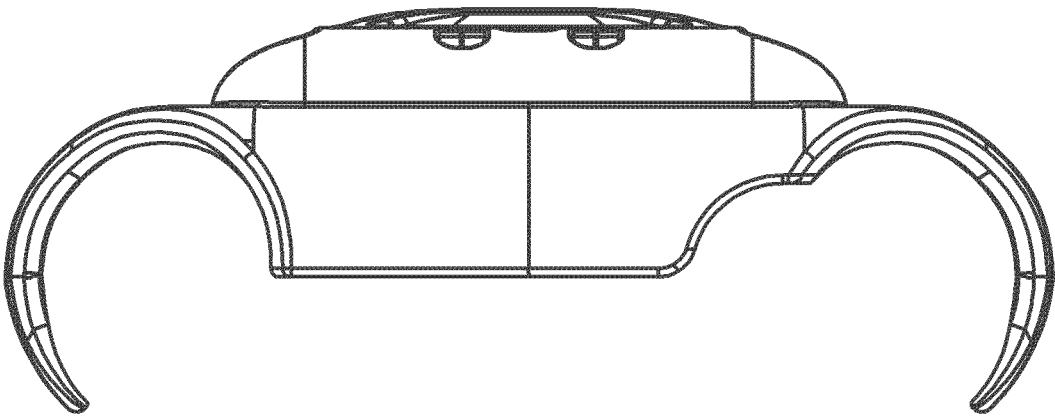


FIG. 7

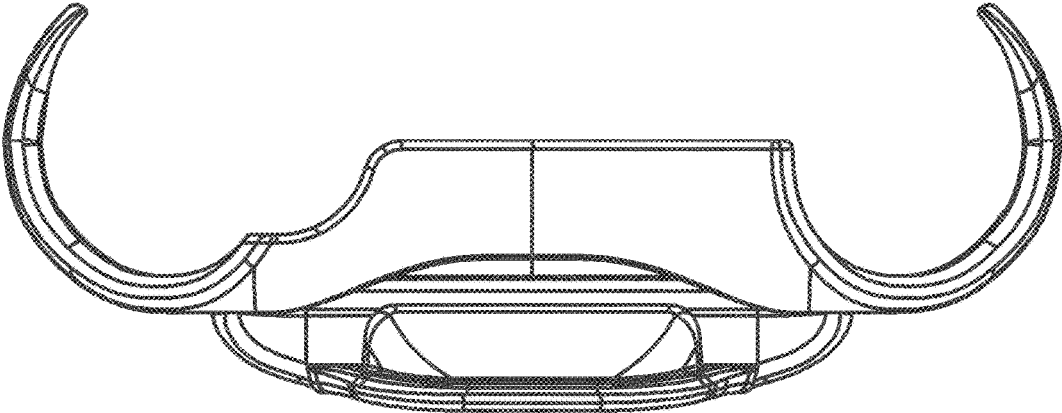


FIG. 8