



US00D352852S

United States Patent [19]

[11] **Patent Number: Des. 352,852**

Hosoe

[45] **Date of Patent: ** Nov. 29, 1994**

[54] **TABLE**

[75] **Inventor: Isao Hosoe, Milan, Italy**

[73] **Assignee: Itoki Co., Ltd., Osaka, Japan**

[**] **Term: 14 Years**

[21] **Appl. No.: 11,010**

[22] **Filed: Jul. 23, 1993**

[30] **Foreign Application Priority Data**

Jun. 4, 1993 [JP] Japan 5-16343

[52] **U.S. Cl. D6/482; D6/487**

[58] **Field of Search D6/480-489,
D6/495-499, 429, 511; 108/144, 147, 153, 156,
161**

[56] **References Cited**

U.S. PATENT DOCUMENTS

- D. 166,048 2/1952 Rink D6/483
- D. 175,110 7/1955 Howard D6/483
- D. 200,712 3/1965 Jakobsen D6/487

- D. 284,431 7/1986 Berry, Jr. D6/484 X
- D. 289,117 4/1987 Schmid D6/484
- D. 295,815 5/1988 Beall, Jr. D6/484
- D. 332,535 1/1993 Hosoe .
- D. 332,536 1/1993 Hosoe .
- D. 332,537 1/1993 Hosoe .
- D. 332,538 2/1993 Hosoe .
- D. 333,053 2/1993 Hosoe .
- D. 333,228 2/1993 Hosoe .

*Primary Examiner—Janice E. Seeger
Attorney, Agent, or Firm—Rogers & Killeen*

[57] **CLAIM**

The ornamental design for a table, as shown.

DESCRIPTION

FIG. 1 is a perspective view of the table;
FIG. 2 is a front elevational view of the table;
FIG. 3 is a right side elevational view of the table;
FIG. 4 is a left side elevational view of the table;
FIG. 5 is a top plan view of the table;
FIG. 6 is a bottom plan view of the table; and,
FIG. 7 is a VII—VII sectional view of the table.

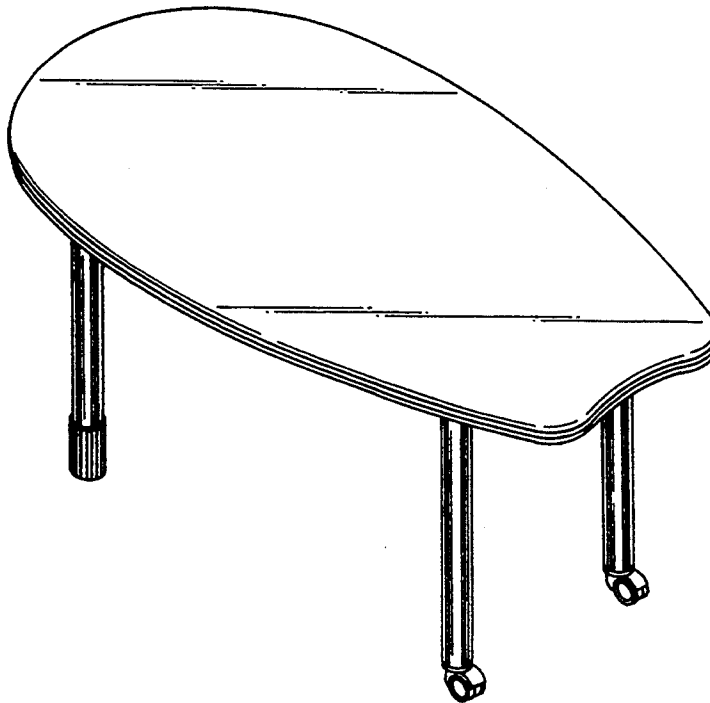


FIG.1

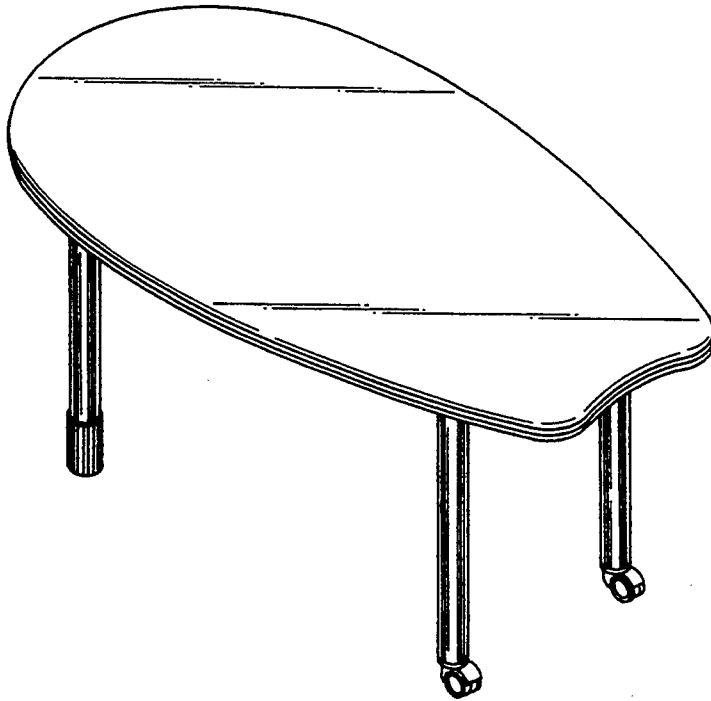


FIG.2

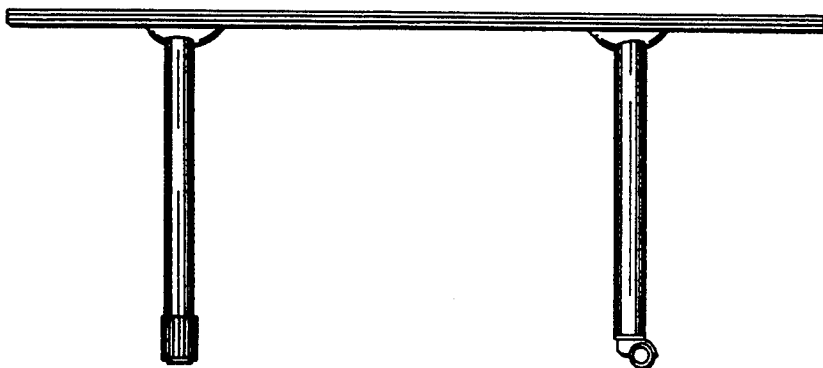


FIG. 3




FIG. 4




FIG. 5

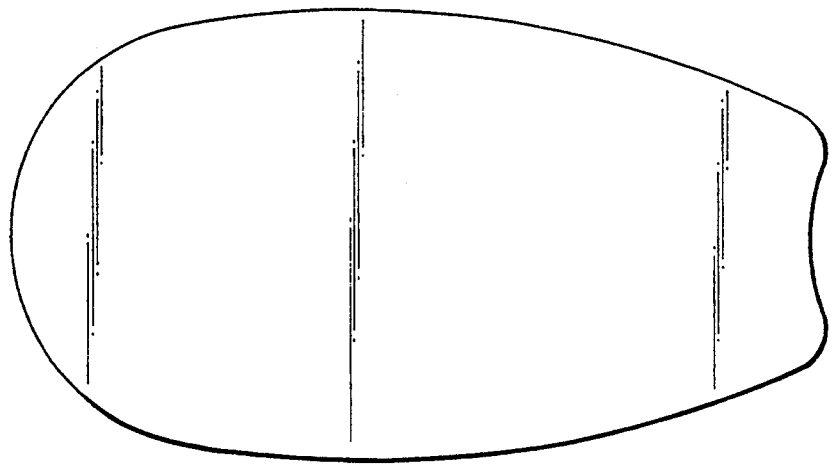


FIG. 6

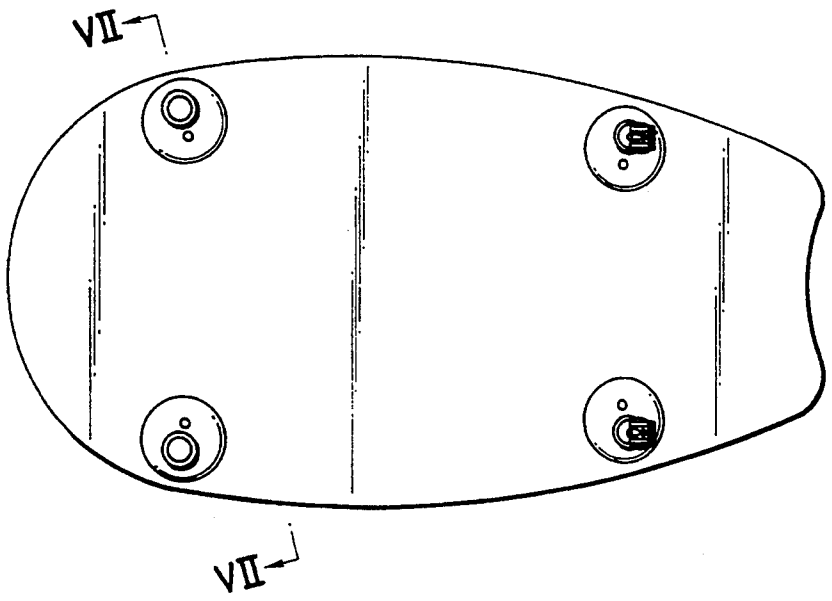


FIG. 7

