



US00D793292S

(12) **United States Design Patent**
Lee

(10) **Patent No.:** **US D793,292 S**

(45) **Date of Patent:** **** Aug. 1, 2017**

- (54) **VEHICLE FRONT BUMPER**
- (71) Applicant: **GM GLOBAL TECHNOLOGY OPERATIONS LLC**, Detroit, MI (US)
- (72) Inventor: **Hwasup Lee**, Rochester Hills, MI (US)
- (73) Assignee: **GM Global Technology Operations LLC**, Detroit, MI (US)
- (**) Term: **15 Years**
- (21) Appl. No.: **29/548,237**
- (22) Filed: **Dec. 11, 2015**
- (51) **LOC (10) Cl.** **12-16**
- (52) **U.S. Cl.**
USPC **D12/169**
- (58) **Field of Classification Search**
USPC D12/169, 216, 90-92, 86, 171, 196, 163;
293/102, 113, 115, 117, 120; 296/180.1,
296/180.2
CPC B60R 19/02; B60R 19/04; B62D 25/08
See application file for complete search history.

- D609,608 S 2/2010 Boniface et al.
- D611,387 S 3/2010 Thompson et al.
- D611,879 S 3/2010 Kim et al.
- D612,297 S 3/2010 Peters et al.
- D613,645 S 4/2010 Song et al.
- D615,458 S 5/2010 Thompson et al.
- D618,595 S 6/2010 Ware et al.
- D623,090 S 9/2010 Cox et al.
- D627,262 S 11/2010 Ikeda et al.
- D635,488 S 4/2011 Phipps
- D644,147 S 8/2011 Suh et al.
- D644,567 S 9/2011 Kozub
- D657,718 S 4/2012 Zipfel et al.
- D659,052 S 5/2012 Ware et al.
- D659,053 S 5/2012 Ware et al.
- D668,182 S 10/2012 Barba Franco et al.
- D668,183 S 10/2012 Smart
- D678,820 S 3/2013 Son et al.
- D678,821 S 3/2013 Ikeda et al.
- D679,226 S * 4/2013 Schmeckpeper D12/169
- D680,909 S 4/2013 Munson et al.
- D680,910 S 4/2013 David
- D684,899 S 6/2013 Baker

(Continued)

Primary Examiner — Melody N Brown
(74) *Attorney, Agent, or Firm* — Reising Ethington P.C.

(57) **CLAIM**

The ornamental design for a vehicle front bumper, as shown and described.

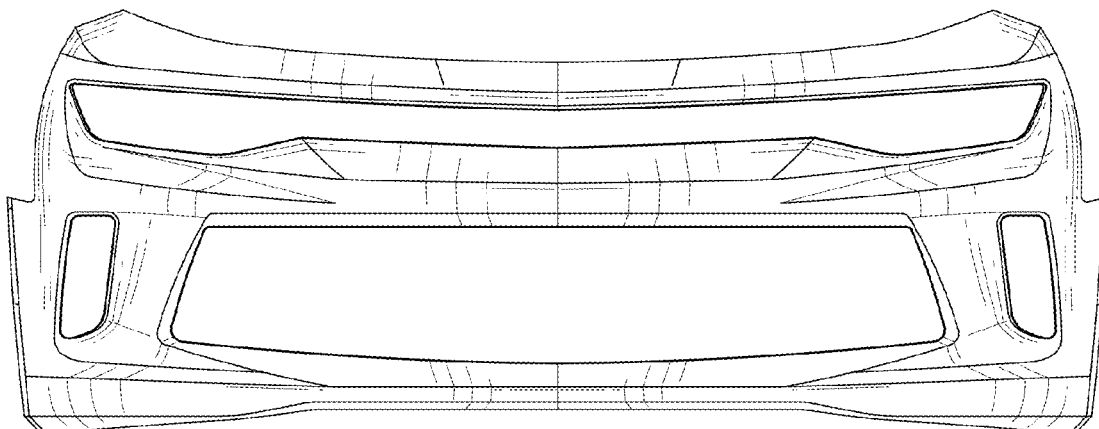
DESCRIPTION

FIG. 1 is a perspective view of the vehicle front bumper; FIG. 2 is a top plan view thereof; FIG. 3 is a left side elevation view thereof, the right side is a mirror image thereof; and, FIG. 4 is a front view thereof. The broken lines shown in the drawings depict portions of the vehicle front bumper that form no part of the claimed design.

1 Claim, 2 Drawing Sheets

(56) **References Cited**
U.S. PATENT DOCUMENTS

- D570,742 S 6/2008 Takagi et al.
- D592,105 S 5/2009 Dean et al.
- D597,447 S 8/2009 Folden
- D600,595 S 9/2009 Nakamura et al.
- D601,925 S 10/2009 O'Donnell
- D603,755 S 11/2009 Peters
- D604,203 S 11/2009 O'Donnell
- D605,082 S 12/2009 Munson
- D605,083 S 12/2009 Manoogian, II et al.
- D605,977 S 12/2009 Zipfel et al.
- D605,978 S 12/2009 Wolff et al.
- D608,249 S 1/2010 Peters
- D608,690 S 1/2010 Folden et al.
- D608,691 S 1/2010 Zak, Jr. et al.



(56)

References Cited

U.S. PATENT DOCUMENTS

D686,536 S	7/2013	McCabe et al.	D725,001 S	3/2015	McMahan et al.
D692,798 S	11/2013	Thurber	D726,591 S	4/2015	Jacob
D692,799 S	11/2013	Smith et al.	D730,776 S	6/2015	Smart
D696,157 S	12/2013	Loeb	D730,783 S	6/2015	Henriques et al.
D699,629 S	2/2014	Ikeda et al.	D732,427 S	6/2015	Loeb
D700,871 S	3/2014	O'Donnell et al.	D732,429 S	6/2015	Loeb
D703,103 S	4/2014	Lee	D732,430 S	6/2015	Loeb
D704,103 S	5/2014	Mack et al.	D732,431 S	6/2015	Loeb
D705,132 S	5/2014	Ware et al.	D732,432 S	6/2015	Aengenheyster
D705,699 S	5/2014	Ware et al.	D732,433 S	6/2015	Aengenheyster
D713,298 S	9/2014	Dyson	D732,435 S	6/2015	Mackay
D713,764 S	9/2014	Ferlazzo et al.	D733,002 S	6/2015	Loeb
D716,696 S	11/2014	Thole et al.	D735,611 S	8/2015	Aengenheyster
D716,706 S	11/2014	Thole et al.	D735,627 S	8/2015	Smith
D716,709 S	11/2014	Thole et al.	D736,451 S	8/2015	Smith
D717,696 S	11/2014	Thole et al.	D739,306 S	9/2015	McMahan et al.
D718,189 S	11/2014	Krieg et al.	D739,317 S	9/2015	McMahan et al.
D718,683 S	12/2014	Thole et al.	D741,223 S	10/2015	Kim et al.
D722,282 S	2/2015	Loeb	D743,309 S	11/2015	Thole et al.
D722,533 S	2/2015	Thole et al.	D743,313 S	11/2015	Smith et al.
D722,534 S	2/2015	Munson et al.	D743,314 S	11/2015	Thole et al.
D724,510 S	3/2015	McMahan et al.	D743,857 S	11/2015	McMahan et al.
			D744,158 S	11/2015	Willett et al.
			D745,086 S	12/2015	Finos et al.

* cited by examiner

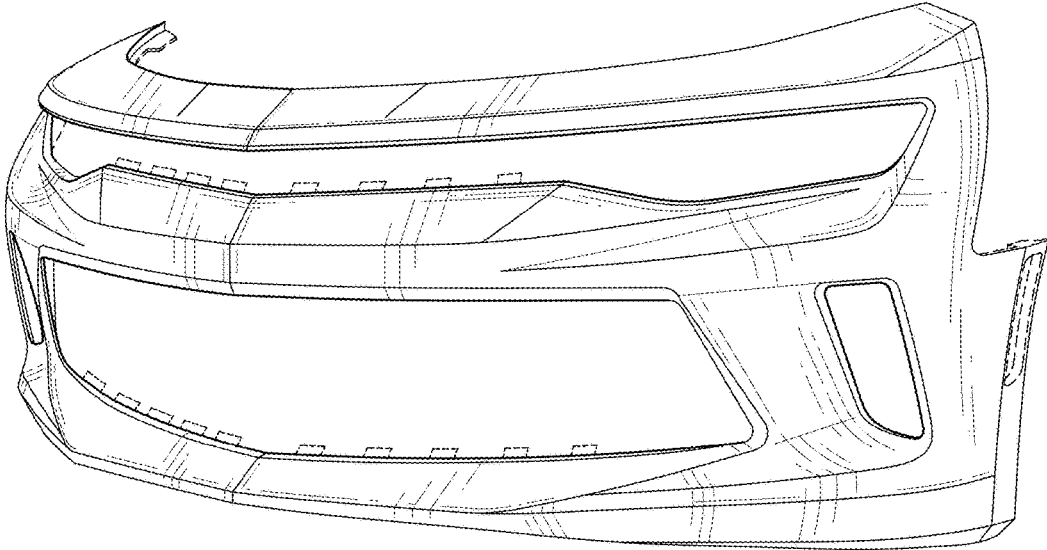


Fig. 1

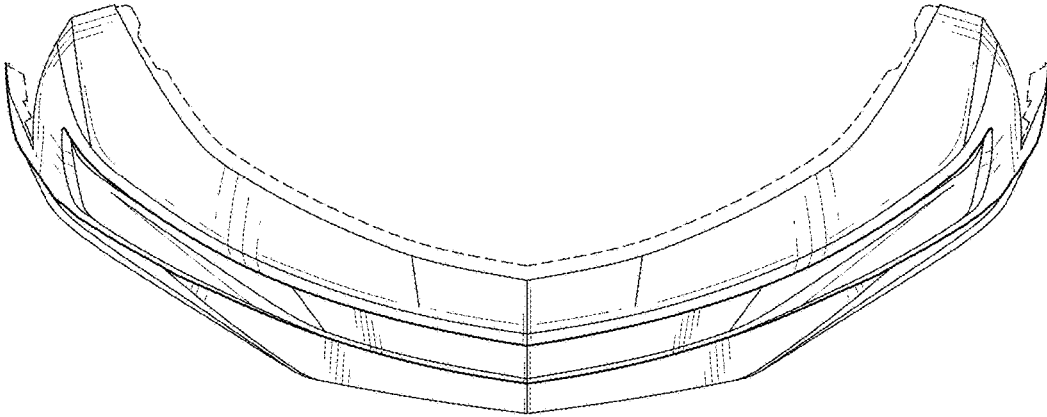


Fig. 2

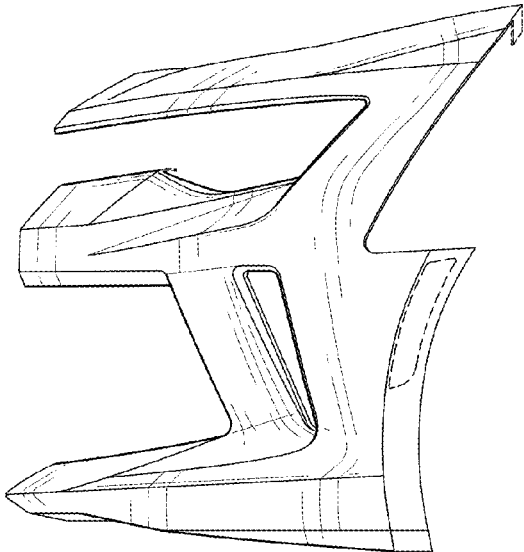


Fig. 3

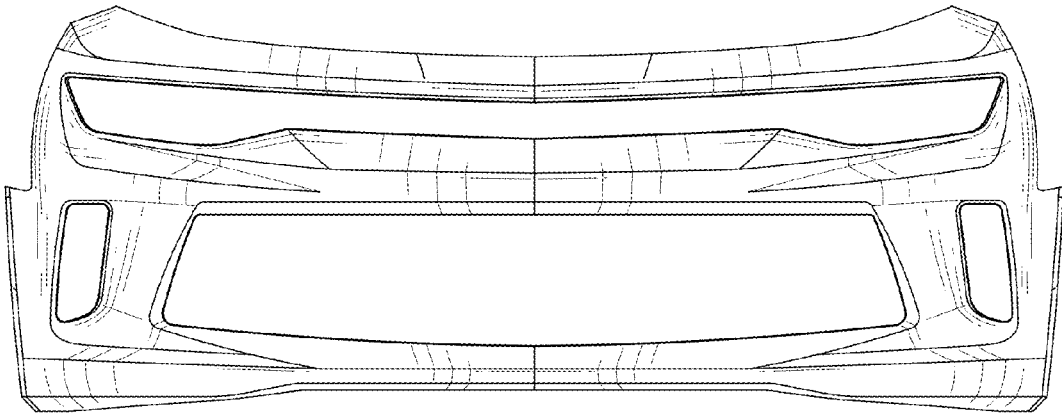


Fig. 4