



US00D684611S

(12) **United States Design Patent**
Umbrell

(10) **Patent No.:** **US D684,611 S**

(45) **Date of Patent:** **** *Jun. 18, 2013**

(54) **BUFFING PAD**

(75) Inventor: **Richard Umbrell**, Rancho Palos Verdes, CA (US)

(73) Assignee: **Buff and Shine Manufacturing, Inc.**, Rancho Dominguez, CA (US)

(*) Notice: This patent is subject to a terminal disclaimer.

(**) Term: **14 Years**

(21) Appl. No.: **29/365,152**

(22) Filed: **Jul. 2, 2010**

Related U.S. Application Data

(63) Continuation-in-part of application No. 12/497,538, filed on Jul. 2, 2009.

(51) **LOC (9) Cl.** **15-09**

(52) **U.S. Cl.**
USPC **D15/126**

(58) **Field of Classification Search**

USPC D8/61, 62, 63, 70, 71; D15/124, D15/126, 138, 139, 140; D32/25, 35; 15/230; 83/835; 451/6, 60, 287, 288, 359, 526, 527, 451/533, 541, 548, 446, 550

See application file for complete search history.

(56) **References Cited**

U.S. PATENT DOCUMENTS

5,054,246	A *	10/1991	Phaal et al.	451/540
5,470,273	A *	11/1995	Mertens	451/548
6,241,522	B1 *	6/2001	Schon et al.	433/166
6,428,405	B1 *	8/2002	Tsuchiya	451/526
D553,932	S *	10/2007	Boler, Jr.	D8/70
D581,236	S *	11/2008	Umbrell	D8/70

* cited by examiner

Primary Examiner — Patricia Palasik

(74) *Attorney, Agent, or Firm* — The Eclipse Group LLP

(57) **CLAIM**

The ornamental design for a buffing pad, as shown and described.

DESCRIPTION

FIG. 1 is a front perspective view of an example of a buffing pad according to the invention.

FIG. 2 is a bottom view of the buffing pad shown in FIG. 1.

FIG. 3 is a top view of the buffing pad shown in FIG. 1.

FIG. 4 is a bottom view of the buffing pad shown in FIG. 1.

FIG. 5 is a front side view of the buffing pad shown in FIG. 1.

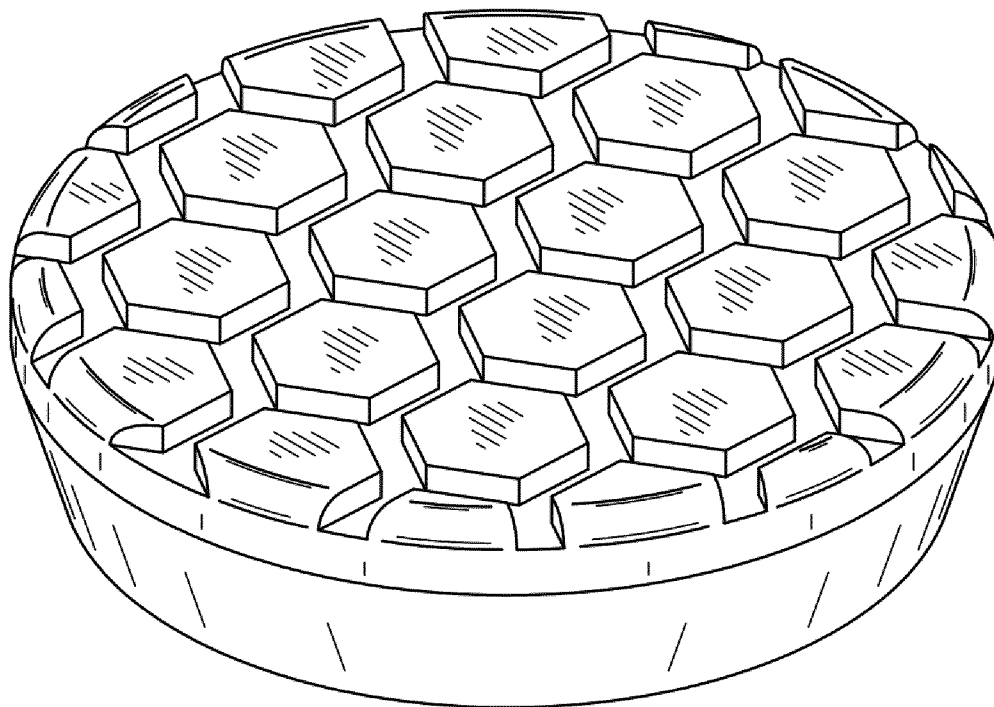
FIG. 6 is a back side view of the buffing pad shown in FIG. 1.

FIG. 7 is a left side view of the buffing pad shown in FIG. 1; and,

FIG. 8 is a right side view of the buffing pad shown in FIG. 1.

The broken line showing of the bottom portion of the buffing pad in FIGS. 2, 4, and 5-8 is for illustrative purposes only and forms no part of the claimed design.

1 Claim, 3 Drawing Sheets



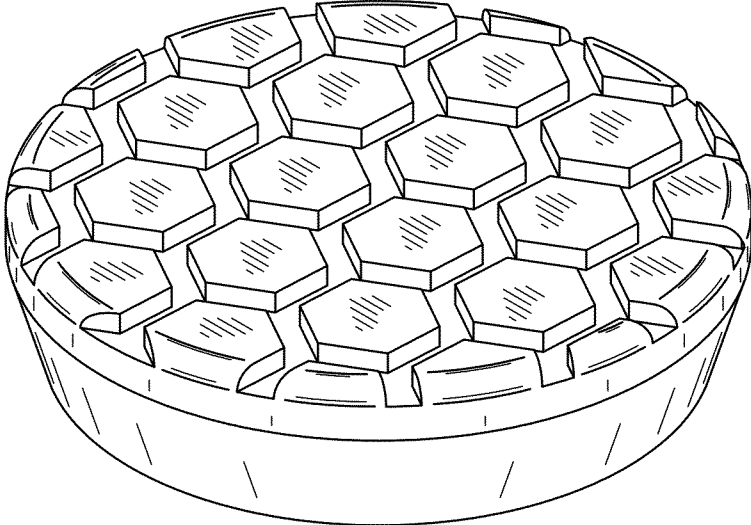


FIG. 1

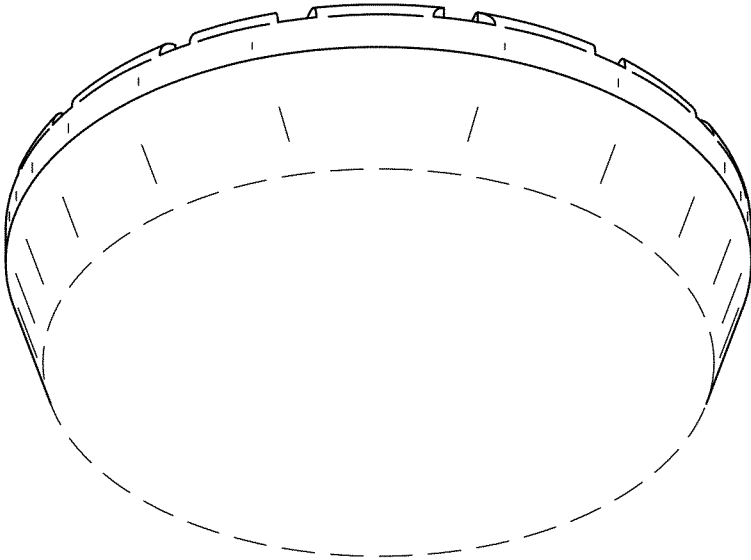


FIG. 2

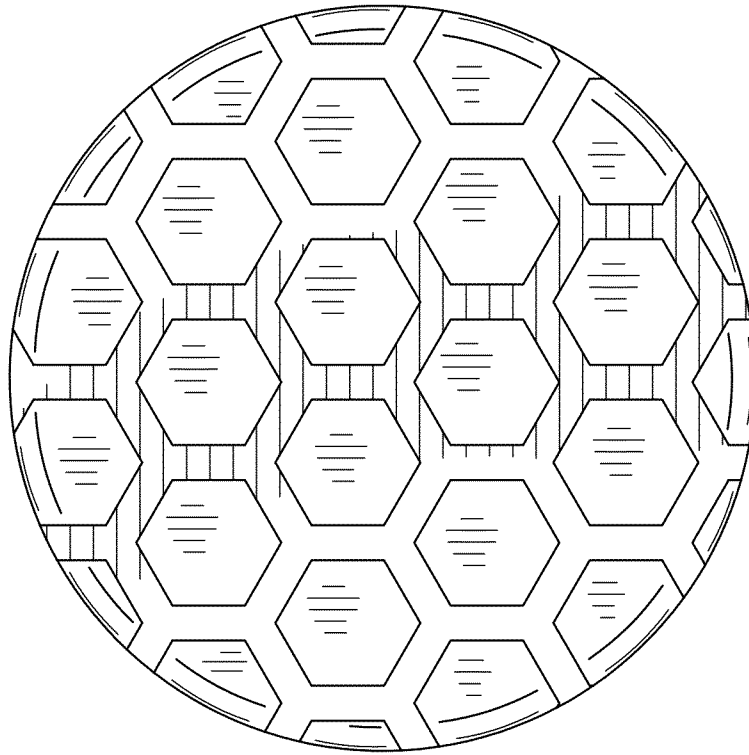


FIG. 3

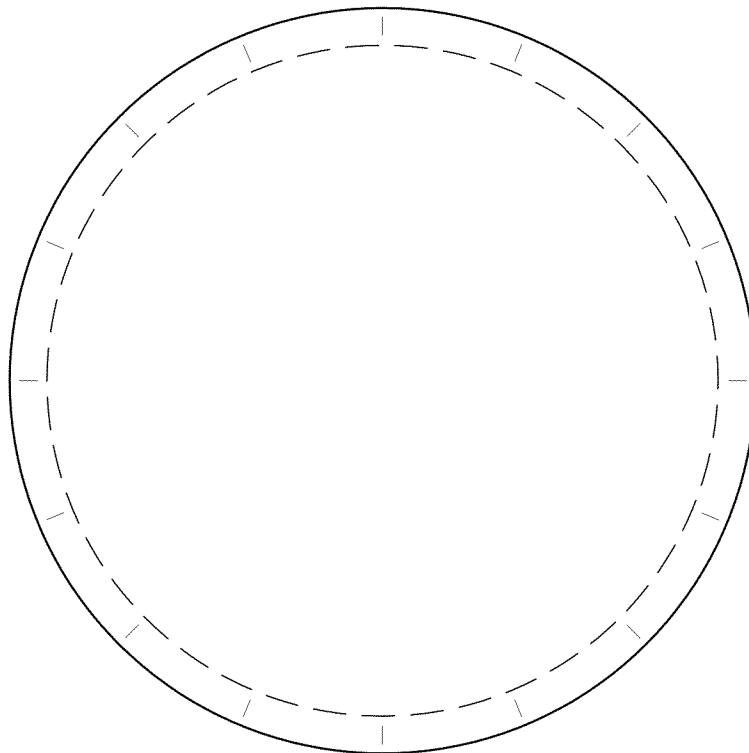


FIG. 4

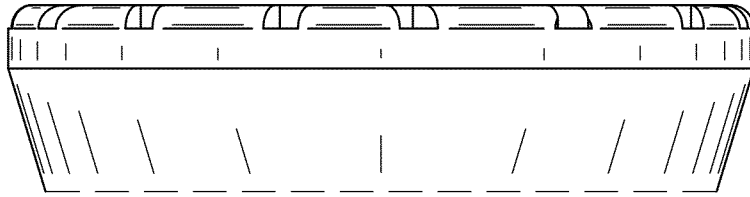


FIG. 5

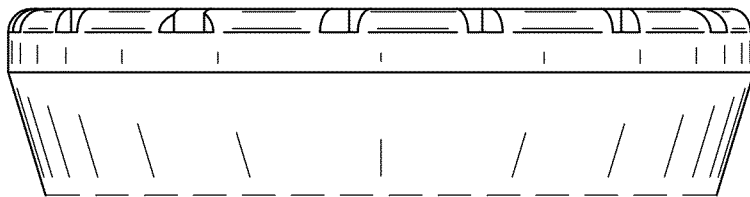


FIG. 6

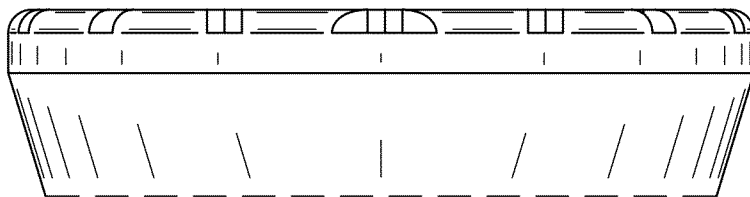


FIG. 7

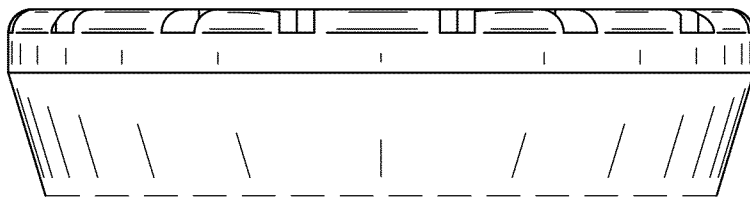


FIG. 8