

(12) INTERNATIONAL APPLICATION PUBLISHED UNDER THE PATENT COOPERATION TREATY (PCT)

(19) World Intellectual Property
Organization
International Bureau

(43) International Publication Date
09 May 2019 (09.05.2019)



(10) International Publication Number
WO 2019/089335 A1

(51) International Patent Classification:

C07D 487/04 (2006.01) A61K 31/395 (2006.01)
C07D 498/04 (2006.01) A61K 31/553 (2006.01)
C07D 498/14 (2006.01) A61P 9/00 (2006.01)

EE, ES, FI, FR, GB, GR, HR, HU, IE, IS, IT, LT, LU, LV, MC, MK, MT, NL, NO, PL, PT, RO, RS, SE, SI, SK, SM, TR), OAPI (BF, BJ, CF, CG, CI, CM, GA, GN, GQ, GW, KM, ML, MR, NE, SN, TD, TG).

(21) International Application Number:

PCT/US2018/057466

Declarations under Rule 4.17:

- as to applicant's entitlement to apply for and be granted a patent (Rule 4.17(ii))
- as to the applicant's entitlement to claim the priority of the earlier application (Rule 4.17(iii))

(22) International Filing Date:

25 October 2018 (25.10.2018)

(25) Filing Language:

English

(26) Publication Language:

English

Published:

- with international search report (Art. 21(3))

(30) Priority Data:

62/581,078 03 November 2017 (03.11.2017) US
62/662,516 25 April 2018 (25.04.2018) US

(71) Applicant: **AMGEN INC.** [US/US]; One Amgen Center Drive, Thousand Oaks, California 91320-1799 (US).

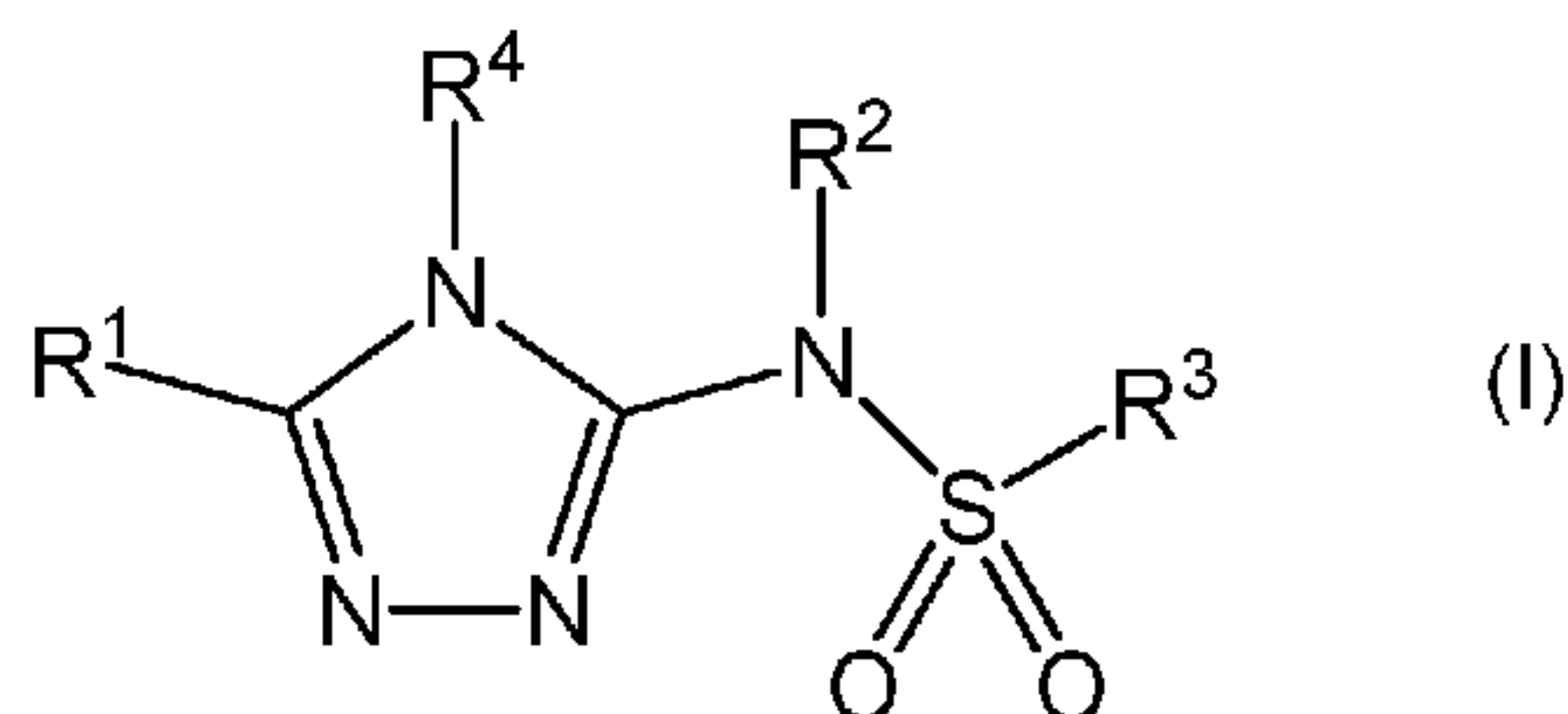
(72) Inventors: **DRANSFIELD, Paul John**; 86 Dickson Avenue, Arlington, Massachusetts 02474 (US). **HARVEY, James S.**; 33 Pond Avenue Apt. 409B, Brookline, Massachusetts 02445 (US). **MA, Zhihua**; 3 Allen Street, Lexington, Massachusetts 02421 (US). **SHARMA, Ankit**; 8 Highpoint Circle, Apt 612, Quincy, Massachusetts 02169 (US).

(74) Agent: **FRIEDRICHSEN, Bernard P.**; AMGEN INC., Patent Operations M/S 35-1-B, One Amgen Center Drive, Thousand Oaks, California 91320-1799 (US).

(81) Designated States (unless otherwise indicated, for every kind of national protection available): AE, AG, AL, AM, AO, AT, AU, AZ, BA, BB, BG, BH, BN, BR, BW, BY, BZ, CA, CH, CL, CN, CO, CR, CU, CZ, DE, DJ, DK, DM, DO, DZ, EC, EE, EG, ES, FI, GB, GD, GE, GH, GM, GT, HN, HR, HU, ID, IL, IN, IR, IS, JO, JP, KE, KG, KH, KN, KP, KR, KW, KZ, LA, LC, LK, LR, LS, LU, LY, MA, MD, ME, MG, MK, MN, MW, MX, MY, MZ, NA, NG, NI, NO, NZ, OM, PA, PE, PG, PH, PL, PT, QA, RO, RS, RU, RW, SA, SC, SD, SE, SG, SK, SL, SM, ST, SV, SY, TH, TJ, TM, TN, TR, TT, TZ, UA, UG, US, UZ, VC, VN, ZA, ZM, ZW.

(84) Designated States (unless otherwise indicated, for every kind of regional protection available): ARIPO (BW, GH, GM, KE, LR, LS, MW, MZ, NA, RW, SD, SL, ST, SZ, TZ, UG, ZM, ZW), Eurasian (AM, AZ, BY, KG, KZ, RU, TJ, TM), European (AL, AT, BE, BG, CH, CY, CZ, DE, DK,

(54) Title: FUSED TRIAZOLE AGONISTS OF THE APJ RECEPTOR



(57) Abstract: Compounds of Formula I, pharmaceutically acceptable salts thereof, tautomers thereof, pharmaceutically acceptable salts of the tautomers, or mixtures thereof are agonists of the APJ Receptor and may have use in treating cardiovascular and other conditions. Compounds of Formula (I) have the following structure: where the definitions of the variables are provided herein.



WO 2019/089335 A1

FUSED TRIAZOLE AGONISTS OF THE APJ RECEPTOR**CROSS REFERENCES TO RELATED APPLICATIONS**

[001] This application claims the benefit of U.S. Provisional Application No. 62/662,516, filed on April 25, 2018, and also claims the benefit of U.S. Provisional Application No. 62/581,078, filed on November 3, 2017, which are both hereby incorporated by reference in their entireties and for all purposes as if fully set forth herein.

FIELD OF THE INVENTION

[002] The present invention relates to compounds capable of acting as agonists of the APJ Receptor, and compositions that include compounds that are agonists of the APJ Receptor. The compounds and compositions may be used to activate the APJ Receptor and to treat various disease conditions. An example of one area where such compounds may be used is in the treatment of cardiovascular conditions. In particular, the compounds may be used to improve contractility and ejection fraction in subjects with chronic heart failure and may be used to treat patients with heart failure with reduced ejection fraction and patients with heart failure with preserved ejection fraction.

BACKGROUND OF THE INVENTION

[003] Apelin is the endogenous ligand for APJ (APLNR, angiotensin receptor like-1). The APJ receptor is a member of the rhodopsin-like G protein-coupled receptor (GPCR) family. The apelin/APJ system has been observed in many tissues such as heart, kidney, pancreas, lung and the central nervous system. This suggests diverse roles of the system in the physiology and pathology of mammals.

[004] Apelin peptides are processed from a 77 residue pre-pro form into smaller bioactive fragments, mainly a 36 residue form (Apelin 42-77- also referred to as Apelin-36) and a smaller 13 residue polypeptide (Apelin 65-77-also referred to as Apelin-13) Hosoya et al., J. Biol. Chem. 275:21061-21067, 2000. Apelin peptides were previously determined to be endogenous ligands for the orphan APJ receptor, a member of the seven transmembrane G-protein-coupled receptor superfamily. Tatemoto et al., Biochem. Biophys. Res. Commun. 251:471-476, 1998. One of the shorter more active isoforms identified, pyroglutamated apelin-13 ([PE65]Apelin-13 (65-77), has been reported to be the most potent and abundant form of apelin in cardiac tissue. Maguire et al., Hypertension 54:598-604, 2009. In vitro and preclinical models have suggested that the apelin/APJ system has a role in cardiovascular homeostasis as well as metabolism.

Barnes et al., Heart 96:1011-1016, 2010. Circulating apelin levels are transient and Apelin-13 has a brief plasma half-life of <5 min leading to short-lived cardiovascular effects.

[005] In vitro, exogenous apelin increases contractility at subnanomolar concentrations in atrial strips and whole rat hearts, and increases sarcomere shortening by up to 140% in isolated cardiomyocytes. Barnes et al., Heart 96:1011-1016, 2010. Apelin also has a potent inotropic effect in an ex vivo isolated heart assay. In vivo, acute apelin infusion restores ejection fraction, increases cardiac output and reduces left ventricular end-diastolic pressure in rats with chronic heart failure. Berry et al., Circulation 110:187-193, 2004. Exogenous apelin potently enhances myocardial contractility without inducing left ventricular hypertrophy concomitant with reduction in ventricular preload and afterload. Barnes et al., Heart 96:1011-1016, 2010.

[006] Studies from Kawamata et al and Hosoya et al have shown that that shorter peptide apelin-13 had approximately a 3.5-fold higher in vitro affinity to the APJ receptor than apelin-36. Kawamata et al., BBA 1538: 162-171, 2001, Hosoya et al., JBC 275: 21061-21067. Apelin-13 analogues were reported having a single substitution with either canonical or non-canonical amino acids. The authors also reported double and triple substitutions in apelin 66-77 and apelin 63-77, but not in apelin-13. The emphasis was on peptides reported to have higher in vitro affinity and potency than apelin-13. Nishizawa et al., in: T. Shioiri (ed.), Peptide Science 2000: Proceedings of the 37th Japanese Peptide Symposium, pp. 151-154. Several if not all of these modified peptides are reported in later studies. U.S. Pat. No. 7,635,751.

[007] In a 2003 study (Medhurst et al., J. Neurochemistry 84:1162-1172, 2003) in vitro activity of apelin-36, apelin-17 and apelin-13 was compared. It was concluded that all three peptides were approximately equipotent. C-terminal amidation resulted in about a 14-fold decrease in affinity. A more recent study (Hamada et al., J. Mol. Med. 22:547-552, 2008) reported cyclic analogues of apelin-13. When tested for in vitro activity all three analogues maintained function activity, although with reduced potency relative to apelin-13.

[008] A shortened 12 amino acid-apelin peptide having ligand activity on APJ was reported in a 2009 patent (U.S. Pat. No. 7,635,751). The peptide could have a substitution of one non-canonical amino acid. In another application, WO 2013/111110 A2 and U.S. Pat. No. 8,673,848, cyclic mimetics of apelin have also been reported.

[009] Another study reported synthesizing analogs of apelin-13 with amino acid substitutions with non-canonical amino acids at the C-terminal end of the molecule, but no pegylation at the N- or C-terminus or another site specific location. The use of internal PEG spacers (short PEG (n=4 or 6), however, was also reported in lower activity peptide analogs with deletions in the middle of the sequence that contained fewer amino acid residues than apelin-13. Murza et al. ChemMedChem 7:318-325, 2012.

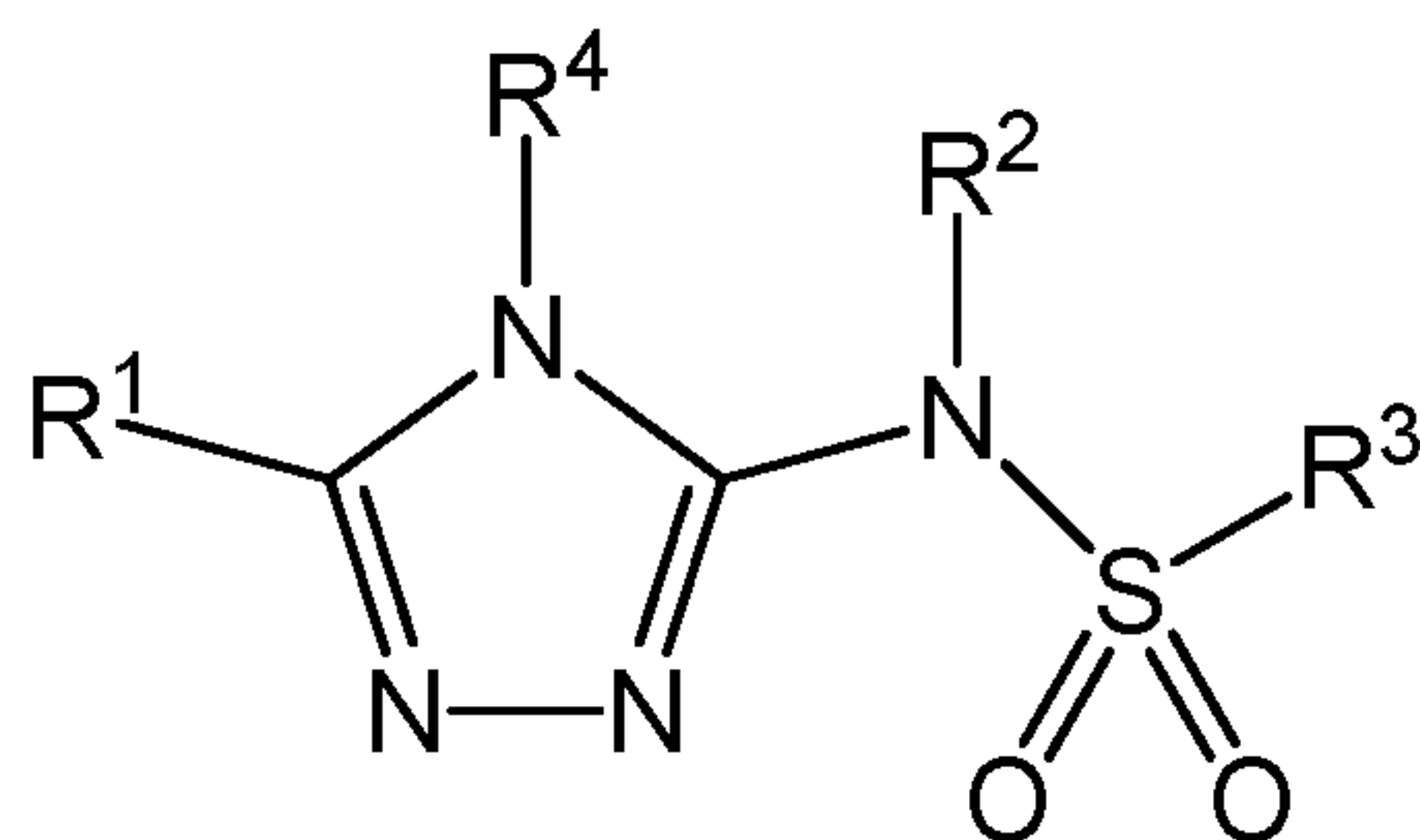
Additionally, PCT/US2013/075773 describes a group of modifications, including substitution of non-canonical amino acids and changes at the N- and C-terminal of the apelin molecule that can affect, inter alia, the potency of the molecule. The increased potency can be a result of increased half-life or decreased degradation relative to wild-type apelin.

[010] Despite the advancements that have been made with respect to peptides, a need exists for small molecule agonists of the APJ receptor. However, some progress has been made in this area. For example, WO 2014/044738 discloses various benzimidazole-carboxylic acid amide derivatives as modulators of the APJ Receptor. Other small molecule agonists of the APJ receptor are disclosed in U.S. Pat. Appl. Pub. No. US 2016/0340336 and WO 2016/187308. Still other small molecule agonists of the APJ receptor are disclosed in WO 2015/184011 and in WO 2015/188073.

[011] A need continues to exist for agonists of the APJ receptor that may be used to treat various cardiovascular and other conditions. The present application discloses such agonists of the APJ receptor s that may be suitable for use as therapeutic agents in treating a variety of conditions. These compounds may find particular benefit in treating cardiovascular conditions. For example, such compounds may be beneficial in treating conditions such as chronic systolic heart failure and chronic diastolic heart failure.

SUMMARY OF THE INVENTION

[012] In one aspect, the invention provides a compound of Formula I:



I

or a pharmaceutically acceptable salt thereof, a tautomer thereof, a pharmaceutically acceptable salt of the tautomer, or a mixture thereof,
wherein:

R¹ and R⁴ together with the C and N atoms of the triazole to which they are attached join to form a B ring, wherein the B ring is a 5 to 10 membered saturated or partially unsaturated ring that includes 0, 1, 2, or 3 heteroatoms independently selected from N, O, and S in addition to the N atom of the triazole that bears the R⁴ substituent, wherein the B ring is substituted with 0, 1, 2, or 3 R^B substituents; and further wherein the 5 to 10 membered B ring is fused to a C ring, wherein the C ring is selected from a phenyl ring, a 5 or 6 membered heteroaryl ring that includes 1, 2, or 3 heteroatoms independently selected from N, O, or S, a 5 to 7 membered heterocyclyl ring that includes 1, 2, or 3 heteroatoms independently selected from N, O, or S, or a C₄ to C₈ cycloalkyl ring, wherein the C ring is substituted with 0, 1, 2, or 3 R^C substituents;

R^B is independently selected from -F, -Cl, -Br, -I, -C₁-C₆ alkyl, -C₁-C₆ haloalkyl, -C₁-C₆ perhaloalkyl, -(C₁-C₆ alkyl)-OH, -(C₁-C₆ alkyl)-O-(C₁-C₆ alkyl), -(C₁-C₆ alkyl)-O-(C₁-C₆ haloalkyl), -(C₁-C₆ alkyl)-O-(C₁-C₆ perhaloalkyl), =CH₂, =O, -CN, -OH, -O-(C₁-C₆ alkyl), -O-(C₁-C₆ haloalkyl), -O-(C₁-C₆ perhaloalkyl), -C₂-C₆ alkenyl, -O-(C₁-C₆ alkyl)-OH, -O-(C₁-C₆ alkyl)-O-(C₁-C₆ alkyl), -O-(C₁-C₆ haloalkyl)-OH, -O-(C₁-C₆ haloalkyl)-O-(C₁-C₆ alkyl), -O-(C₁-C₆ perhaloalkyl)-OH, -O-(C₁-C₆ perhaloalkyl)-O-(C₁-C₆ alkyl), -NH₂, -NH(C₁-C₆ alkyl), -N(C₁-C₆ alkyl)₂, -C(=O)-(C₁-C₆ alkyl), -C(=O)OH, -C(=O)-O-(C₁-C₆ alkyl), -C(=O)NH₂, -C(=O)NH(C₁-C₆ alkyl), -C(=O)N(C₁-C₆ alkyl)₂, -NHS(=O)₂-(C₁-C₆ alkyl), -S(=O)₂-(C₁-C₆ alkyl), -(C₁-C₆ alkyl)-O-phenyl, phenyl, -(C₁-C₆ alkyl)-O-heteroaryl, or heteroaryl, wherein the phenyl groups of the -(C₁-C₆ alkyl)-O-phenyl and phenyl R^B groups may be unsubstituted or may be substituted with 1, 2, or 3 R^{B'} substituents, and further wherein the heteroaryl groups of the -(C₁-C₆ alkyl)-O-heteroaryl and heteroaryl R^B groups are monocyclic and include 5 or 6 ring members containing 1, 2, or 3 heteroatoms independently selected from N, O, or S, and further wherein the heteroaryl groups of the -(C₁-C₆ alkyl)-O-heteroaryl and heteroaryl R^B groups are unsubstituted or are substituted with 1, 2, or 3 R^{B'} substituents;

R^{B'} is independently selected from -F, -Cl, -Br, -I, -C₁-C₆ alkyl, -C₁-C₆ haloalkyl, -C₁-C₆ perhaloalkyl, -(C₁-C₆ alkyl)-O-(C₁-C₆ alkyl), -CN, -OH, -O-(C₁-C₆ alkyl), -O-(C₁-C₆ haloalkyl), -O-(C₁-C₆ perhaloalkyl), -C₂-C₆ alkenyl, -O-(C₁-C₆ alkyl)-OH, -O-(C₁-C₆ alkyl)-O-(C₁-C₆ alkyl), -O-(C₁-C₆ haloalkyl)-OH, -O-(C₁-C₆ haloalkyl)-O-(C₁-C₆ alkyl), -O-(C₁-C₆ perhaloalkyl)-OH, -O-(C₁-C₆ perhaloalkyl)-O-(C₁-C₆ alkyl), -NH₂, -NH(C₁-C₆

alkyl), -N(C₁-C₆ alkyl)₂, -C(=O)-(C₁-C₆ alkyl), -C(=O)OH, -C(=O)-O-(C₁-C₆ alkyl), -C(=O)NH₂, -C(=O)NH(C₁-C₆ alkyl), -C(=O)N(C₁-C₆ alkyl)₂, -NHS(=O)₂-(C₁-C₆ alkyl), or -S(=O)₂-(C₁-C₆ alkyl);

R^C is independently selected from -F, -Cl, -Br, -I, -C₁-C₆ alkyl, -C₁-C₆ haloalkyl, -C₁-C₆ perhaloalkyl, -(C₁-C₆ alkyl)-O-(C₁-C₆ alkyl), -CN, -OH, -O-(C₁-C₆ alkyl), -O-(C₁-C₆ haloalkyl), -O-(C₁-C₆ perhaloalkyl), -C₂-C₆ alkenyl, -O-(C₁-C₆ alkyl)-OH, -O-(C₁-C₆ alkyl)-O-(C₁-C₆ alkyl), -O-(C₁-C₆ haloalkyl)-OH, -O-(C₁-C₆ haloalkyl)-O-(C₁-C₆ alkyl), -O-(C₁-C₆ perhaloalkyl)-OH, -O-(C₁-C₆ perhaloalkyl)-O-(C₁-C₆ alkyl), -NH₂, -NH(C₁-C₆ alkyl), -N(C₁-C₆ alkyl)₂, -C(=O)-(C₁-C₆ alkyl), -C(=O)OH, -C(=O)-O-(C₁-C₆ alkyl), -C(=O)NH₂, -C(=O)NH(C₁-C₆ alkyl), -C(=O)N(C₁-C₆ alkyl)₂, -NHS(=O)₂-(C₁-C₆ alkyl), or -S(=O)₂-(C₁-C₆ alkyl);

R² is selected from -H, or C₁-C₄ alkyl;

R³ is selected from a group of formula -(CR^{3b}R^{3c})-Q, a group of formula -(CR^{3d}R^{3e})-(CR^{3f}R^{3g})-Q, or a group of formula -(heterocyclyl)-Q, wherein the heterocyclyl of the -(heterocyclyl)-Q group has 5 to 7 ring members of which 1, 2, or 3 are heteroatoms independently selected from N, O, or S and is unsubstituted or is substituted with 1, 2, or 3 R^{3h} substituents;

R^{3b} and R^{3c} are independently selected from -H, -F, -Cl, -CN, -C₁-C₆ alkyl, -C₁-C₆ haloalkyl, -C₁-C₆ perhaloalkyl, -OH, -O-(C₁-C₆ alkyl), -O-(C₁-C₆ haloalkyl), -O-(C₁-C₆ perhaloalkyl), -O-(C₁-C₆ alkyl)-OH, -O-(C₁-C₆ alkyl)-O-(C₁-C₆ alkyl), -NH₂, -NH(C₁-C₆ alkyl), or -N(C₁-C₆ alkyl)₂;

R^{3d} and R^{3e} are independently selected from -H, -F, -Cl, -CN, -C₁-C₆ alkyl, -C₁-C₆ haloalkyl, -C₁-C₆ perhaloalkyl, -OH, -(C₁-C₆ alkyl)-OH, -(C₁-C₆ alkyl)-O-(C₁-C₆ alkyl), -(C₁-C₆ alkyl)-O-(C₁-C₆ alkyl)-phenyl, -O-(C₁-C₆ alkyl), -O-(C₁-C₆ haloalkyl), -O-(C₁-C₆ perhaloalkyl), -O-(C₁-C₆ alkyl)-OH, -O-(C₁-C₆ alkyl)-O-(C₁-C₆ alkyl), -NH₂, -NH(C₁-C₆ alkyl), or -N(C₁-C₆ alkyl)₂;

R^{3f} and R^{3g} are independently selected from -H, -F, -Cl, -CN, -C₁-C₆ alkyl, -C₁-C₆ haloalkyl, -C₁-C₆ perhaloalkyl, -OH, -(C₁-C₆ alkyl)-OH, -(C₁-C₆ alkyl)-O-(C₁-C₆ alkyl), -O-(C₁-C₆ alkyl), -O-(C₁-C₆ haloalkyl), -O-(C₁-C₆ perhaloalkyl), -O-(C₂-C₆ alkenyl), -O-(C₁-C₆ alkyl)-OH, -O-(C₁-C₆ alkyl)-O-(C₁-C₆ alkyl), -NH₂, -NH(C₁-C₆ alkyl), or -N(C₁-C₆ alkyl)₂;

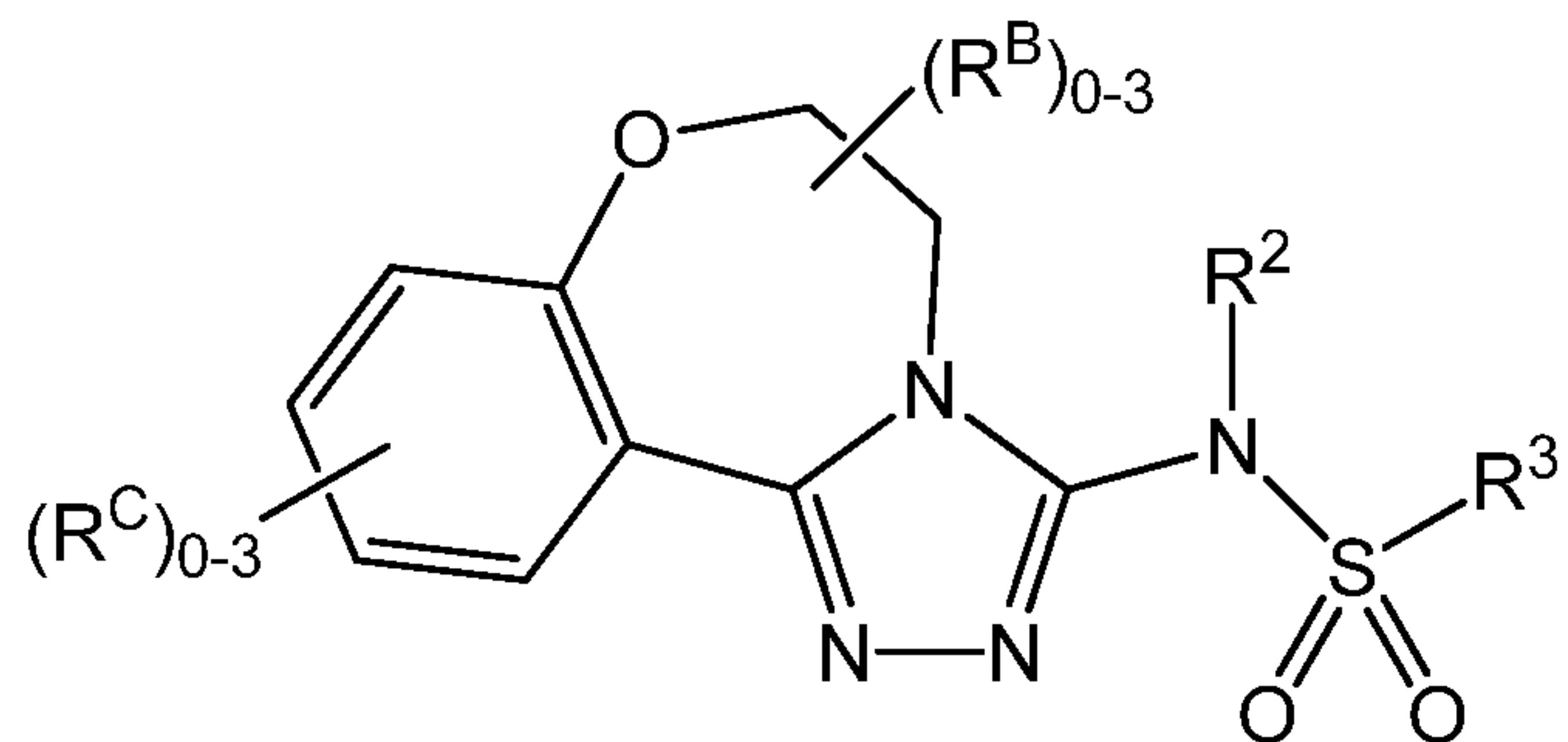
R^{3h} in each instance is independently selected from -F, -Cl, -CN, -C₁-C₆ alkyl, -C₁-C₆ haloalkyl, -C₁-C₆ perhaloalkyl, -OH, -O-(C₁-C₆ alkyl), -O-(C₁-C₆ haloalkyl), -O-(C₁-C₆ perhaloalkyl), -O-(C₁-C₆ alkyl)-OH, -O-(C₁-C₆ alkyl)-O-(C₁-C₆ alkyl), -NH₂, -

NH(C₁-C₆ alkyl), -N(C₁-C₆ alkyl)₂, -C(=O)-(C₁-C₆ alkyl), -C(=O)-(C₃-C₆ cycloalkyl), -C(=O)-O-(C₁-C₆ alkyl), oxo, or -C(=O)-(heterocyclyl), wherein the heterocyclyl group of the R^h -C(=O)-(heterocyclyl) has 5 or 6 ring members of which 1 or 2 are heteroatoms independently selected from N, or S or has 3 or 4 ring members of which 1 is a heteroatom selected from N, O, or S;

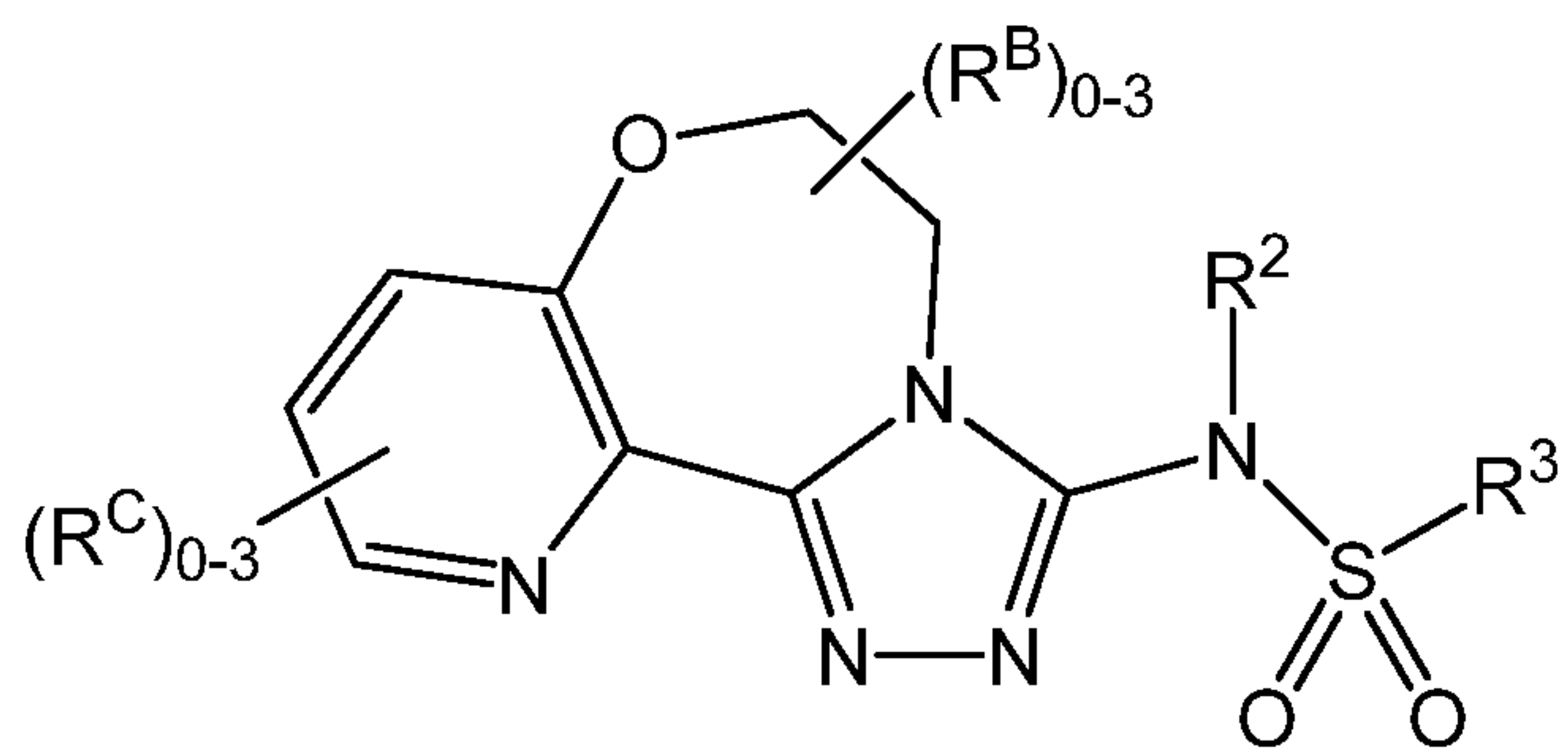
Q is a monocyclic or bicyclic C₆-C₁₀ aryl group, a monocyclic or bicyclic heteroaryl group with 5 to 10 ring members containing 1, 2, or 3 heteroatoms independently selected from N, O, or S, a C₃-C₈ cycloalkyl group, a 3 to 10 membered heterocyclyl group containing 1, 2, or 3 heteroatoms independently selected from N, O, or S, wherein the C₆-C₁₀ aryl, the heteroaryl, the cycloalkyl, and the heterocyclyl Q groups are unsubstituted or are substituted with 1, 2, 3, or 4 R^Q substituents; and further wherein the Q heterocyclyl group may additionally be substituted with 1 or 2 oxo substituents, and the Q heteroaryl group may include an N-oxide if the heteroaryl includes a N heteroatom; and

R^Q in each instance is independently selected from -F, -Cl, -Br, -I, -CN, -C₁-C₆ alkyl, -C₁-C₆ haloalkyl, -C₁-C₆ perhaloalkyl, -C₂-C₆ alkenyl, -C₂-C₆ alkynyl, -OH, -O-(C₁-C₆ alkyl), -O-(C₁-C₆ haloalkyl), -O-(C₁-C₆ perhaloalkyl), -NH₂, -NH(C₁-C₆ alkyl), -N(C₁-C₆ alkyl)₂, -NHC(=O)(C₁-C₆ alkyl), -C(=O)-(C₁-C₆ alkyl), -C(=O)OH, -C(=O)-O-(C₁-C₆ alkyl), -C(=O)NH₂, -C(=O)NH(C₁-C₆ alkyl), -C(=O)N(C₁-C₆ alkyl)₂, -S(=O)₂-(C₁-C₆ alkyl), -(C₁-C₆ alkyl)-OH, -(C₁-C₆ alkyl)-O-(C₁-C₆ alkyl), -(C₁-C₆ alkyl)-NH₂, -(C₁-C₆ alkyl)-NH-(C₁-C₆ alkyl), -(C₁-C₆ alkyl)-N-(C₁-C₆ alkyl)₂, phenyl, a heterocyclyl group, a -(C₁-C₆ alkyl)heterocyclyl group, or a heteroaryl group with 5 or 6 ring members and 1, 2, or 3, heteroatoms independently selected from N, O, or S, wherein the heterocyclyl groups of the R^Q heterocyclyl and -(C₁-C₆ alkyl)heterocyclyl groups have 3 to 6 ring members of which 1 or 2 are heteroatoms independently selected from N, O, or S, and further wherein the heterocyclyl and the heterocyclyl of the -(C₁-C₆ alkyl)heterocyclyl R^Q groups may be further substituted with one or two oxo substituents and a substituent selected from -F, -Cl, -Br, -I, -CN, -OH, -C₁-C₆ alkyl, or -C(=O)-(C₁-C₆ alkyl).

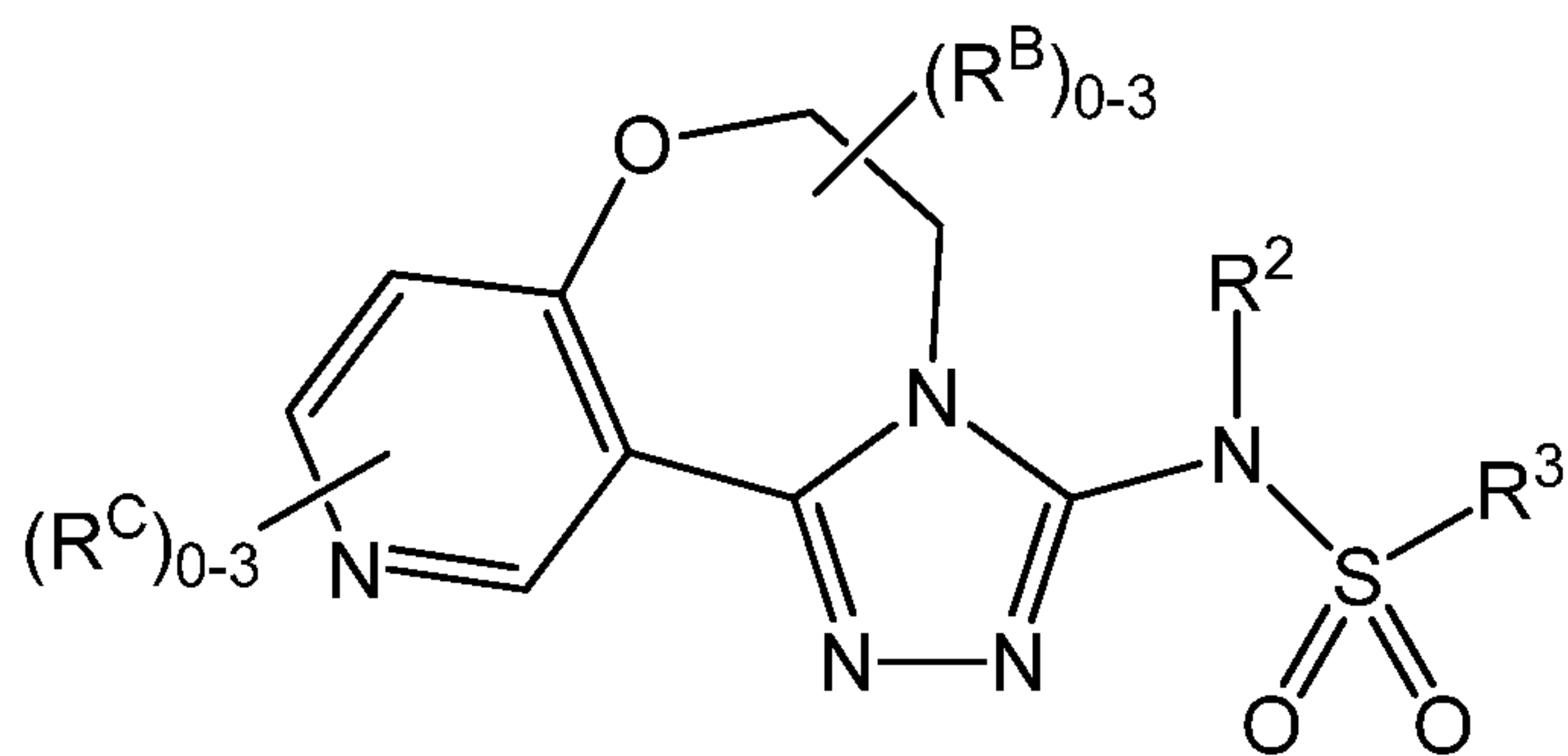
[013] In some embodiments, the compound of Formula I has the Formula IIA, IIB, IIC, IID, IIE, or IIF or is the pharmaceutically acceptable salt thereof, the tautomer thereof, the pharmaceutically acceptable salt of the tautomer, or the mixture thereof, wherein the compound of Formula IIA, IIB, IIC, IID, IIE, and IIF have the following structures:



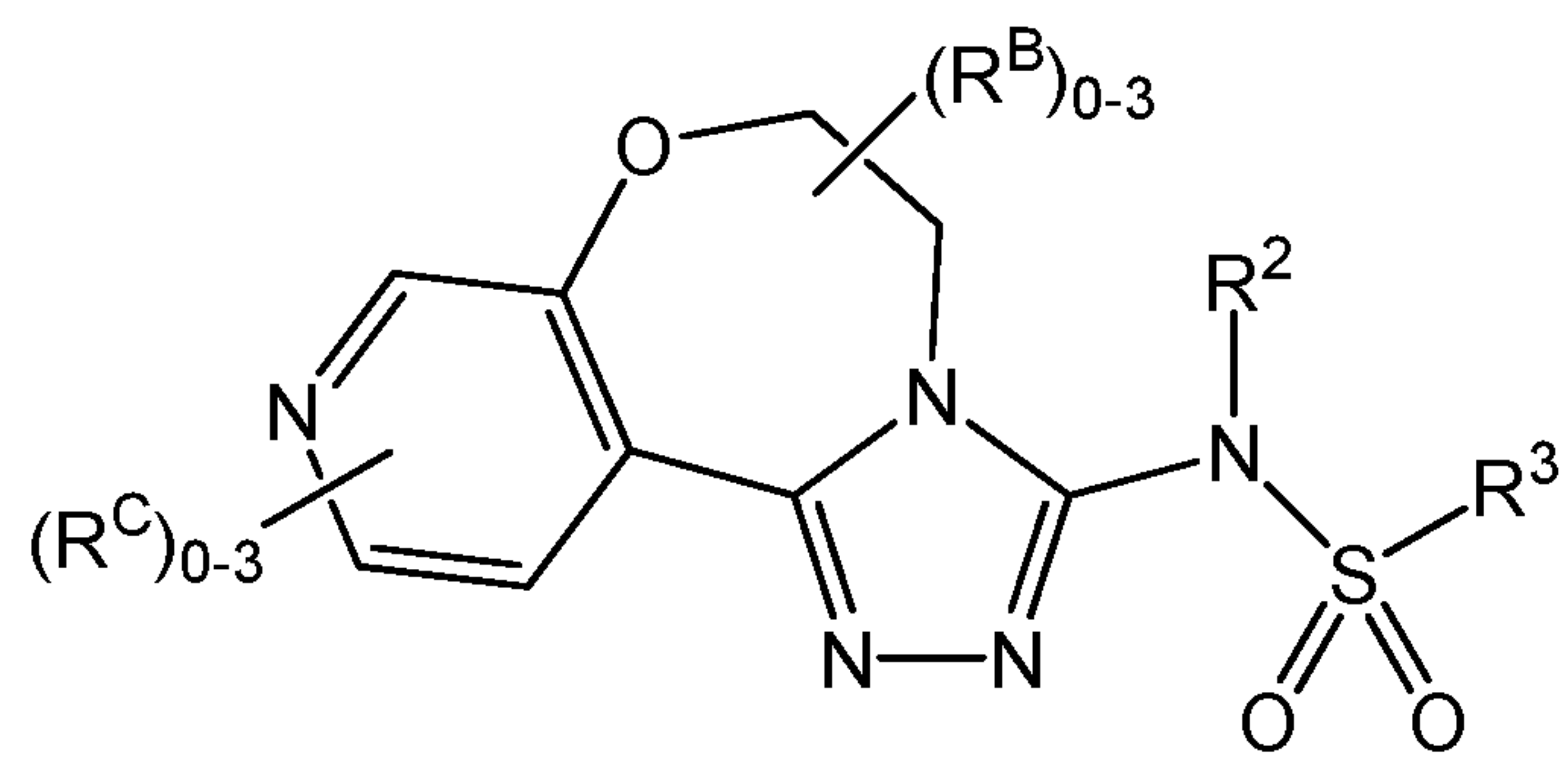
IIA



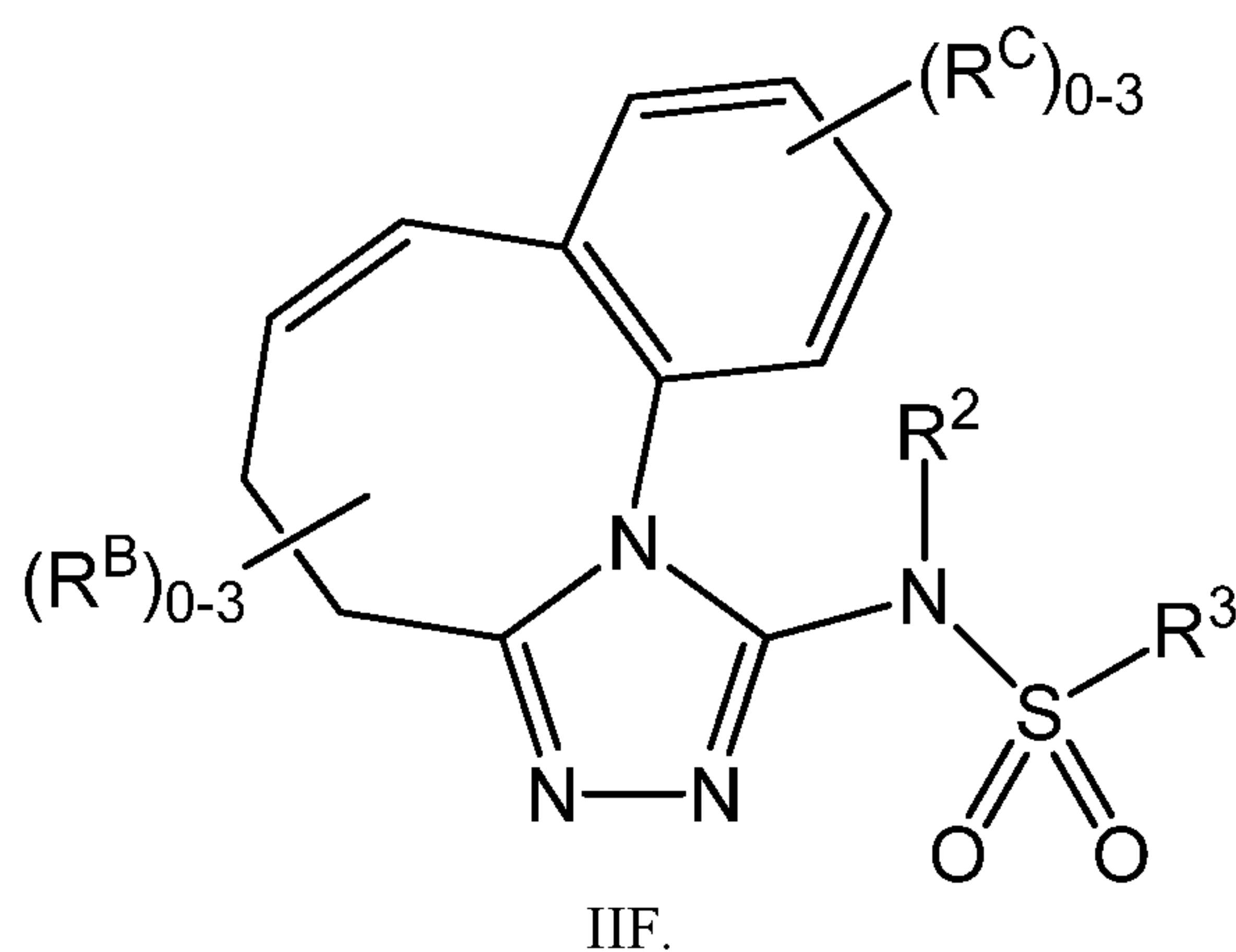
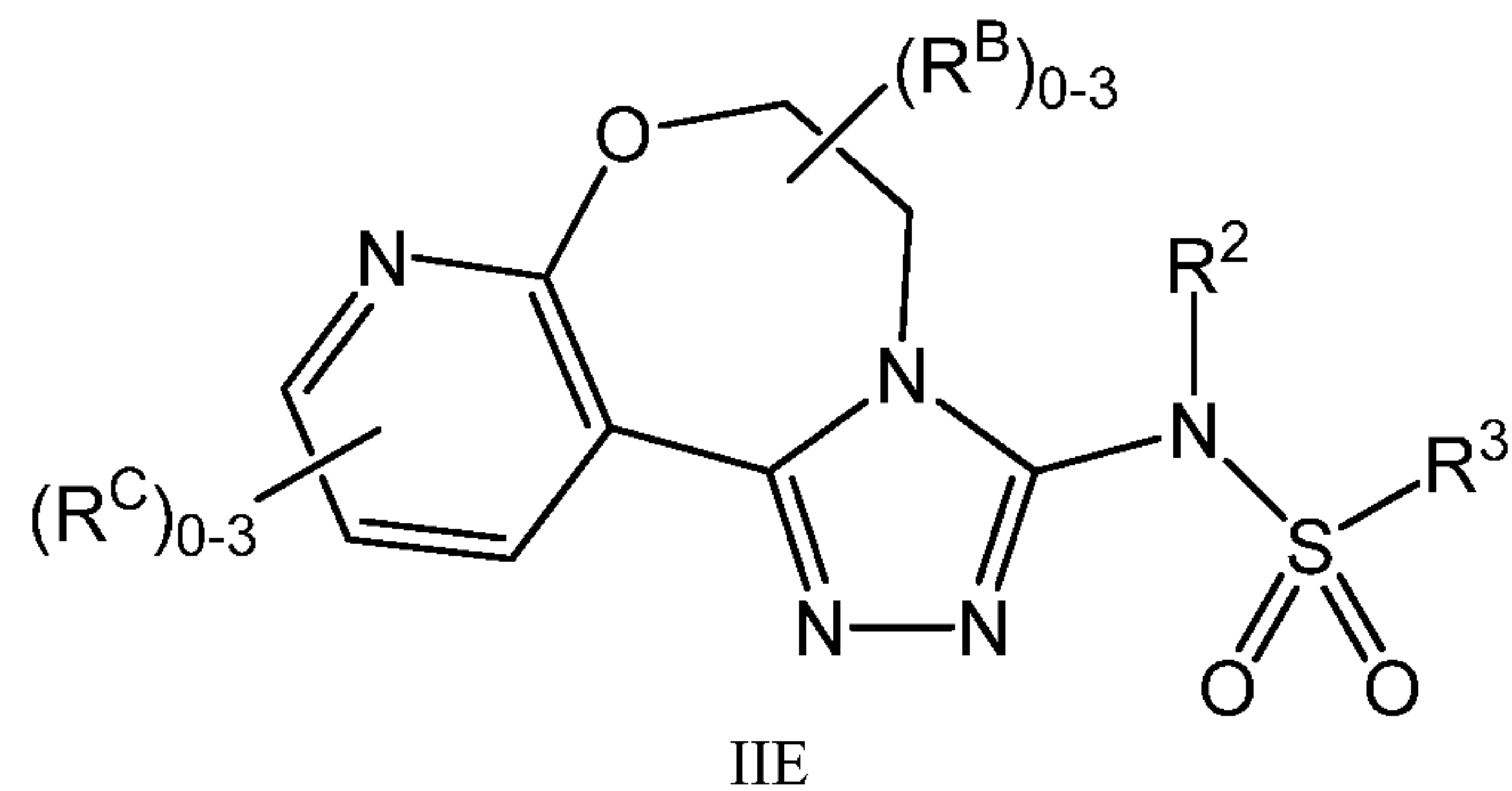
IIB



IIC



IID



[014] Numerous other embodiments of the compound of Formula I are set forth herein.

[015] Also provided are pharmaceutical compositions that include at least one pharmaceutically acceptable excipient, carrier or diluent and the compound or the pharmaceutically acceptable salt thereof, the tautomer thereof, the pharmaceutically acceptable salt of the tautomer, or the mixture thereof according to any one of the embodiments.

[016] In other embodiments, the invention provides a method of treating a cardiovascular condition. Such methods typically include administering to a subject an effective amount of the compound or the pharmaceutically acceptable salt thereof, the tautomer thereof, the pharmaceutically acceptable salt of the tautomer, or the mixture thereof according to any one of the embodiments or a pharmaceutical composition of any of the embodiments. In some such embodiments, the cardiovascular condition is heart failure. In some such embodiments, the cardiovascular condition is heart failure with reduced ejection fraction whereas in other embodiments it is heart failure with preserved ejection fraction. Thus, in some embodiments, the cardiovascular condition is chronic systolic heart failure or chronic diastolic heart failure. In other embodiments, the

cardiovascular condition is acute heart failure whereas in other embodiments, the cardiovascular condition is hypertension.

[017] In still other embodiments, the invention provides a method of improving cardiac contractility in a subject. Such methods typically include administering to the subject an effective amount of the compound or the pharmaceutically acceptable salt thereof, the tautomer thereof, the pharmaceutically acceptable salt of the tautomer, or the mixture thereof according to any one of the embodiments or a pharmaceutical composition of any of the embodiments.

[018] In still other embodiments, the invention provides a method of increasing ejection fraction in a subject suffering from a cardiovascular condition. Such methods typically include administering to the subject an effective amount of the compound or the pharmaceutically acceptable salt thereof, the tautomer thereof, the pharmaceutically acceptable salt of the tautomer, or the mixture thereof according to any one of the embodiments or a pharmaceutical composition of any of the embodiments. In such embodiments, the ejection fraction is increased in the subject after administration.

[019] In still other embodiments, the invention provides a method of treating a condition in a subject where it is desired to activate the APJ Receptor. Such methods typically include administering to the subject an effective amount of the compound or the pharmaceutically acceptable salt thereof, the tautomer thereof, the pharmaceutically acceptable salt of the tautomer, or the mixture thereof according to any one of the embodiments or a pharmaceutical composition of any of the embodiments. In some such embodiments, the condition is obesity or diabetes whereas in other such embodiments, the condition is diabetic nephropathy or chronic kidney disease.

[020] In other embodiments, the invention provides the compound or the pharmaceutically acceptable salt thereof, the tautomer thereof, the pharmaceutically acceptable salt of the tautomer, or the mixture thereof according to any one of the embodiments or a pharmaceutical composition of any of the embodiments for use in treating a cardiovascular condition. In some such embodiments, the cardiovascular condition is heart failure. In some such embodiments, the cardiovascular condition is heart failure with reduced ejection fraction whereas in other embodiments it is heart failure with preserved ejection fraction. Thus, in some embodiments, the cardiovascular condition is chronic systolic heart failure or chronic diastolic heart failure. In other embodiments, the cardiovascular condition is acute heart failure whereas in other embodiments, the cardiovascular condition is hypertension.

[021] In still other embodiments, the invention provides the compound or the pharmaceutically acceptable salt thereof, the tautomer thereof, the pharmaceutically acceptable salt of the tautomer, or the mixture thereof according to any one of the embodiments or a pharmaceutical composition of any of the embodiments for improving the cardiac contractility in a subject suffering from a cardiovascular condition.

[022] In still other embodiments, the invention provides the compound or the pharmaceutically acceptable salt thereof, the tautomer thereof, the pharmaceutically acceptable salt of the tautomer, or the mixture thereof according to any one of the embodiments or a pharmaceutical composition of any of the embodiments for improving the ejection fraction in a subject suffering from a cardiovascular condition.

[023] In still other embodiments, the invention provides the compound or the pharmaceutically acceptable salt thereof, the tautomer thereof, the pharmaceutically acceptable salt of the tautomer, or the mixture thereof according to any one of the embodiments or a pharmaceutical composition of any of the embodiments for treating a condition in a subject where it is desired to activate the APJ Receptor. In some such embodiments, the condition is obesity or diabetes whereas in other such embodiments, the condition is diabetic nephropathy or chronic kidney disease.

[024] Other objects, features and advantages of the invention will become apparent to those skilled in the art from the following description and claims.

BRIEF DESCRIPTION OF THE DRAWINGS

[025] FIG. 1 is a graph plotting different concentrations of angiotensin (AngII) with fixed concentration of pyr apelin-13 added to the human APJ-AT1R (angiotensin Type 1) double stable CHO cell line. The function of the inositol phosphate accumulation (IP1) was measured by Time-resolved fluorescence resonance energy (TR-FRET) at 620 nm and 665 nm respectively. Addition of pyr apelin-13 induces the positive cooperativity on the AT1R upon activation by APJ receptor.

[026] FIG. 2 is a graph plotting different concentrations of angiotensin (AngII) with fixed concentration of pyr apelin-13 added to the human APJ receptor expressed in the CHO cell line. The function of the inositol phosphate accumulation (IP1) was measured by Time-resolved fluorescence resonance energy (TR-FRET) at 620 nm and 665 nm respectively. There was no positive cooperativity observed upon treatment with pyr apelin-13 when the human APJ receptor is expressed alone.

[027] FIG. 3 is a graph plotting different concentrations of angiotensin (AngII) with fixed concentration of pyr apelin-13 added to the human AT1R receptor expressed in the CHO cell line. The function of the inositol phosphate accumulation (IP1) was measured by Time-resolved fluorescence resonance energy (TR-FRET) at 620 nm and 665 nm respectively. There was no positive cooperativity observed when the human AT1R receptor is expressed alone by pyr apelin-13 in the absence of APJ expression.

DETAILED DESCRIPTION OF THE INVENTION

[028] Unless otherwise indicated, all numbers expressing quantities of ingredients, reaction conditions, and so forth used in the specification and claims are to be understood as being modified in all instances by the term “about.” Accordingly, unless indicated to the contrary, the numerical parameters set forth in the following specification and attached claims are approximations that may vary depending upon the standard deviation found in their respective testing measurements.

[029] As used herein, if any variable occurs more than one time in a chemical formula, its definition on each occurrence is independent of its definition at every other occurrence. If the chemical structure and chemical name conflict, the chemical structure is determinative of the identity of the compound. The compounds of the present disclosure may contain one or more chiral centers and/or double bonds and therefore, may exist as stereoisomers, such as double-bond isomers (i.e., geometric isomers), enantiomers or diastereomers. Accordingly, any chemical structures within the scope of the specification depicted, in whole or in part, with a relative configuration encompass all possible enantiomers and stereoisomers of the illustrated compounds including the stereoisomerically pure form (e.g., geometrically pure, enantiomerically pure or diastereomerically pure) and enantiomeric and stereoisomeric mixtures. Enantiomeric and stereoisomeric mixtures can be resolved into the component enantiomers or stereoisomers using separation techniques or chiral synthesis techniques well known to the skilled artisan.

[030] The term “comprising” is meant to be open ended, i.e., all encompassing and non-limiting. It may be used herein synonymously with “having” or “including”. Comprising is intended to include each and every indicated or recited component or element(s) while not excluding any other components or elements. For example, if a composition is said to comprise A and B. This means that the composition has A and B in it, but may also include C or even C, D, E, and other additional components.

[031] Certain compounds of the invention may possess asymmetric carbon atoms (optical centers) or double bonds; the racemates, enantiomers, diastereomers, geometric isomers and individual isomers are all intended to be encompassed within the scope of the invention. Furthermore, atropisomers and mixtures thereof such as those resulting from restricted rotation about two aromatic or heteroaromatic rings bonded to one another are intended to be encompassed within the scope of the invention. In some instances, the barrier of rotation is high enough that the different atropisomers may be separated and isolated. When a compound is shown without referring to the different atropisomers, it is meant to include both.

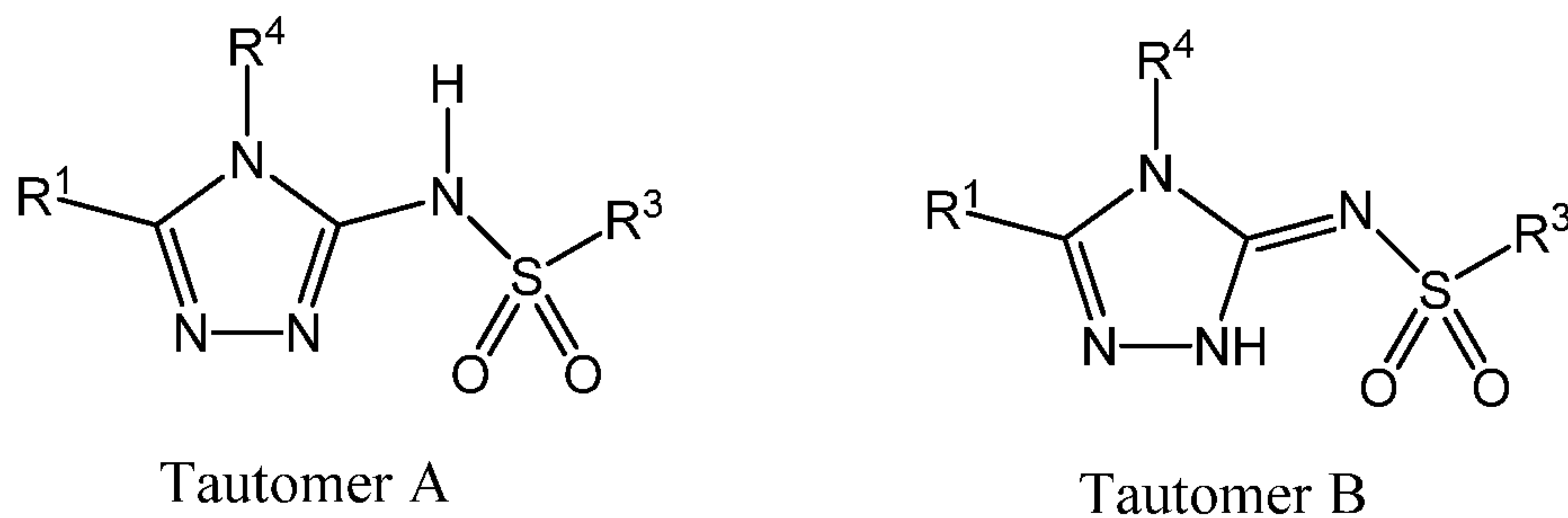
[032] As used herein and unless otherwise indicated, the term “stereoisomer” or “stereomerically pure” means one stereoisomer of a compound that is substantially free of other stereoisomers of that compound. For example, a stereomerically pure compound having one chiral center will be substantially free of the mirror image enantiomer of the compound. A stereomerically pure compound having two chiral centers will be substantially free of other diastereomers of the compound. A typical stereomerically pure compound comprises greater than about 80% by weight of one stereoisomer of the compound and less than about 20% by weight of other stereoisomers of the compound, more preferably greater than about 90% by weight of one stereoisomer of the compound and less than about 10% by weight of the other stereoisomers of the compound, even more preferably greater than about 95% by weight of one stereoisomer of the compound and less than about 5% by weight of the other stereoisomers of the compound, and most preferably greater than about 97% by weight of one stereoisomer of the compound and less than about 3% by weight of the other stereoisomers of the compound. If the stereochemistry of a structure or a portion of a structure is not indicated with, for example, bold or dashed lines, the structure or portion of the structure is to be interpreted as encompassing all stereoisomers of it. A bond drawn with a wavy line indicates that both stereoisomers are encompassed. This is not to be confused with a wavy line drawn perpendicular to a bond which indicates the point of attachment of a group to the rest of the molecule.

[033] As described above, this invention encompasses the use of stereomerically pure forms of such compounds, as well as the use of mixtures of those forms. For example, mixtures comprising equal or unequal amounts of the enantiomers of a particular compound of the invention may be used in methods and compositions of the invention. These isomers may be asymmetrically synthesized or resolved using

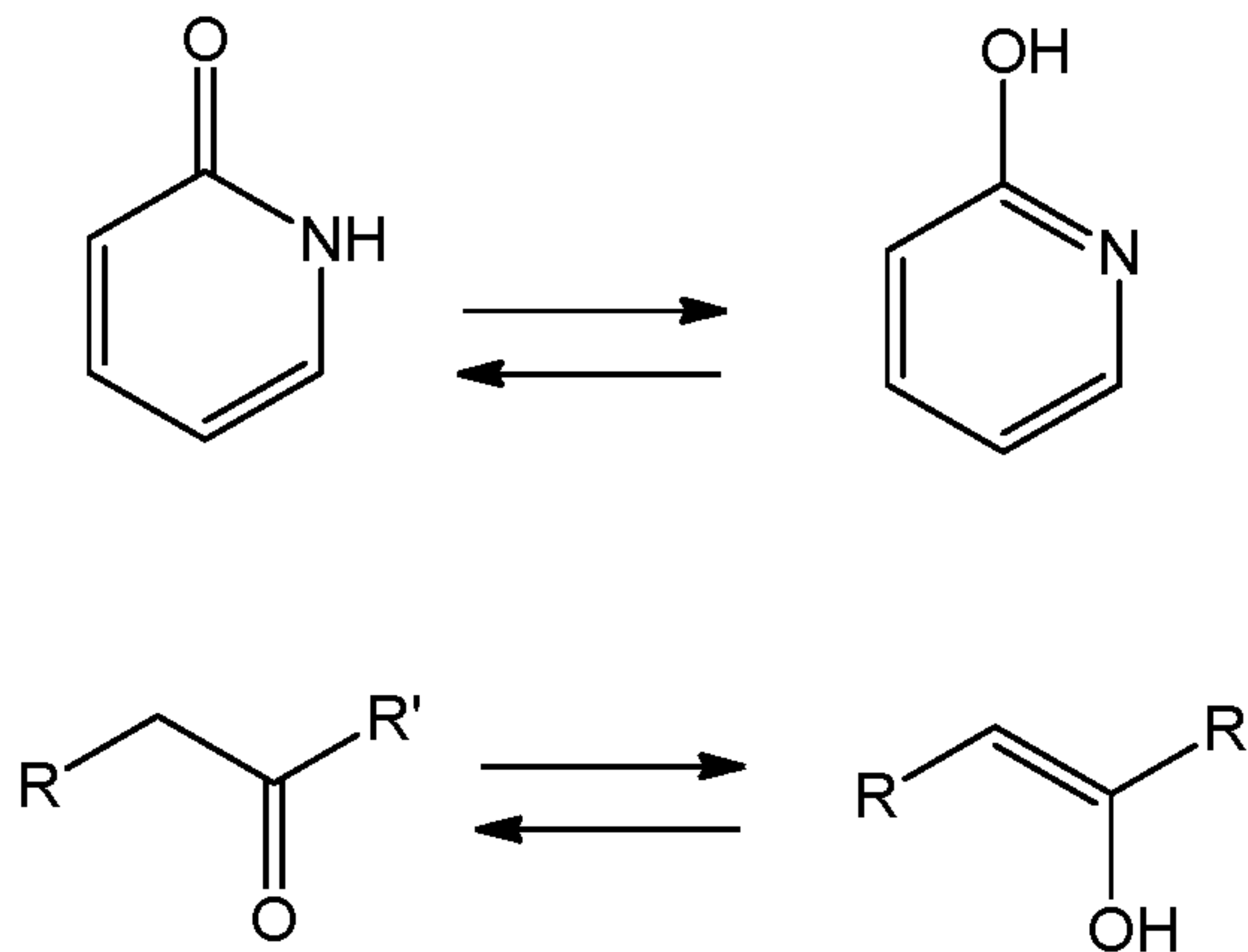
standard techniques such as chiral columns or chiral resolving agents. See, e.g., Jacques, J., et al., *Enantiomers, Racemates and Resolutions* (Wiley-Interscience, New York, 1981); Wilen, S. H., et al. (1997) *Tetrahedron* 33:2725; Eliel, E. L., *Stereochemistry of Carbon Compounds* (McGraw-Hill, NY, 1962); and Wilen, S. H., *Tables of Resolving Agents and Optical Resolutions* p. 268 (E.L. Eliel, Ed., Univ. of Notre Dame Press, Notre Dame, IN, 1972).

[034] As known by those skilled in the art, certain compounds of the invention may exist in one or more tautomeric forms. Because one chemical structure may only be used to represent one tautomeric form, it will be understood that for convenience, referral to a compound of a given structural formula includes tautomers of the structure represented by the structural formula.

[035] As noted above, compounds of the invention may exist in multiple tautomeric forms. This is particularly true in compounds of Formula I where R² is H. These forms are illustrated below as Tautomer A and Tautomer B:



[036] Compounds of the invention are depicted structurally and named as compounds in the “Tautomer A” form. However, it is specifically contemplated and known that the compounds may exist in “Tautomer B” form and thus compounds in “Tautomer B” form are expressly considered to be part of the invention. For this reason, the claims refer to compounds of Formula I. Depending on the compound, some compounds may exist primarily in one form more than another. Also, depending on the compound and the energy required to convert one tautomer to the other, some compounds may exist as mixtures at room temperature whereas others may be isolated in one tautomeric form or the other. Examples of other tautomers associated with compounds of the invention are those with a pyridone group (a pyridinyl) for which hydroxypyridine is a tautomer and compounds with a ketone group with the enol tautomer. Examples of these are shown below.



[037] Compounds of the present disclosure include, but are not limited to, compounds of Formula I and all pharmaceutically acceptable forms thereof. Pharmaceutically acceptable forms of the compounds recited herein include pharmaceutically acceptable salts, solvates, crystal forms (including polymorphs and clathrates), chelates, non-covalent complexes, prodrugs, and mixtures thereof. In certain embodiments, the compounds described herein are in the form of pharmaceutically acceptable salts. As used herein, the term “compound” encompasses not only the compound itself, but also a pharmaceutically acceptable salt thereof, a solvate thereof, a chelate thereof, a non-covalent complex thereof, a prodrug thereof, and mixtures of any of the foregoing. In some embodiments, the term “compound” encompasses the compound itself, pharmaceutically acceptable salts thereof, tautomers of the compound, pharmaceutically acceptable salts of the tautomers, and ester prodrugs such as (C₁-C₄)alkyl esters. In other embodiments, the term “compound” encompasses the compound itself, pharmaceutically acceptable salts thereof, tautomers of the compound, pharmaceutically acceptable salts of the tautomers.

[038] The term “solvate” refers to the compound formed by the interaction of a solvent and a compound. Suitable solvates are pharmaceutically acceptable solvates, such as hydrates, including monohydrates and hemi-hydrates.

[039] The compounds of the invention may also contain naturally occurring or unnatural proportions of atomic isotopes at one or more of the atoms that constitute such compounds. For example, the compounds may be radiolabeled with radioactive isotopes, such as for example tritium (³H), iodine-125 (¹²⁵I) or carbon-14 (¹⁴C). Radiolabeled compounds are useful as therapeutic or prophylactic agents, research reagents, e.g., assay reagents, and diagnostic agents, e.g., in vivo imaging agents. All isotopic variations of the compounds of the invention, whether radioactive or not, are intended to be

encompassed within the scope of the invention. For example, if a variable is said or shown to be H, this means that variable may also be deuterium (D) or tritium (T).

[040] “Alkyl” refers to a saturated branched or straight-chain monovalent hydrocarbon group derived by the removal of one hydrogen atom from a single carbon atom of a parent alkane. Typical alkyl groups include, but are not limited to, methyl, ethyl, propyls such as propan-1-yl and propan-2-yl, butyls such as butan-1-yl, butan-2-yl, 2-methyl-propan-1-yl, 2-methyl-propan-2-yl, tert-butyl, and the like. In certain embodiments, an alkyl group comprises 1 to 20 carbon atoms. In some embodiments, alkyl groups include 1 to 10 carbon atoms or 1 to 6 carbon atoms whereas in other embodiments, alkyl groups include 1 to 4 carbon atoms. In still other embodiments, an alkyl group includes 1 or 2 carbon atoms. Branched chain alkyl groups include at least 3 carbon atoms and typically include 3 to 7, or in some embodiments, 3 to 6 carbon atoms. An alkyl group having 1 to 6 carbon atoms may be referred to as a (C₁-C₆)alkyl group and an alkyl group having 1 to 4 carbon atoms may be referred to as a (C₁-C₄)alkyl. This nomenclature may also be used for alkyl groups with differing numbers of carbon atoms. The term “alkyl” may also be used when an alkyl group is a substituent that is further substituted in which case a bond between a second hydrogen atom and a C atom of the alkyl substituent is replaced with a bond to another atom such as, but not limited to, a halogen, or an O, N, or S atom. For example, a group -O-(C₁-C₆ alkyl)-OH will be recognized as a group where an -O atom is bonded to a C₁-C₆ alkyl group and one of the H atoms bonded to a C atom of the C₁-C₆ alkyl group is replaced with a bond to the O atom of an -OH group. As another example, a group -O-(C₁-C₆ alkyl)-O-(C₁-C₆ alkyl) will be recognized as a group where an -O atom is bonded to a first C₁-C₆ alkyl group and one of the H atoms bonded to a C atom of the first C₁-C₆ alkyl group is replaced with a bond to a second O atom that is bonded to a second C₁-C₆ alkyl group.

[041] “Alkenyl” refers to an unsaturated branched or straight-chain hydrocarbon group having at least one carbon-carbon double bond derived by the removal of one hydrogen atom from a single carbon atom of a parent alkene. The group may be in either the Z- or E- form (*cis* or *trans*) about the double bond(s). Typical alkenyl groups include, but are not limited to, ethenyl; propenyls such as prop-1-en-1-yl, prop-1-en-2-yl, prop-2-en-1-yl (allyl), and prop-2-en-2-yl; butenyls such as but-1-en-1-yl, but-1-en-2-yl, 2-methyl-prop-1-en-1-yl, but-2-en-1-yl, but-2-en-1-yl, but-2-en-2-yl, buta-1,3-dien-1-yl, and buta-1,3-dien-2-yl; and the like. In certain embodiments, an alkenyl group has 2 to

20 carbon atoms and in other embodiments, has 2 to 6 carbon atoms. An alkenyl group having 2 to 6 carbon atoms may be referred to as a (C₂-C₆)alkenyl group.

[042] “Alkynyl” refers to an unsaturated branched or straight-chain hydrocarbon having at least one carbon-carbon triple bond derived by the removal of one hydrogen atom from a single carbon atom of a parent alkyne. Typical alkynyl groups include, but are not limited to, ethynyl; propynyl; butynyl, 2-pentynyl, 3-pentynyl, 2-hexynyl, 3-hexynyl and the like. In certain embodiments, an alkynyl group has 2 to 20 carbon atoms and in other embodiments, has 2 to 6 carbon atoms. An alkynyl group having 2 to 6 carbon atoms may be referred to as a -(C₂-C₆)alkynyl group.

[043] “Alkoxy” refers to a radical -OR where R represents an alkyl group as defined herein. Representative examples include, but are not limited to, methoxy, ethoxy, propoxy, butoxy, and the like. Typical alkoxy groups include 1 to 10 carbon atoms, 1 to 6 carbon atoms or 1 to 4 carbon atoms in the R group. Alkoxy groups that include 1 to 6 carbon atoms may be designated as -O-(C₁-C₆) alkyl or as -O-(C₁-C₆ alkyl) groups. In some embodiments, an alkoxy group may include 1 to 4 carbon atoms and may be designated as -O-(C₁-C₄) alkyl or as -O-(C₁-C₄ alkyl) groups.

[044] “Aryl” refers to a monovalent aromatic hydrocarbon group derived by the removal of one hydrogen atom from a single carbon atom of a parent aromatic ring system. Aryl encompasses monocyclic carbocyclic aromatic rings, for example, benzene. Aryl also encompasses bicyclic carbocyclic aromatic ring systems where each of the rings is aromatic, for example, naphthalene. Aryl groups may thus include fused ring systems where each ring is a carbocyclic aromatic ring. In certain embodiments, an aryl group includes 6 to 10 carbon atoms. Such groups may be referred to as C₆-C₁₀ aryl groups. Aryl, however, does not encompass or overlap in any way with heteroaryl as separately defined below. Hence, if one or more carbocyclic aromatic rings is fused with an aromatic ring that includes at least one heteroatom, the resulting ring system is a heteroaryl group, not an aryl group, as defined herein.

[045] “Carbonyl” refers to the radical -C(O) which may also be referred to as -C(=O) group.

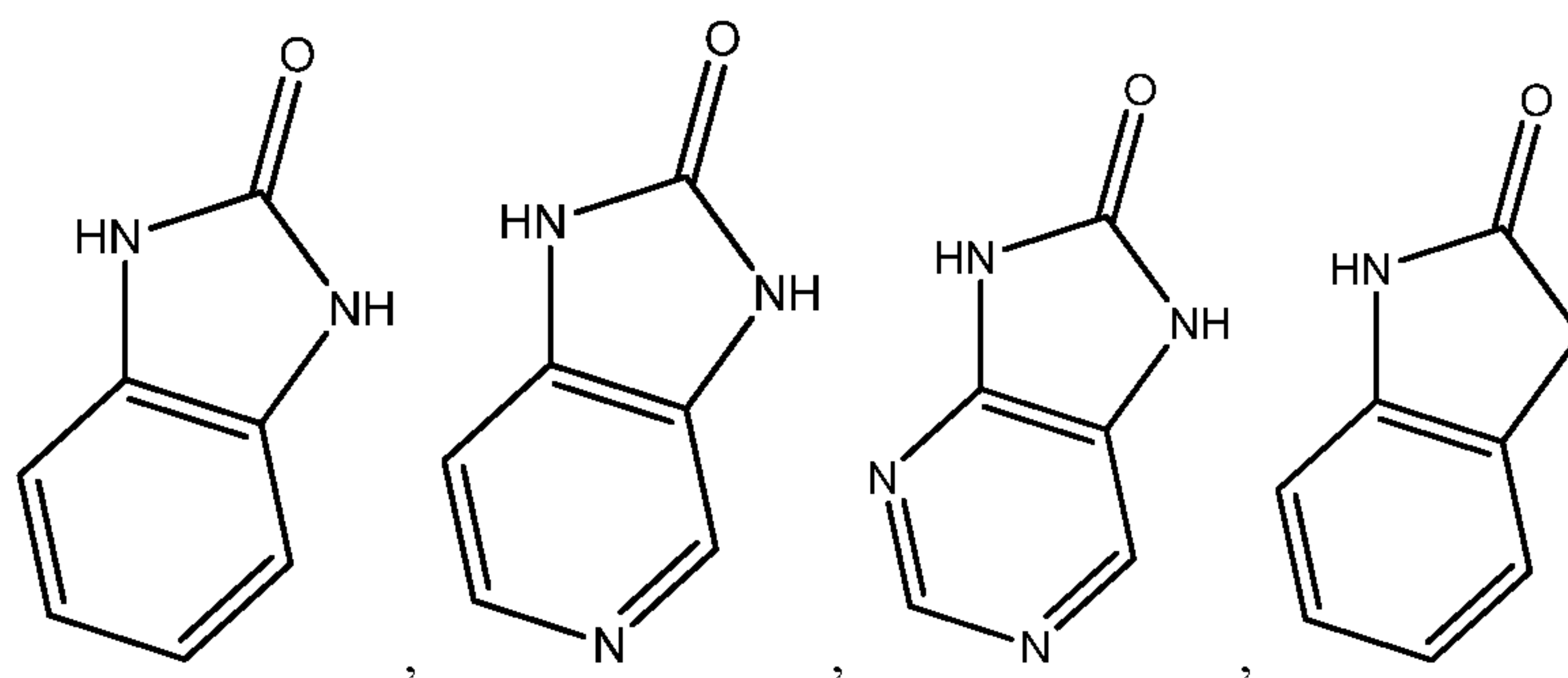
[046] “Carboxy” refers to the radical -C(O)OH which may also be referred to as -C(=O)OH.

[047] “Cyano” refers to the radical -CN.

[048] “Cycloalkyl” refers to a saturated cyclic alkyl group derived by the removal of one hydrogen atom from a single carbon atom of a parent cycloalkane.

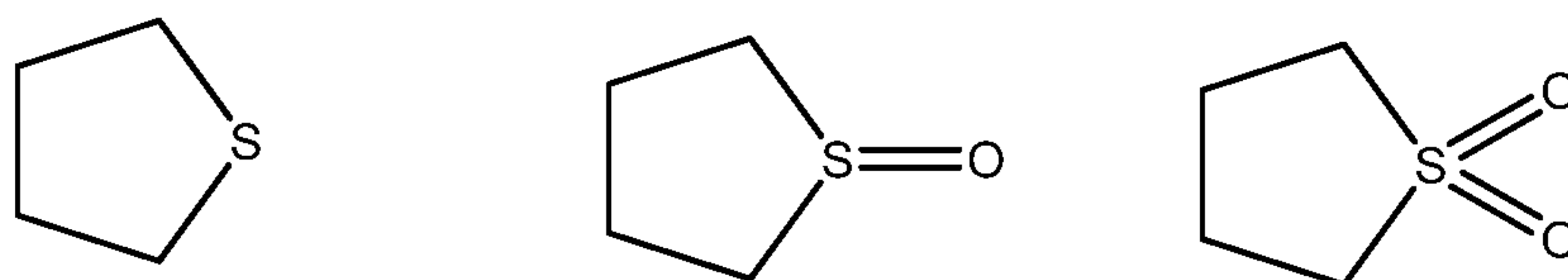
Typical cycloalkyl groups include, but are not limited to, groups derived from cyclopropane, cyclobutane, cyclopentane, cyclohexane, cycloheptane, cyclooctane, and the like. Cycloalkyl groups may be described by the number of carbon atoms in the ring. For example, a cycloalkyl group having 3 to 8 ring members may be referred to as a (C₃-C₈)cycloalkyl, a cycloalkyl group having 3 to 7 ring members may be referred to as a (C₃-C₇)cycloalkyl and a cycloalkyl group having 4 to 7 ring members may be referred to as a (C₄-C₇)cycloalkyl. In certain embodiments, the cycloalkyl group can be a (C₃-C₁₀)cycloalkyl, a (C₃-C₈)cycloalkyl, a (C₃-C₇)cycloalkyl, a (C₃-C₆)cycloalkyl, or a (C₄-C₇)cycloalkyl group and these may be referred to as C₃-C₁₀ cycloalkyl, C₃-C₈ cycloalkyl, C₃-C₇ cycloalkyl, C₃-C₆ cycloalkyl, or C₄-C₇ cycloalkyl groups using alternative language.

[049] “Heterocyclyl” and “heterocyclic” refer to a cyclic group that includes at least one saturated, partially unsaturated, but non-aromatic, cyclic ring. Heterocyclyl groups include at least one heteroatom as a ring member. Typical heteroatoms include, O, S and N and are independently chosen. Heterocyclyl groups include monocyclic ring systems and bicyclic ring systems. Bicyclic heterocyclyl groups include at least one non-aromatic ring with at least one heteroatom ring member that may be fused to a cycloalkyl ring or may be fused to an aromatic ring where the aromatic ring may be carbocyclic or may include one or more heteroatoms. The point of attachment of a bicyclic heterocyclyl group may be at the non-aromatic cyclic ring that includes at least one heteroatom or at another ring of the heterocyclyl group. For example, a heterocyclyl group derived by removal of a hydrogen atom from one of the 9 membered heterocyclic compounds shown below may be attached to the rest of the molecule at the 5-membered ring or at the 6-membered ring.



In some embodiments, a heterocyclyl group includes 5 to 10 ring members of which 1, 2, 3 or 4 or 1, 2, or 3 are heteroatoms independently selected from O, S, or N. In other embodiments, a heterocyclyl group includes 3 to 7 ring members of which 1, 2, or 3

heteroatom are independently selected from O, S, or N. In such 3-7 membered heterocyclyl groups, only 1 of the ring atoms is a heteroatom when the ring includes only 3 members and includes 1 or 2 heteroatoms when the ring includes 4 members. In some embodiments, a heterocyclyl group includes 3 or 4 ring members of which 1 is a heteroatom selected from O, S, or N. In other embodiments, a heterocyclyl group includes 5 to 7 ring members of which 1, 2, or 3 are heteroatoms independently selected from O, S, or N. Typical heterocyclyl groups include, but are not limited to, groups derived from epoxides, aziridine, azetidine, imidazolidine, morpholine, piperazine, piperidine, hexahydropyrimidine, 1,4,5,6-tetrahydropyrimidine, pyrazolidine, pyrrolidine, quinuclidine, tetrahydrofuran, tetrahydropyran, benzimidazolone, pyridinone, and the like. Heterocyclyl groups may be fully saturated, but may also include one or more double bonds. Examples of such heterocyclyl groups include, but are not limited to, 1,2,3,6-tetrahydropyridinyl, 3,6-dihydro-2H-pyranyl, 3,4-dihydro-2H-pyranyl, 2,5-dihydro-1H-pyrrolyl, 2,3-dihydro-1H-pyrrolyl, 1H-aziriny, 1,2-dihydroazetenyl, and the like. Substituted heterocyclyl also includes ring systems substituted with one or more oxo (=O) or oxide (-O⁻) substituents, such as piperidinyl N-oxide, morpholinyl-N-oxide, 1-oxo-1-thiomorpholinyl, pyridinonyl, benzimidazolonyl, benzo[d]oxazol-2(3H)-only, 3,4-dihydroisoquinolin-1(2H)-only, indolin-only, 1H-imidazo[4,5-c]pyridin-2(3H)-only, 7H-purin-8(9H)-only, imidazolidin-2-only, 1H-imidazol-2(3H)-only, 1,1-dioxo-1-thiomorpholinyl, and the like. In heterocyclyl group containing a sulfur atom, the sulfur atom may be bonded to 0, 1, or 2 O atoms in addition to the adjacent ring members such that the sulfur may in various oxidation states. For example, a saturated 5-membered heterocycle containing one heteroatom which is a S may include the following heterocycles.



[050] “Disease” refers to any disease, disorder, condition, symptom, or indication.

[051] “Halo” or “halogen” refers to a fluoro, chloro, bromo, or iodo group.

[052] “Haloalkyl” refers to an alkyl group in which at least one hydrogen is replaced with a halogen. Thus, the term “haloalkyl” includes monohaloalkyl (alkyl substituted with one halogen atom) and polyhaloalkyl (alkyl substituted with two or more

halogen atoms). Representative “haloalkyl” groups include difluoromethyl, 2,2,2-trifluoroethyl, 2,2,2-trichloroethyl, and the like. The term “perhaloalkyl” means, unless otherwise stated, an alkyl group in which each of the hydrogen atoms is replaced with a halogen atom. For example, the term “perhaloalkyl”, includes, but is not limited to, trifluoromethyl, pentachloroethyl, 1,1,1-trifluoro-2-bromo-2-chloroethyl, and the like.

[053] “Heteroaryl” refers to a monovalent heteroaromatic group derived by the removal of one hydrogen atom from a single atom of a parent heteroaromatic ring system. Heteroaryl groups typically include 5- to 14-membered, but more typically include 5- to 10-membered aromatic, monocyclic, bicyclic, and tricyclic rings containing one or more, for example, 1, 2, 3, or 4, or in certain embodiments, 1, 2, or 3, heteroatoms chosen from O, S, or N, with the remaining ring atoms being carbon. In monocyclic heteroaryl groups, the single ring is aromatic and includes at least one heteroatom. In some embodiments, a monocyclic heteroaryl group may include 5 or 6 ring members and may include 1, 2, 3, or 4 heteroatoms, 1, 2, or 3 heteroatoms, 1 or 2 heteroatoms, or 1 heteroatom where the heteroatom(s) are independently selected from O, S, or N. In bicyclic aromatic rings, both rings are aromatic. In bicyclic heteroaryl groups, at least one of the rings must include a heteroatom, but it is not necessary that both rings include a heteroatom although it is permitted for them to do so. For example, the term “heteroaryl” includes a 5- to 7-membered heteroaromatic ring fused to a carbocyclic aromatic ring or fused to another heteroaromatic ring. In tricyclic aromatic rings, all three of the rings are aromatic and at least one of the rings includes at least one heteroatom. For fused, bicyclic and tricyclic heteroaryl ring systems where only one of the rings contains one or more heteroatoms, the point of attachment may be at the ring including at least one heteroatom or at a carbocyclic ring. When the total number of S and O atoms in the heteroaryl group exceeds 1, those heteroatoms are not adjacent to one another. In certain embodiments, the total number of S and O atoms in the heteroaryl group is not more than 2. In certain embodiments, the total number of S and O atoms in the aromatic heterocycle is not more than 1. Heteroaryl does not encompass or overlap with aryl as defined above. Examples of heteroaryl groups include, but are not limited to, groups derived from acridine, carbazole, cinnoline, furan, imidazole, indazole, indole, indolizine, isobenzofuran, isochromene, isoindole, isoquinoline, isothiazole, 2H-benzo[d][1,2,3]triazole, isoxazole, naphthyridine, oxadiazole, oxazole, perimidine, phenanthridine, phenanthroline, phenazine, phthalazine, pteridine, purine, pyrazine, pyrazole, pyridazine, pyridine, pyrimidine, pyrrole, pyrrolizine, quinazoline, quinoline, quinolizine, quinoxaline,

tetrazole, thiadiazole, thiazole, thiophene, triazole, and the like. In certain embodiments, the heteroaryl group can be between 5 to 20 membered heteroaryl, such as, for example, a 5 to 14 membered or 5 to 10 membered heteroaryl. In certain embodiments, heteroaryl groups can be those derived from thiophene, pyrrole, benzothiophene, 2H-benzo[d][1,2,3]triazole benzofuran, indole, pyridine, quinoline, imidazole, benzimidazole, oxazole, tetrazole, and pyrazine.

[054] “Pharmaceutically acceptable” refers to generally recognized for use in animals, and more particularly in humans.

[055] “Pharmaceutically acceptable salt” refers to a salt of a compound that is pharmaceutically acceptable and that possesses the desired pharmacological activity of the parent compound. Such salts include: (1) acid addition salts, formed with inorganic acids such as hydrochloric acid, hydrobromic acid, sulfuric acid, nitric acid, phosphoric acid, and the like; or formed with organic acids such as acetic acid, propionic acid, hexanoic acid, cyclopentanepropionic acid, glycolic acid, pyruvic acid, lactic acid, malonic acid, succinic acid, malic acid, maleic acid, fumaric acid, tartaric acid, citric acid, benzoic acid, 3-(4-hydroxybenzoyl) benzoic acid, cinnamic acid, mandelic acid, methanesulfonic acid, and the like; or (2) salts formed when an acidic proton present in the parent compound either is replaced by a metal ion, e.g., an alkali metal ion, an alkaline earth ion, or an aluminum ion; or coordinates with an organic base such as ethanolamine, diethanolamine, triethanolamine, N-methylglucamine, dicyclohexylamine, and the like.

[056] “Pharmaceutically acceptable excipient” refers to a broad range of ingredients that may be combined with a compound or salt of the present invention to prepare a pharmaceutical composition or formulation. Typically, excipients include, but are not limited to, diluents, colorants, vehicles, anti-adherants, glidants, disintegrants, flavoring agents, coatings, binders, sweeteners, lubricants, sorbents, preservatives, and the like.

[057] “Stereoisomer” refers to an isomer that differs in the arrangement of the constituent atoms in space. Stereoisomers that are mirror images of each other and optically active are termed “enantiomers,” and stereoisomers that are not mirror images of one another are termed “diastereomers.”

[058] “Subject” includes mammals and humans. The terms “human” and “subject” are used interchangeably herein.

[059] “Therapeutically effective amount” refers to the amount of a compound that, when administered to a subject for treating a disease, or at least one of the clinical symptoms of a disease or disorder, is sufficient to affect such treatment for the disease, disorder, or symptom. As those skilled in the art will recognize this amount is typically not limited to a single dose, but may comprise multiple dosages over a significant period of time as required to bring about a therapeutic or prophylactic response in the subject. Thus, a “therapeutically effective amount” is not limited to the amount in a single capsule or tablet, but may include more than one capsule or tablet, which is the dose prescribed by a qualified physician or medical care provider. The “therapeutically effective amount” can vary depending on the compound, the disease, disorder, and/or symptoms of the disease or disorder, severity of the disease, disorder, and/or symptoms of the disease or disorder, the age of the subject to be treated, and/or the weight of the subject to be treated. An appropriate amount in any given instance can be readily apparent to those skilled in the art or capable of determination by routine experimentation.

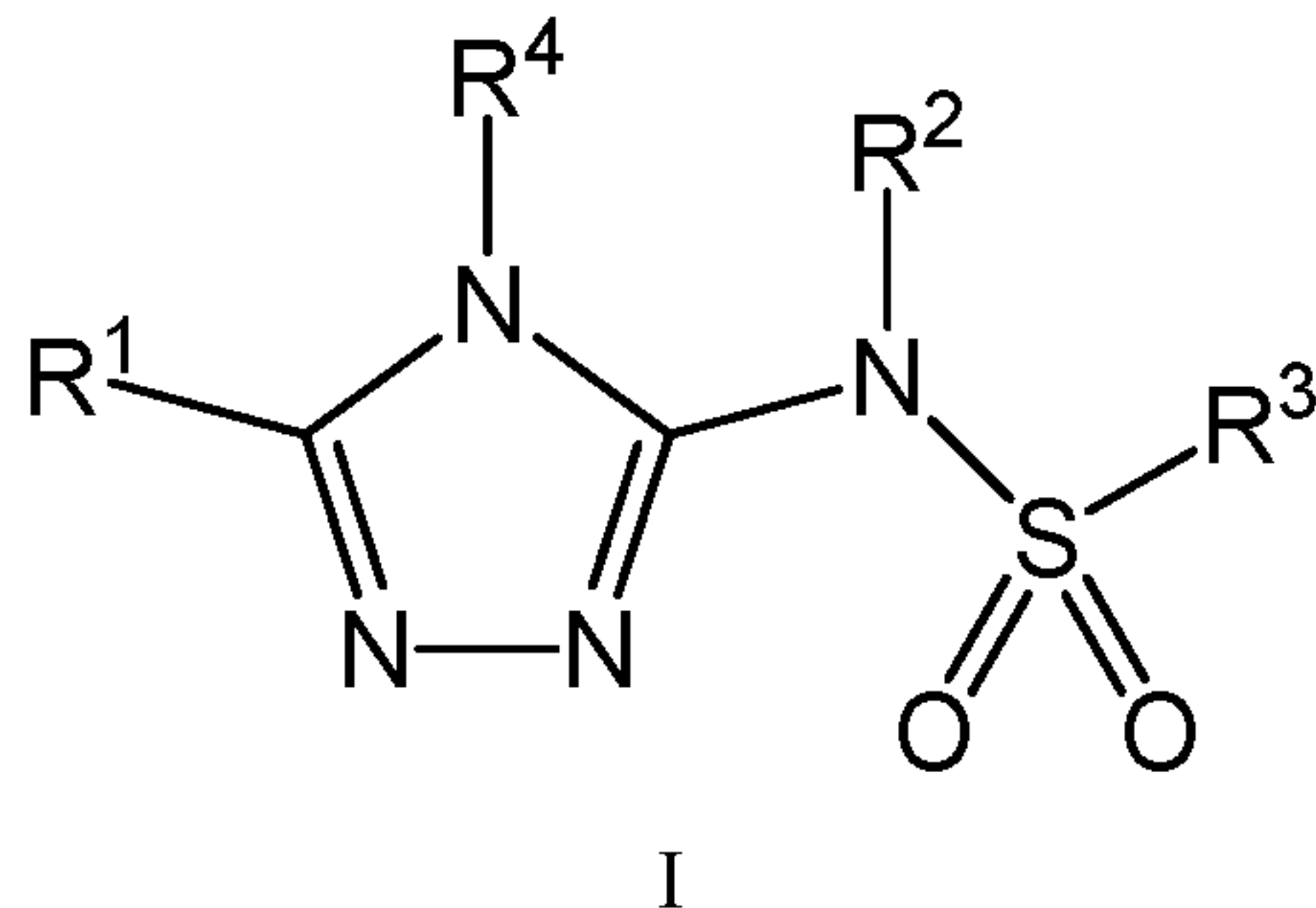
[060] “Treating” or “treatment” of any disease or disorder refers to arresting or ameliorating a disease, disorder, or at least one of the clinical symptoms of a disease or disorder, reducing the risk of acquiring a disease, disorder, or at least one of the clinical symptoms of a disease or disorder, reducing the development of a disease, disorder or at least one of the clinical symptoms of the disease or disorder, or reducing the risk of developing a disease or disorder or at least one of the clinical symptoms of a disease or disorder. “Treating” or “treatment” also refers to inhibiting the disease or disorder, either physically, (e.g., stabilization of a discernible symptom), physiologically, (e.g., stabilization of a physical parameter), or both, or inhibiting at least one physical parameter which may not be discernible to the subject. Further, “treating” or “treatment” refers to delaying the onset of the disease or disorder or at least symptoms thereof in a subject which may be exposed to or predisposed to a disease or disorder even though that subject does not yet experience or display symptoms of the disease or disorder.

[061] Reference will now be made in detail to embodiments of the present disclosure. While certain embodiments of the present disclosure will be described, it will be understood that it is not intended to limit the embodiments of the present disclosure to those described embodiments. To the contrary, reference to embodiments of the present disclosure is intended to cover alternatives, modifications, and equivalents as may be included within the spirit and scope of the embodiments of the present disclosure as defined by the appended claims.

EMBODIMENTS

[062] The embodiments listed below are presented in numbered form for convenience and for ease and clarity of reference in referring back to multiple embodiments.

[063] In a first embodiment, the invention provides a compound of Formula I:



or a pharmaceutically acceptable salt thereof, a tautomer thereof, a pharmaceutically acceptable salt of the tautomer, or a mixture thereof,

wherein:

R¹ and R⁴ together with the C and N atoms of the triazole to which they are attached join to form a B ring, wherein the B ring is a 5 to 10 membered saturated or partially unsaturated ring that includes 0, 1, 2, or 3 heteroatoms independently selected from N, O, and S in addition to the N atom of the triazole that bears the R⁴ substituent, wherein the B ring is substituted with 0, 1, 2, or 3 R^B substituents; and further wherein the 5 to 10 membered B ring is fused to a C ring, wherein the C ring is selected from a phenyl ring, a 5 or 6 membered heteroaryl ring that includes 1, 2, or 3 heteroatoms independently selected from N, O, or S, a 5 to 7 membered heterocyclyl ring that includes 1, 2, or 3 heteroatoms independently selected from N, O, or S, or a C₄ to C₈ cycloalkyl ring, wherein the C ring is substituted with 0, 1, 2, or 3 R^C substituents;

R^B is independently selected from -F, -Cl, -Br, -I, -C₁-C₆ alkyl, -C₁-C₆ haloalkyl, -C₁-C₆ perhaloalkyl, -(C₁-C₆ alkyl)-OH, -(C₁-C₆ alkyl)-O-(C₁-C₆ alkyl), -(C₁-C₆ alkyl)-O-(C₁-C₆ haloalkyl), -(C₁-C₆ alkyl)-O-(C₁-C₆ perhaloalkyl), =CH₂, =O, -CN, -OH, -O-(C₁-C₆ alkyl), -O-(C₁-C₆ haloalkyl), -O-(C₁-C₆ perhaloalkyl), -C₂-C₆ alkenyl, -O-(C₁-C₆ alkyl)-OH, -O-(C₁-C₆ alkyl)-O-(C₁-C₆ alkyl), -O-(C₁-C₆ haloalkyl)-OH, -O-(C₁-C₆ haloalkyl)-O-(C₁-C₆ alkyl), -O-(C₁-C₆ perhaloalkyl)-OH, -O-(C₁-C₆ perhaloalkyl)-O-(C₁-C₆ alkyl), -NH₂, -NH(C₁-C₆ alkyl), -N(C₁-C₆ alkyl)₂, -C(=O)-(C₁-C₆ alkyl), -C(=O)OH, -C(=O)-O-(C₁-C₆ alkyl), -C(=O)NH₂, -C(=O)NH(C₁-C₆ alkyl), -C(=O)N(C₁-C₆ alkyl)₂, -NHS(=O)₂-

(C₁-C₆ alkyl), -S(=O)₂-(C₁-C₆ alkyl), -(C₁-C₆ alkyl)-O-phenyl, phenyl, -(C₁-C₆ alkyl)-O-heteroaryl, or heteroaryl, wherein the phenyl groups of the -(C₁-C₆ alkyl)-O-phenyl and phenyl R^B groups may be unsubstituted or may be substituted with 1, 2, or 3 R^{B'} substituents, and further wherein the heteroaryl groups of the -(C₁-C₆ alkyl)-O-heteroaryl and heteroaryl R^B groups are monocyclic and include 5 or 6 ring members containing 1, 2, or 3 heteroatoms independently selected from N, O, or S, and further wherein the heteroaryl groups of the -(C₁-C₆ alkyl)-O-heteroaryl and heteroaryl R^B groups are unsubstituted or are substituted with 1, 2, or 3 R^{B'} substituents;

R^{B'} is independently selected from -F, -Cl, -Br, -I, -C₁-C₆ alkyl, -C₁-C₆ haloalkyl, -C₁-C₆ perhaloalkyl, -(C₁-C₆ alkyl)-O-(C₁-C₆ alkyl), -CN, -OH, -O-(C₁-C₆ alkyl), -O-(C₁-C₆ haloalkyl), -O-(C₁-C₆ perhaloalkyl), -C₂-C₆ alkenyl, -O-(C₁-C₆ alkyl)-OH, -O-(C₁-C₆ alkyl)-O-(C₁-C₆ alkyl), -O-(C₁-C₆ haloalkyl)-OH, -O-(C₁-C₆ haloalkyl)-O-(C₁-C₆ alkyl), -O-(C₁-C₆ perhaloalkyl)-OH, -O-(C₁-C₆ perhaloalkyl)-O-(C₁-C₆ alkyl), -NH₂, -NH(C₁-C₆ alkyl), -N(C₁-C₆ alkyl)₂, -C(=O)-(C₁-C₆ alkyl), -C(=O)OH, -C(=O)-O-(C₁-C₆ alkyl), -C(=O)NH₂, -C(=O)NH(C₁-C₆ alkyl), -C(=O)N(C₁-C₆ alkyl)₂, -NHS(=O)₂-(C₁-C₆ alkyl), or -S(=O)₂-(C₁-C₆ alkyl);

R^C is independently selected from -F, -Cl, -Br, -I, -C₁-C₆ alkyl, -C₁-C₆ haloalkyl, -C₁-C₆ perhaloalkyl, -(C₁-C₆ alkyl)-O-(C₁-C₆ alkyl), -CN, -OH, -O-(C₁-C₆ alkyl), -O-(C₁-C₆ haloalkyl), -O-(C₁-C₆ perhaloalkyl), -C₂-C₆ alkenyl, -O-(C₁-C₆ alkyl)-OH, -O-(C₁-C₆ alkyl)-O-(C₁-C₆ alkyl), -O-(C₁-C₆ haloalkyl)-OH, -O-(C₁-C₆ haloalkyl)-O-(C₁-C₆ alkyl), -O-(C₁-C₆ perhaloalkyl)-OH, -O-(C₁-C₆ perhaloalkyl)-O-(C₁-C₆ alkyl), -NH₂, -NH(C₁-C₆ alkyl), -N(C₁-C₆ alkyl)₂, -C(=O)-(C₁-C₆ alkyl), -C(=O)OH, -C(=O)-O-(C₁-C₆ alkyl), -C(=O)NH₂, -C(=O)NH(C₁-C₆ alkyl), -C(=O)N(C₁-C₆ alkyl)₂, -NHS(=O)₂-(C₁-C₆ alkyl), or -S(=O)₂-(C₁-C₆ alkyl);

R² is selected from -H, or C₁-C₄ alkyl;

R³ is selected from a group of formula -(CR^{3b}R^{3c})-Q, a group of formula -(CR^{3d}R^{3e})-(CR^{3f}R^{3g})-Q, or a group of formula -(heterocyclyl)-Q, wherein the heterocyclyl of the -(heterocyclyl)-Q group has 5 to 7 ring members of which 1, 2, or 3 are heteroatoms independently selected from N, O, or S and is unsubstituted or is substituted with 1, 2, or 3 R^{3h} substituents;

R^{3b} and R^{3c} are independently selected from -H, -F, -Cl, -CN, -C₁-C₆ alkyl, -C₁-C₆ haloalkyl, -C₁-C₆ perhaloalkyl, -OH, -O-(C₁-C₆ alkyl), -O-(C₁-C₆ haloalkyl), -O-(C₁-C₆ perhaloalkyl), -O-(C₁-C₆ alkyl)-OH, -O-(C₁-C₆ alkyl)-O-(C₁-C₆ alkyl), -NH₂, -NH(C₁-C₆ alkyl), or -N(C₁-C₆ alkyl)₂;

R^{3d} and R^{3e} are independently selected from -H, -F, -Cl, -CN, -C₁-C₆ alkyl, -C₁-C₆ haloalkyl, -C₁-C₆ perhaloalkyl, -OH, -(C₁-C₆ alkyl)-OH, -(C₁-C₆ alkyl)-O-(C₁-C₆ alkyl), -(C₁-C₆ alkyl)-O-(C₁-C₆ alkyl)-phenyl, -O-(C₁-C₆ alkyl), -O-(C₁-C₆ haloalkyl), -O-(C₁-C₆ perhaloalkyl), -O-(C₁-C₆ alkyl)-OH, -O-(C₁-C₆ alkyl)-O-(C₁-C₆ alkyl), -NH₂, -NH(C₁-C₆ alkyl), or -N(C₁-C₆ alkyl)₂;

R^{3f} and R^{3g} are independently selected from -H, -F, -Cl, -CN, -C₁-C₆ alkyl, -C₁-C₆ haloalkyl, -C₁-C₆ perhaloalkyl, -OH, -(C₁-C₆ alkyl)-OH, -(C₁-C₆ alkyl)-O-(C₁-C₆ alkyl), -O-(C₁-C₆ alkyl), -O-(C₁-C₆ haloalkyl), -O-(C₁-C₆ perhaloalkyl), -O-(C₂-C₆ alkenyl), -O-(C₁-C₆ alkyl)-OH, -O-(C₁-C₆ alkyl)-O-(C₁-C₆ alkyl), -NH₂, -NH(C₁-C₆ alkyl), or -N(C₁-C₆ alkyl)₂;

R^{3h} in each instance is independently selected from -F, -Cl, -CN, -C₁-C₆ alkyl, -C₁-C₆ haloalkyl, -C₁-C₆ perhaloalkyl, -OH, -O-(C₁-C₆ alkyl), -O-(C₁-C₆ haloalkyl), -O-(C₁-C₆ perhaloalkyl), -O-(C₁-C₆ alkyl)-OH, -O-(C₁-C₆ alkyl)-O-(C₁-C₆ alkyl), -NH₂, -NH(C₁-C₆ alkyl), -N(C₁-C₆ alkyl)₂, -C(=O)-(C₁-C₆ alkyl), -C(=O)-(C₃-C₆ cycloalkyl), -C(=O)-O-(C₁-C₆ alkyl), oxo, or -C(=O)-(heterocyclyl), wherein the heterocyclyl group of the R^h -C(=O)-(heterocyclyl) has 5 or 6 ring members of which 1 or 2 are heteroatoms independently selected from N, or S or has 3 or 4 ring members of which 1 is a heteroatom selected from N, O, or S;

Q is a monocyclic or bicyclic C₆-C₁₀ aryl group, a monocyclic or bicyclic heteroaryl group with 5 to 10 ring members containing 1, 2, or 3 heteroatoms independently selected from N, O, or S, a C₃-C₈ cycloalkyl group, a 3 to 10 membered heterocyclyl group containing 1, 2, or 3 heteroatoms independently selected from N, O, or S, wherein the C₆-C₁₀ aryl, the heteroaryl, the cycloalkyl, and the heterocyclyl Q groups are unsubstituted or are substituted with 1, 2, 3, or 4 R^Q substituents; and further wherein the Q heterocyclyl group may additionally be substituted with 1 or 2 oxo substituents, and the Q heteroaryl group may include an N-oxide if the heteroaryl includes a N heteroatom; and

R^Q in each instance is independently selected from -F, -Cl, -Br, -I, -CN, -C₁-C₆ alkyl, -C₁-C₆ haloalkyl, -C₁-C₆ perhaloalkyl, -C₂-C₆ alkenyl, -C₂-C₆ alkynyl, -OH, -O-(C₁-C₆ alkyl), -O-(C₁-C₆ haloalkyl), -O-(C₁-C₆ perhaloalkyl), -NH₂, -NH(C₁-C₆ alkyl), -N(C₁-C₆ alkyl)₂, -NHC(=O)(C₁-C₆ alkyl), -C(=O)-(C₁-C₆ alkyl), -C(=O)OH, -C(=O)-O-(C₁-C₆ alkyl), -C(=O)NH₂, -C(=O)NH(C₁-C₆ alkyl), -C(=O)N(C₁-C₆ alkyl)₂, -S(=O)₂-(C₁-C₆ alkyl), -(C₁-C₆ alkyl)-OH, -(C₁-C₆ alkyl)-O-(C₁-C₆ alkyl), -(C₁-C₆ alkyl)-NH₂, -(C₁-C₆ alkyl)-NH-(C₁-C₆ alkyl), -(C₁-C₆ alkyl)-N-(C₁-C₆ alkyl)₂, phenyl, a heterocyclyl group, a

-(C₁-C₆ alkyl)heterocyclyl group, or a heteroaryl group with 5 or 6 ring members and 1, 2, or 3, heteroatoms independently selected from N, O, or S, wherein the heterocyclyl groups of the R^Q heterocyclyl and -(C₁-C₆ alkyl)heterocyclyl groups have 3 to 6 ring members of which 1 or 2 are heteroatoms independently selected from N, O, or S, and further wherein the heterocyclyl and the heterocyclyl of the -(C₁-C₆ alkyl)heterocyclyl R^Q groups may be further substituted with one or two oxo substituents and a substituent selected from -F, -Cl, -Br, -I, -CN, -OH, -C₁-C₆ alkyl, or -C(=O)-(C₁-C₆ alkyl).

[064] 2. The compound of embodiment 1 or the pharmaceutically acceptable salt thereof, the tautomer thereof, the pharmaceutically acceptable salt of the tautomer, or the mixture thereof, wherein R¹ and R⁴ together with the C and N atoms of the triazole to which they are attached join to form a B ring, wherein the B ring is a 7 or 8 membered saturated or partially unsaturated ring that includes 0 or 1 O atom in addition to the N atom of the triazole that bears the R⁴ substituent, and further wherein the B ring is substituted with 0, 1, 2, or 3 R^B substituents.

[065] 3. The compound of embodiment 2 or the pharmaceutically acceptable salt thereof, the tautomer thereof, the pharmaceutically acceptable salt of the tautomer, or the mixture thereof, wherein R¹ and R⁴ together with the C and N atoms of the triazole to which they are attached join to form a B ring, wherein the B ring is a 7 membered saturated ring that includes 1 O atom in addition to the N atom of the triazole that bears the R⁴ substituent, and further wherein the B ring is substituted with 0, 1, 2, or 3 R^B substituents.

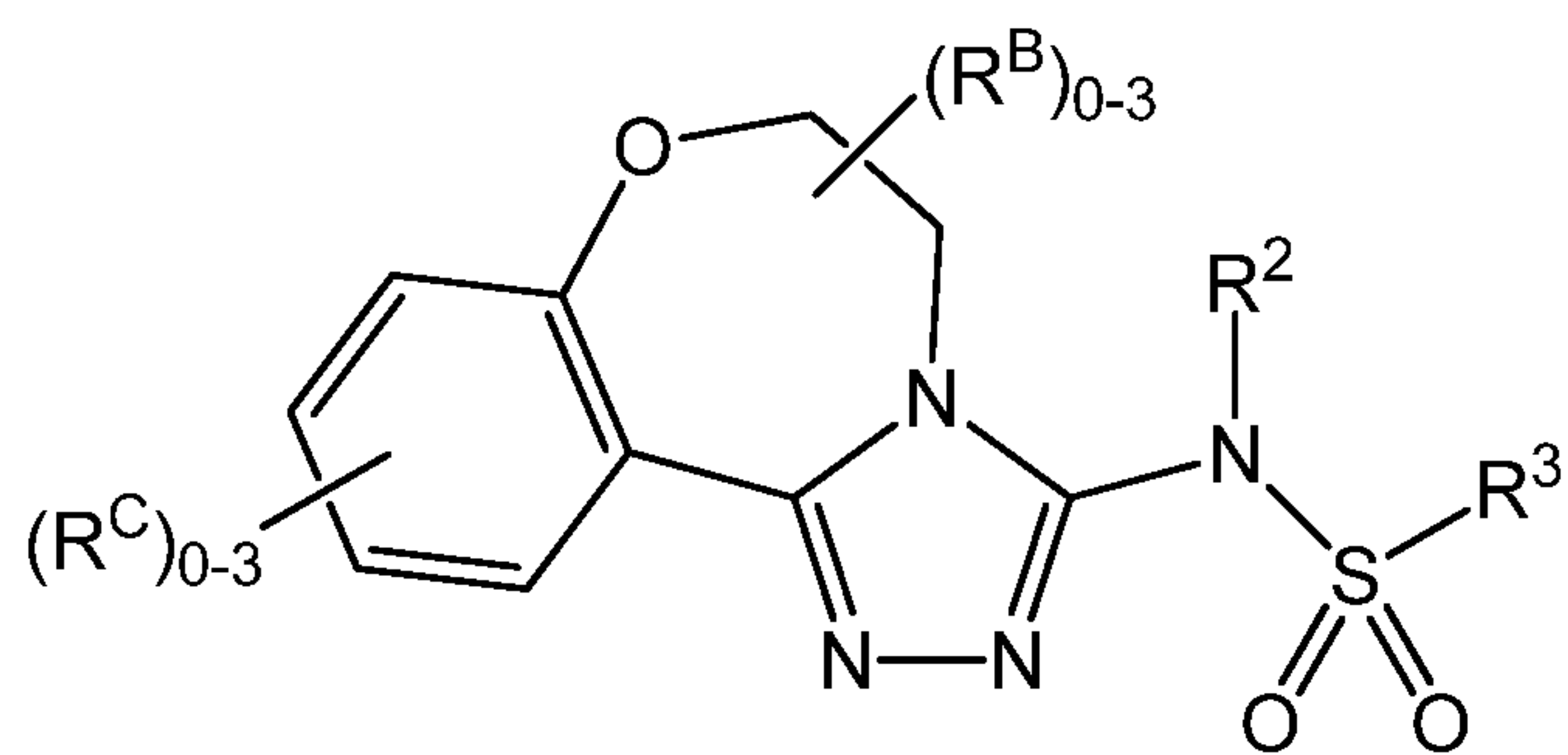
[066] 4. The compound of embodiment 2 or the pharmaceutically acceptable salt thereof, the tautomer thereof, the pharmaceutically acceptable salt of the tautomer, or the mixture thereof, wherein R¹ and R⁴ together with the C and N atoms of the triazole to which they are attached join to form a B ring, wherein the B ring is an 8 membered saturated or partially unsaturated ring that includes 0 heteroatoms in addition to the N atom of the triazole that bears the R⁴ substituent, and further wherein the B ring is substituted with 0, 1, 2, or 3 R^B substituents.

[067] 5. The compound of any one of embodiments 1-4 or the pharmaceutically acceptable salt thereof, the tautomer thereof, the pharmaceutically acceptable salt of the tautomer, or the mixture thereof, wherein the C ring is selected from a phenyl ring or a pyridyl ring, and further wherein the C ring is substituted with 0, 1, 2, or 3 R^C substituents.

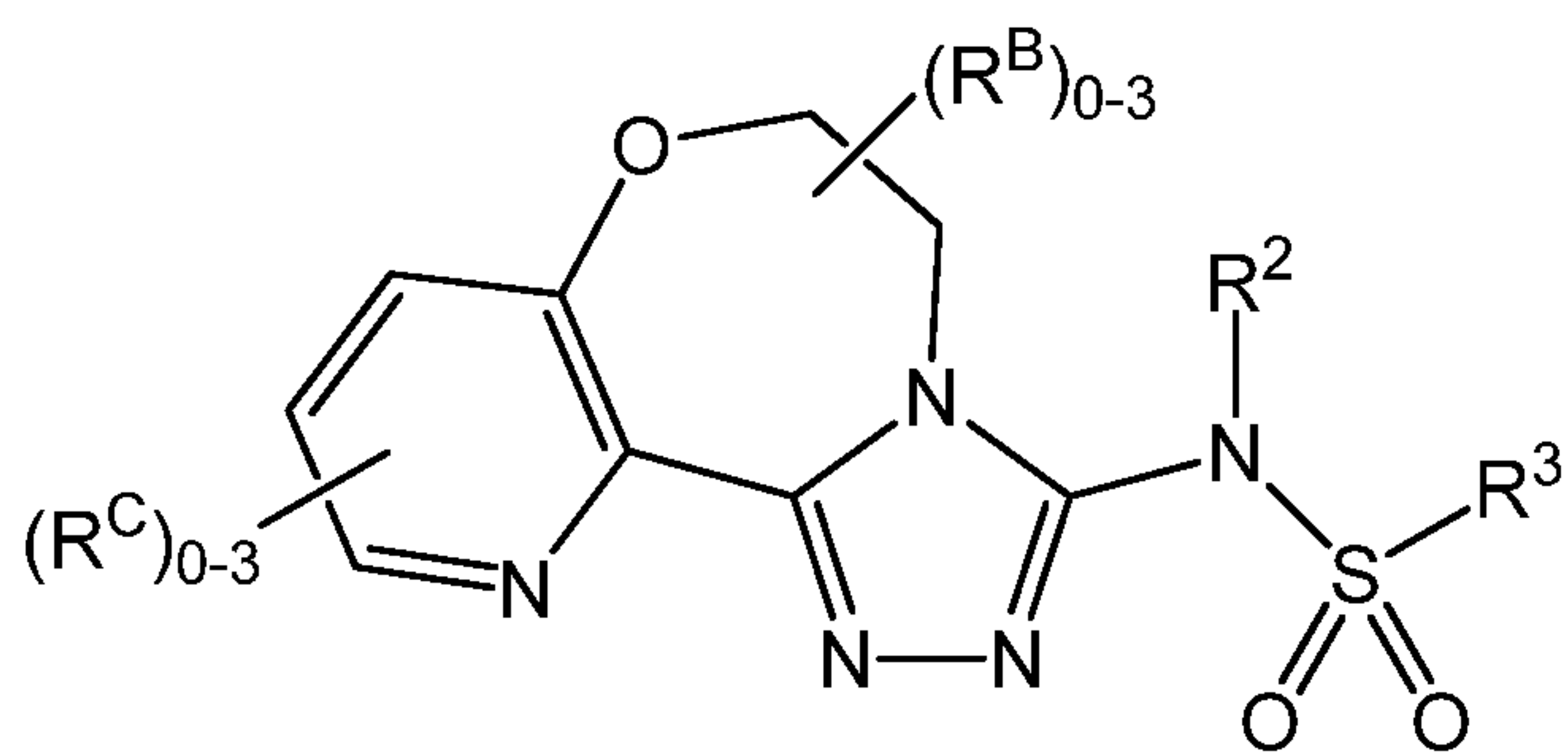
[068] 6. The compound of embodiment 5 or the pharmaceutically acceptable salt thereof, the tautomer thereof, the pharmaceutically acceptable salt of the tautomer, or the mixture thereof, wherein the C ring is a phenyl ring, and further wherein the C ring is substituted with 0, 1, 2, or 3 R^C substituents.

[069] 7. The compound of embodiment 5 or the pharmaceutically acceptable salt thereof, the tautomer thereof, the pharmaceutically acceptable salt of the tautomer, or the mixture thereof, wherein the C ring is a pyridinyl ring, and further wherein the C ring is substituted with 0, 1, 2, or 3 R^C substituents.

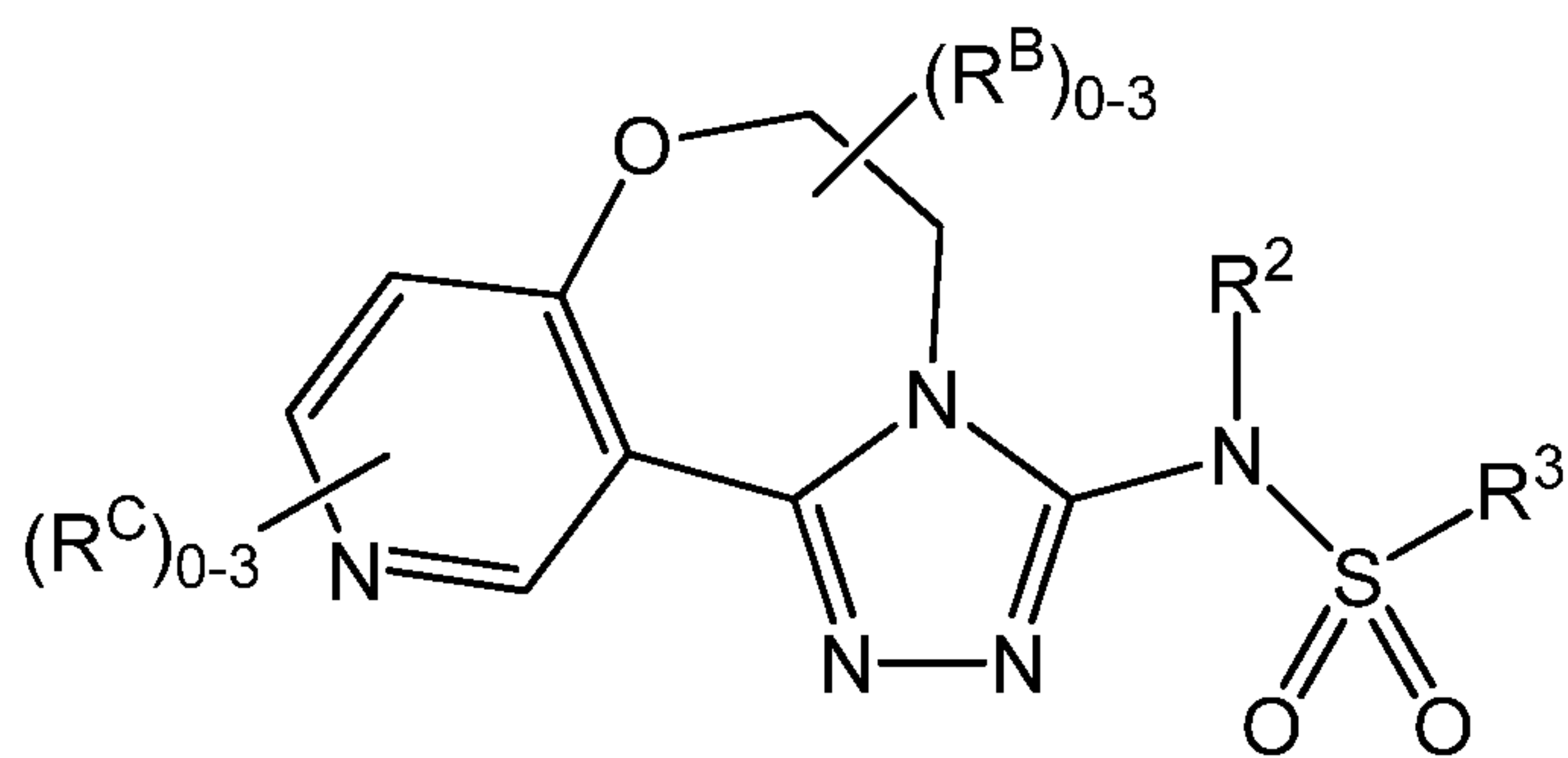
[070] 8. The compound of embodiment 1, wherein the compound of Formula I has the Formula IIA, IIB, IIC, IID, IIE, or IIF



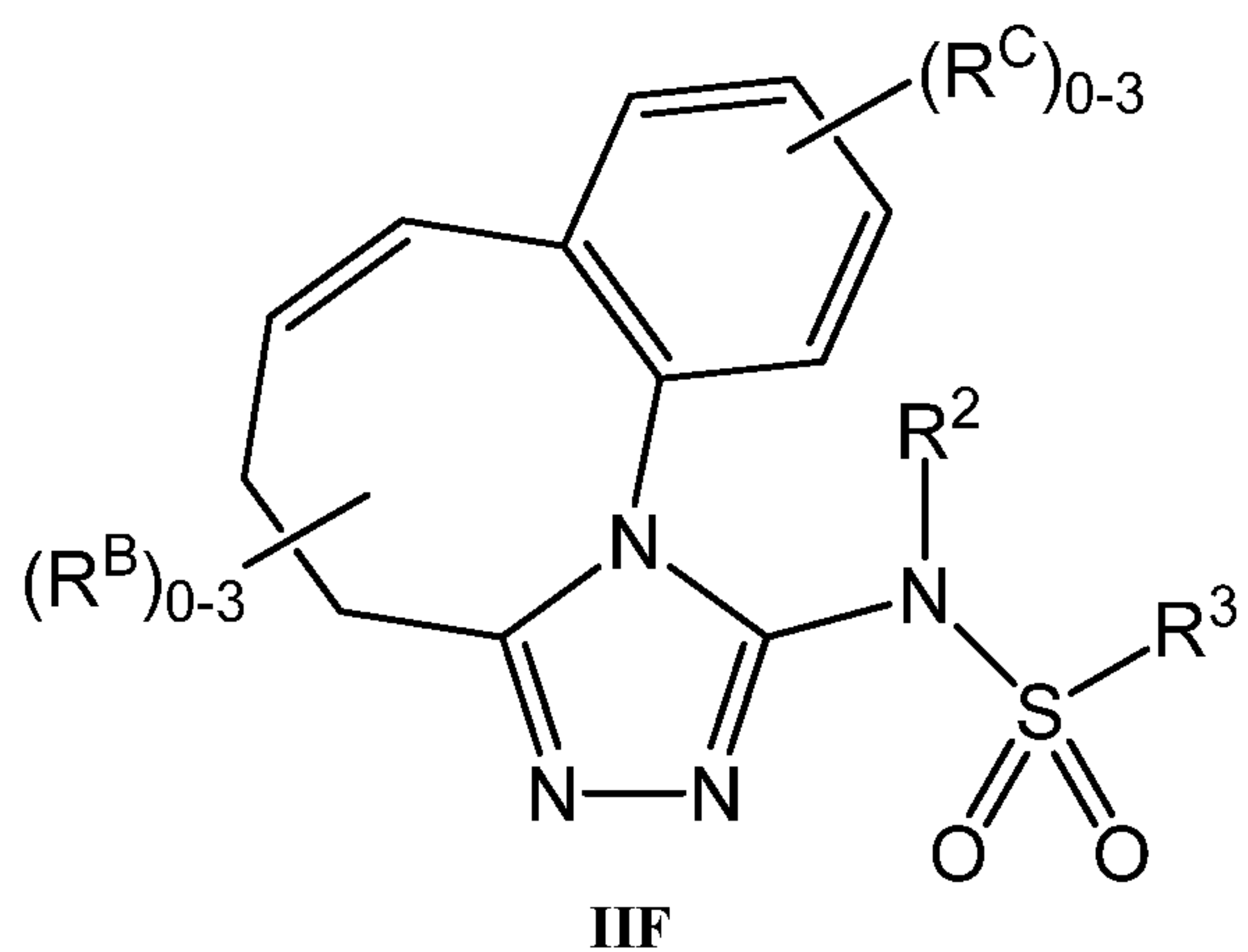
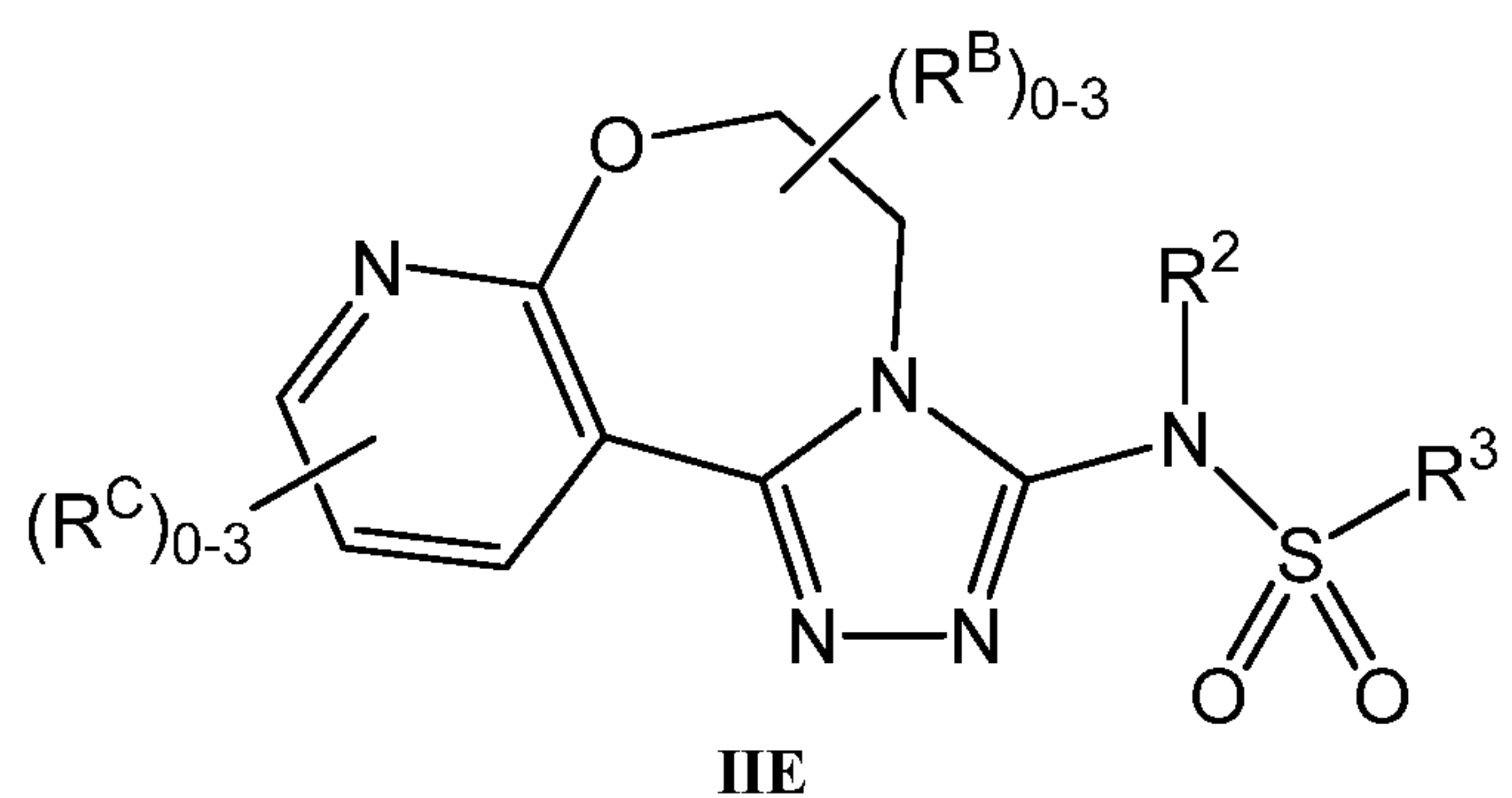
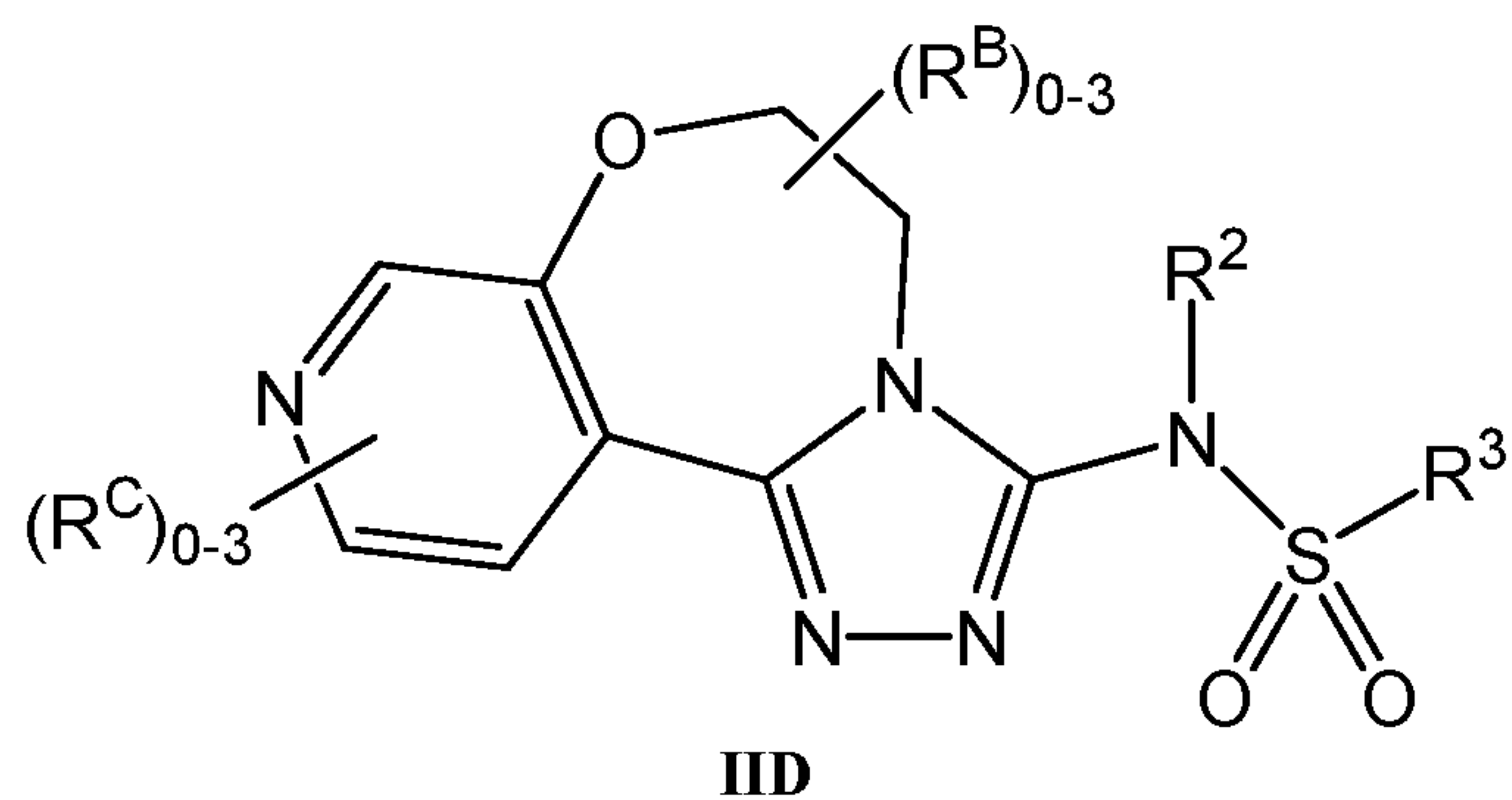
IIA



IIB



IIC



or is the pharmaceutically acceptable salt thereof, the tautomer thereof, the pharmaceutically acceptable salt of the tautomer, or the mixture thereof.

[071] 9. The compound of embodiment 8, wherein the compound of Formula I has the Formula IIA or is the pharmaceutically acceptable salt thereof, the tautomer thereof, the pharmaceutically acceptable salt of the tautomer, or the mixture thereof.

[072] 10. The compound of embodiment 8, wherein the compound of Formula I has the Formula IIB or is the pharmaceutically acceptable salt thereof, the

tautomer thereof, the pharmaceutically acceptable salt of the tautomer, or the mixture thereof.

[073] 11. The compound of embodiment 8, wherein the compound of Formula I has the Formula IIC or is the pharmaceutically acceptable salt thereof, the tautomer thereof, the pharmaceutically acceptable salt of the tautomer, or the mixture thereof.

[074] 12. The compound of embodiment 8, wherein the compound of Formula I has the Formula IID or is the pharmaceutically acceptable salt thereof, the tautomer thereof, the pharmaceutically acceptable salt of the tautomer, or the mixture thereof.

[075] 13. The compound of embodiment 8, wherein the compound of Formula I has the Formula IIE or is the pharmaceutically acceptable salt thereof, the tautomer thereof, the pharmaceutically acceptable salt of the tautomer, or the mixture thereof.

[076] 14. The compound of embodiment 8, wherein the compound of Formula I has the Formula IIF or is the pharmaceutically acceptable salt thereof, the tautomer thereof, the pharmaceutically acceptable salt of the tautomer, or the mixture thereof.

[077] 15. The compound of any one of embodiments 1-14 or the pharmaceutically acceptable salt thereof, the tautomer thereof, the pharmaceutically acceptable salt of the tautomer, or the mixture thereof, wherein R^B is independently selected from $-C_1-C_6$ alkyl, $-(C_1-C_6 \text{ alkyl})-OH$, $-(C_1-C_6 \text{ alkyl})-O-(C_1-C_6 \text{ alkyl})$, or $=CH_2$.

[078] 16. The compound of any one of embodiments 1-14 or the pharmaceutically acceptable salt thereof, the tautomer thereof, the pharmaceutically acceptable salt of the tautomer, or the mixture thereof, wherein R^B is independently selected from $-CH_3$, $=CH_2$, $-CH_2-O-CH_3$, $-CH_2-O-CH(CH_3)_2$, $-CH_2-O-CH_2CH_3$, $-CH_2OH$, $-CH_2-O-phenyl$, phenyl, pyridyl, or pyrimidinyl, wherein the phenyl groups of the $-CH_2-O-phenyl$ and phenyl R^B groups may be unsubstituted or may be substituted with 1 or 2 $R^{B'}$ substituents, and further wherein the pyridyl and pyrimidinyl R^B groups are unsubstituted or are substituted with 1 or 2 $R^{B'}$ substituents, and still further wherein each $R^{B'}$ is independently selected from $-F$, $-CN$, or $-OCH_3$.

[079] 17. The compound of any one of embodiments 1-16 or the pharmaceutically acceptable salt thereof, the tautomer thereof, the pharmaceutically acceptable salt of the tautomer, or the mixture thereof, wherein R^C is independently

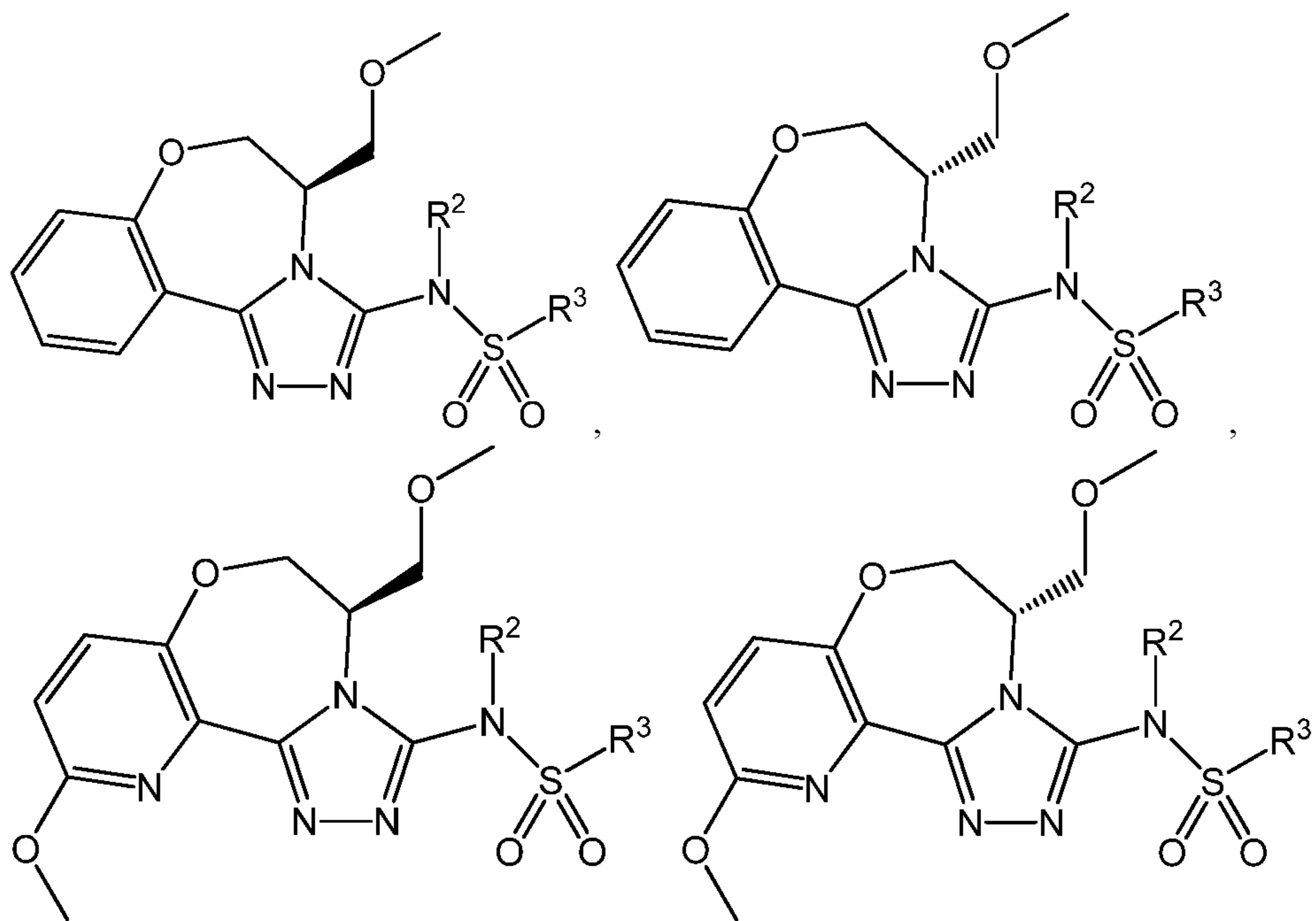
selected from -F, -Cl, -C₁-C₆ alkyl, -C₁-C₆ haloalkyl, -C₁-C₆ perhaloalkyl, -O-(C₁-C₆ alkyl), -O-(C₁-C₆ haloalkyl), or -O-(C₁-C₆ perhaloalkyl).

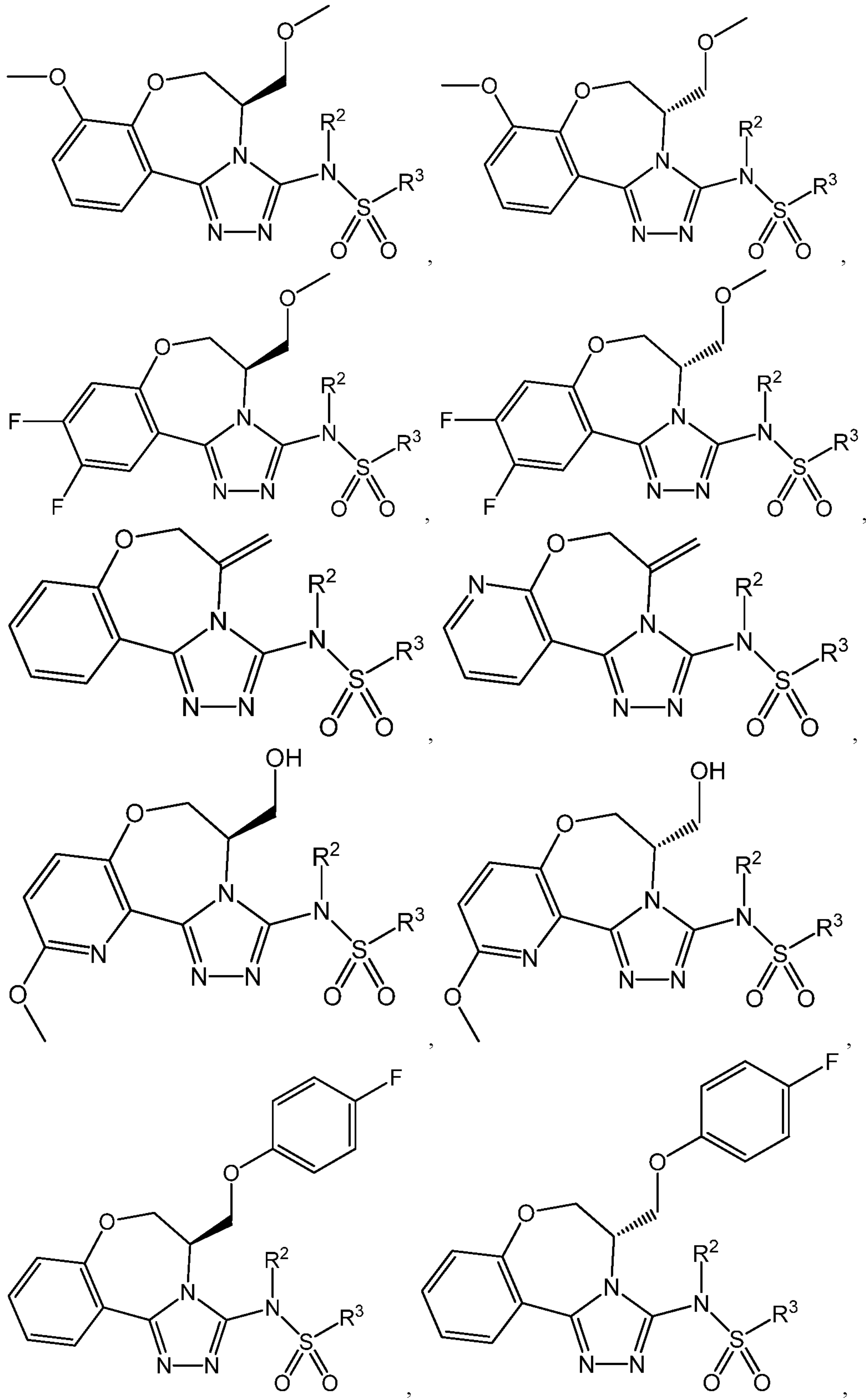
[080] 18. The compound of any one of embodiments 1-16 or the pharmaceutically acceptable salt thereof, the tautomer thereof, the pharmaceutically acceptable salt of the tautomer, or the mixture thereof, wherein R^C is independently selected from -F, -Cl, -CH₃, -O-CH₃, -O-CH₂CH₃, -O-CH(CH₃)₂, -O-CH₂CF₃, or -O-CF₃.

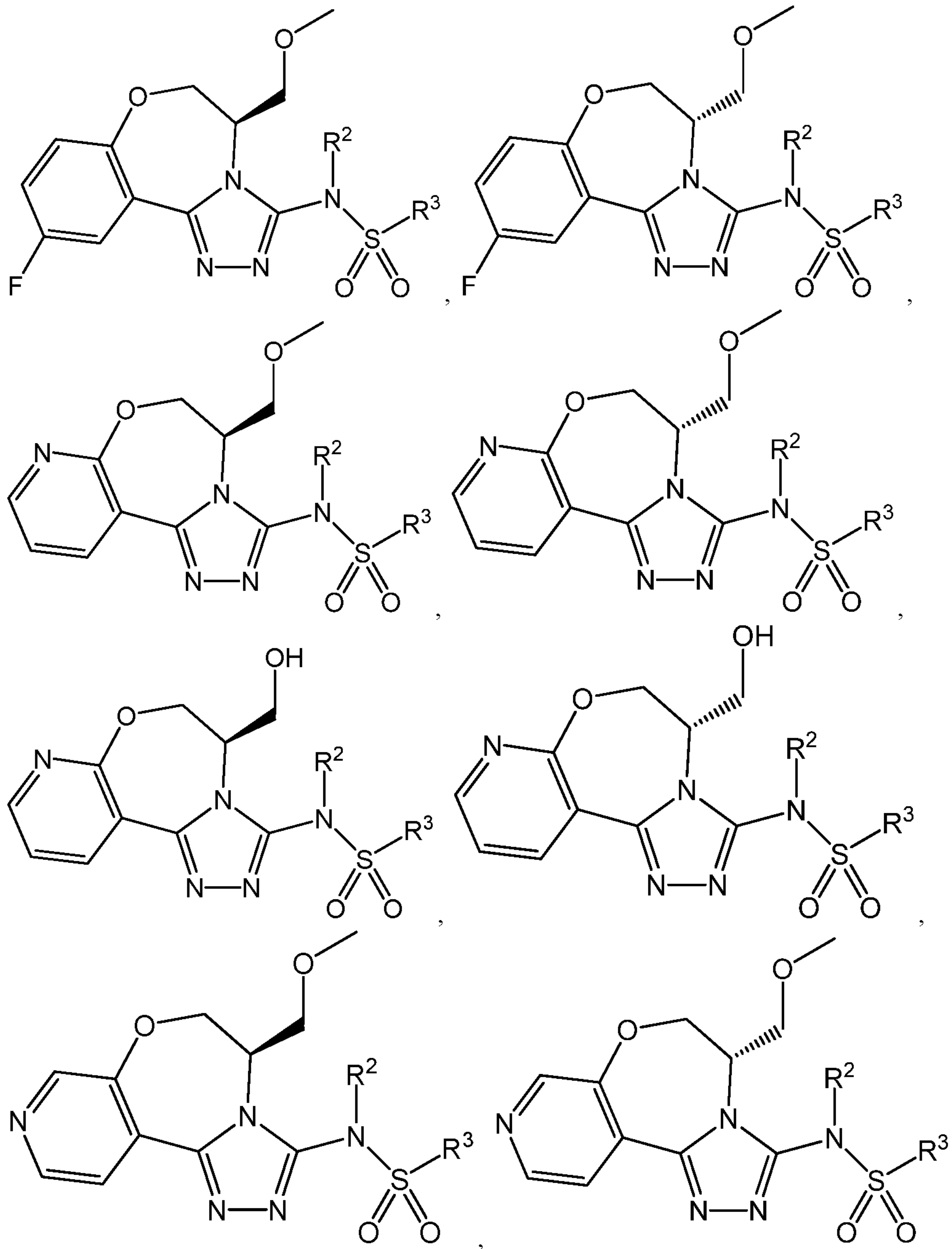
[081] 19. The compound of any one of embodiments 1-18 or the pharmaceutically acceptable salt thereof, the tautomer thereof, the pharmaceutically acceptable salt of the tautomer, or the mixture thereof, wherein the B ring is substituted with 1 R^B substituent.

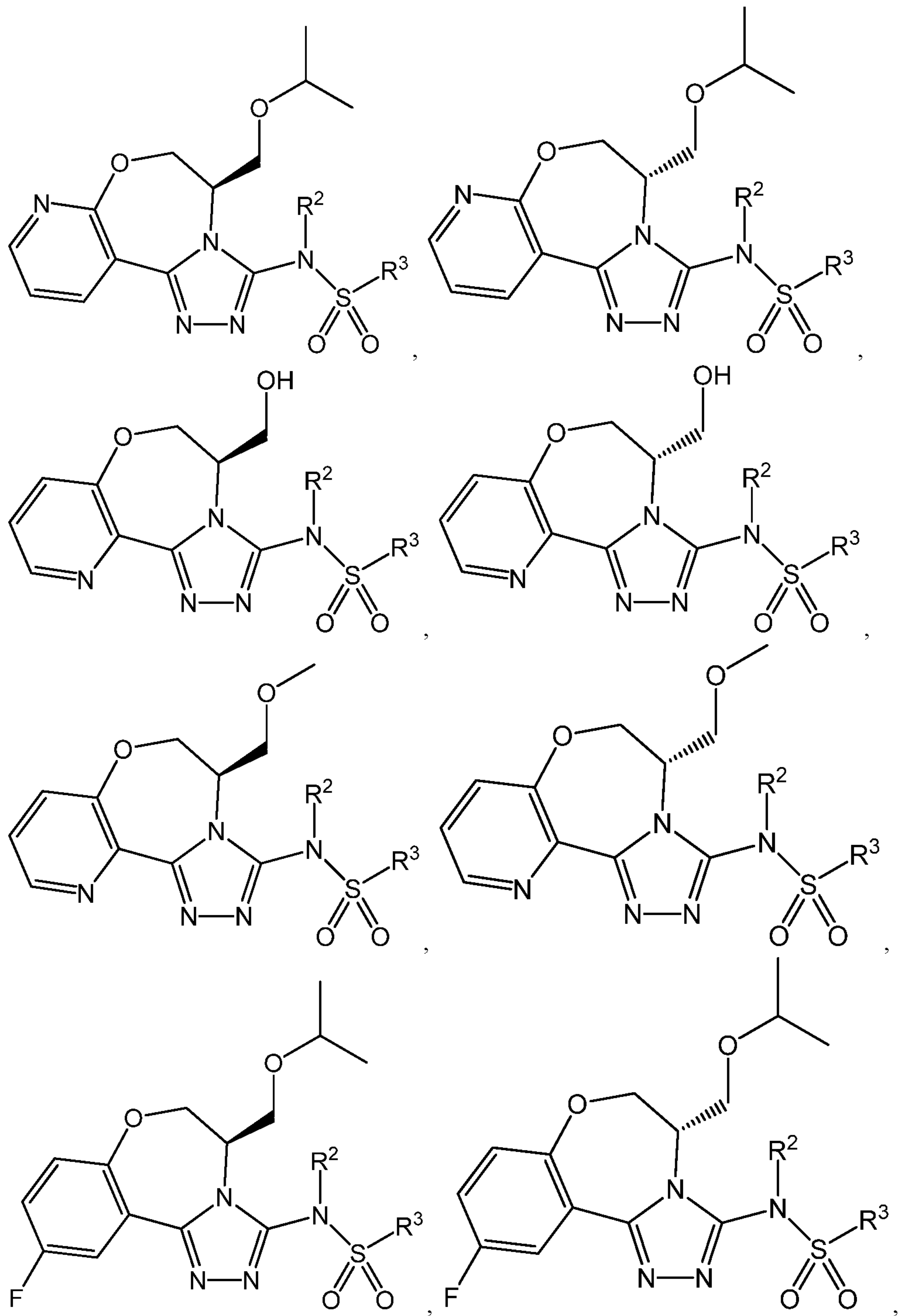
[082] 20. The compound of any one of embodiments 1-19 or the pharmaceutically acceptable salt thereof, the tautomer thereof, the pharmaceutically acceptable salt of the tautomer, or the mixture thereof, wherein the C ring is substituted with 0, 1, or 2 R^C substituents.

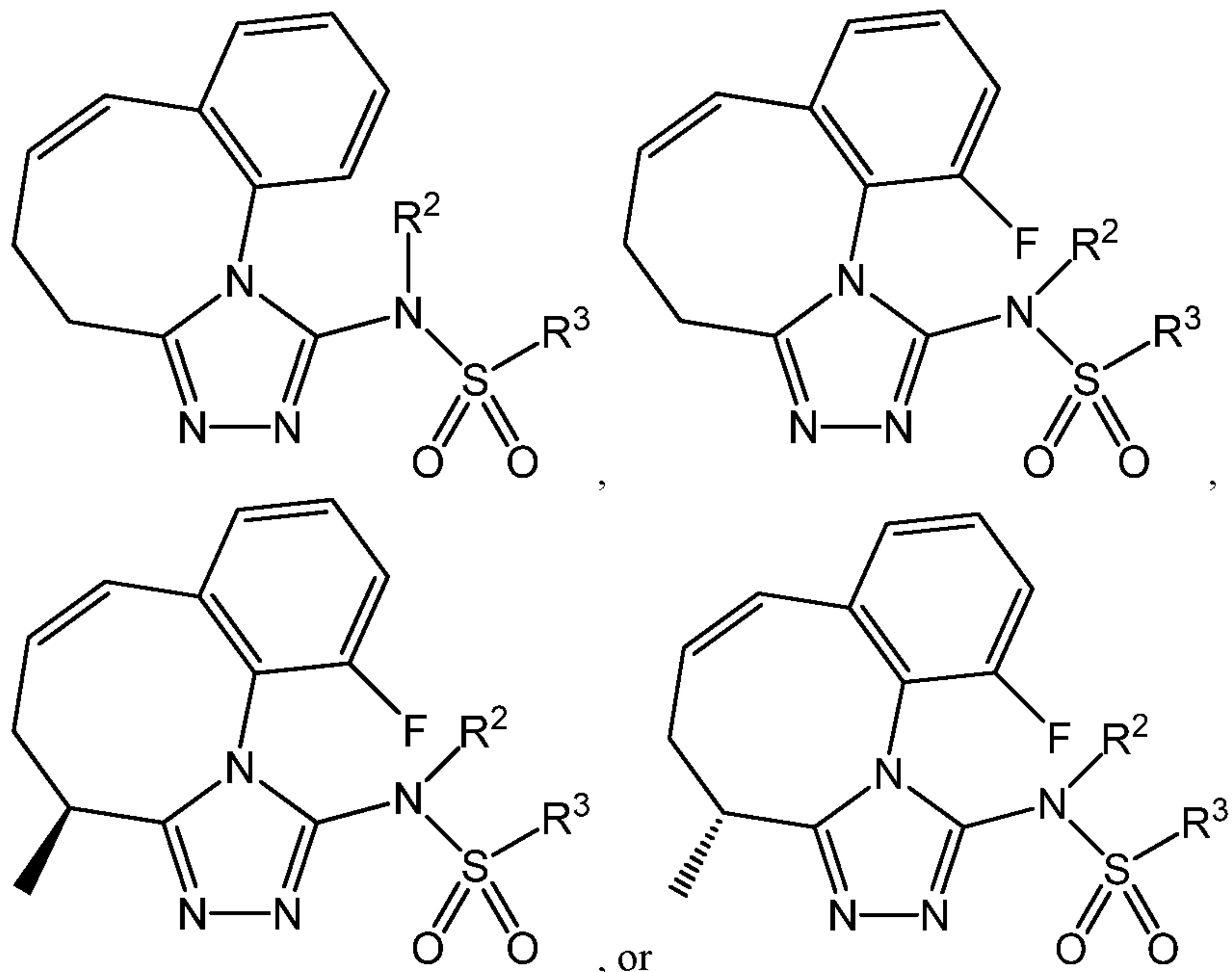
[083] 21. The compound of embodiment 1 or 8, wherein the compound of Formula I has a structure selected from











or is the pharmaceutically acceptable salt thereof, the tautomer thereof, the pharmaceutically acceptable salt of the tautomer, or the mixture thereof.

[084] 22. The compound of any one of embodiments 1-21 or the pharmaceutically acceptable salt thereof, the tautomer thereof, the pharmaceutically acceptable salt of the tautomer, or the mixture thereof, wherein R^2 is $-H$.

[085] 23. The compound of any one of embodiments 1-22 or the pharmaceutically acceptable salt thereof, the tautomer thereof, the pharmaceutically acceptable salt of the tautomer, or the mixture thereof, wherein Q is selected from pyrimidinyl, pyrazinyl, pyrazine-1-oxide, pyridazinyl, pyridinyl, phenyl, oxazolyl, thiazolyl, imidazolyl, pyrazolyl, piperidinyl, piperidin-2-onyl, tetrahydropyrimidin-2(1H)-onyl, 1,3-oxazinan-2-onyl, pyrrolidin-2-onyl, pyrrolidinyl, cyclopentyl, cyclohexyl, benzimidazolyl, isoindolinonyl, 1H-imidazo[4,5-c]pyridinyl, pyrazolo[1,5-a]pyridinyl, imidazo[1,2-a]pyridinyl, imidazo[1,5-a]pyridinyl, 6,7-dihydro-5H-pyrazolo[5,1-b][1,3]oxazinyl, or 3,4-dihydro-2H-pyrano[3,2-b]pyridinyl, any of which may be unsubstituted or substituted with 1, 2, or 3 R^Q substituents.

[086] 24. The compound of any one of embodiments 1-22 or the pharmaceutically acceptable salt thereof, the tautomer thereof, the pharmaceutically acceptable salt of the tautomer, or the mixture thereof, wherein Q is selected from pyrimidinyl, pyrazinyl, pyridinyl, or phenyl, or tetrahydropyrimidin-2(1H)-onyl, any of which may be unsubstituted or substituted with 1, 2, or 3 R^Q substituents.

[087] 25. The compound of any one of embodiments 1-22 or the pharmaceutically acceptable salt thereof, the tautomer thereof, the pharmaceutically acceptable salt of the tautomer, or the mixture thereof, wherein Q is selected from pyrimidinyl, pyrazinyl, pyridinyl, or phenyl, any of which may be unsubstituted or substituted with 1, 2, or 3 R^Q substituents.

[088] 26. The compound of any one of embodiments 1-22 or the pharmaceutically acceptable salt thereof, the tautomer thereof, the pharmaceutically acceptable salt of the tautomer, or the mixture thereof, wherein Q is an unsubstituted phenyl or is a phenyl substituted with 1, 2, or 3 R^Q substituents.

[089] 27. The compound of any one of embodiments 1-22 or the pharmaceutically acceptable salt thereof, the tautomer thereof, the pharmaceutically acceptable salt of the tautomer, or the mixture thereof, wherein Q is a monocyclic heteroaryl group with 5 or 6 ring members containing 1 or 2 heteroatoms selected from N, O, or S and Q is unsubstituted or is substituted with 1 or 2 R^Q substituents.

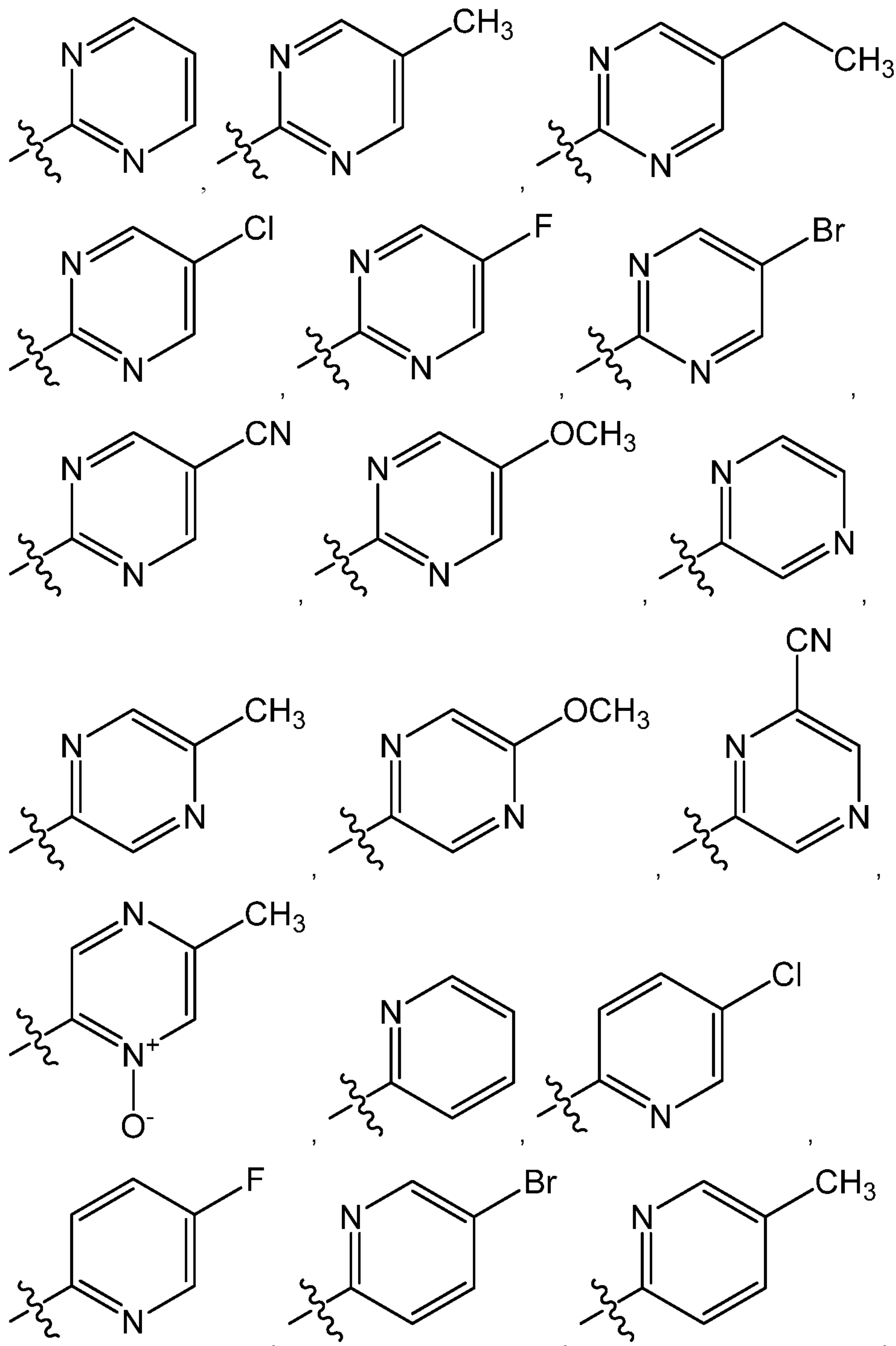
[090] 28. The compound of any one of embodiments 1-22 or the pharmaceutically acceptable salt thereof, the tautomer thereof, the pharmaceutically acceptable salt of the tautomer, or the mixture thereof, wherein Q is a pyrimidinyl, pyridinyl, or pyrazinyl group and Q is unsubstituted or is substituted with 1, 2, or 3 R^Q substituents.

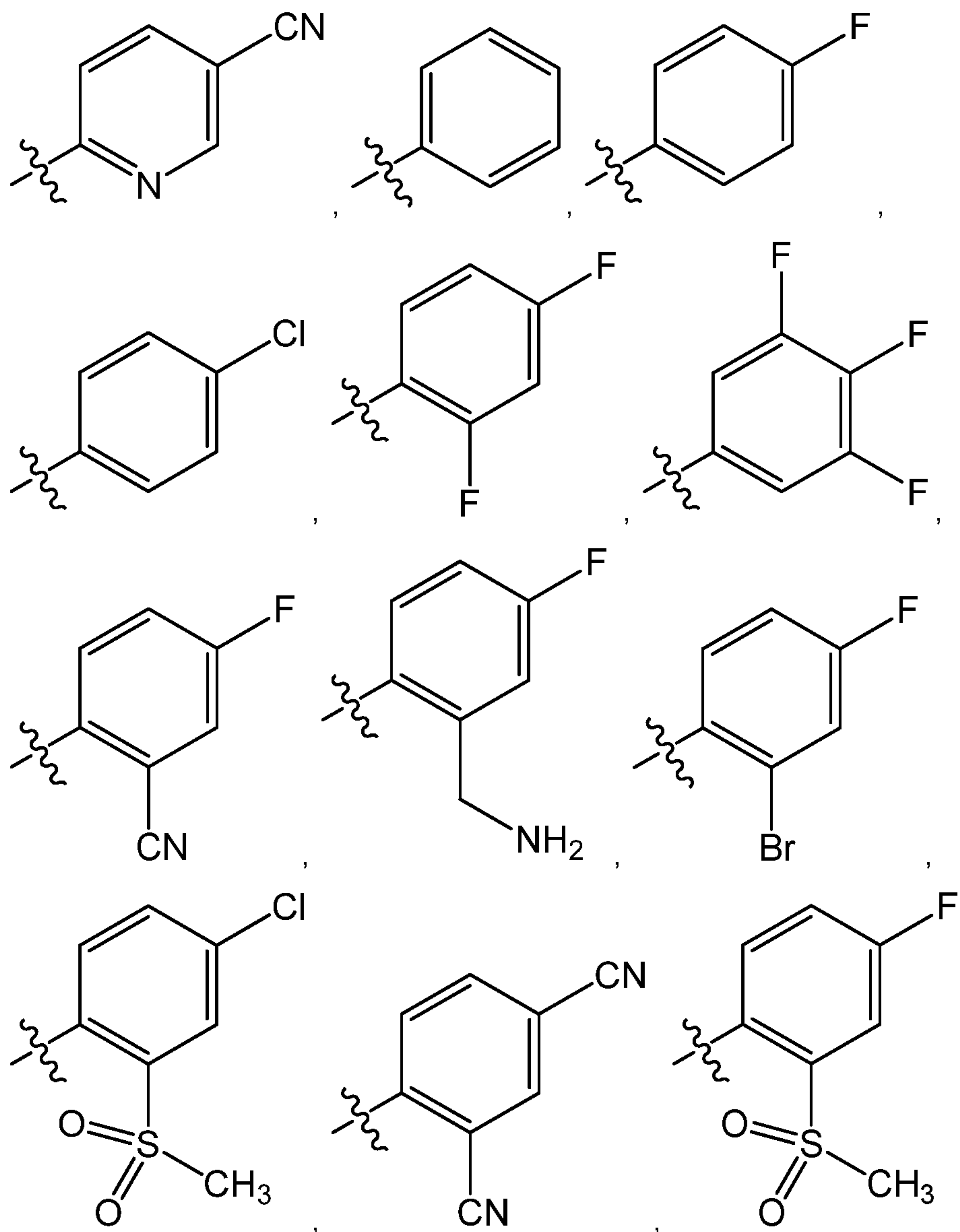
[091] 29. The compound of any one of embodiments 1-22 or the pharmaceutically acceptable salt thereof, the tautomer thereof, the pharmaceutically acceptable salt of the tautomer, or the mixture thereof, wherein Q is a pyrimidinyl group and Q is unsubstituted or is substituted with 1, 2, or 3 R^Q substituents.

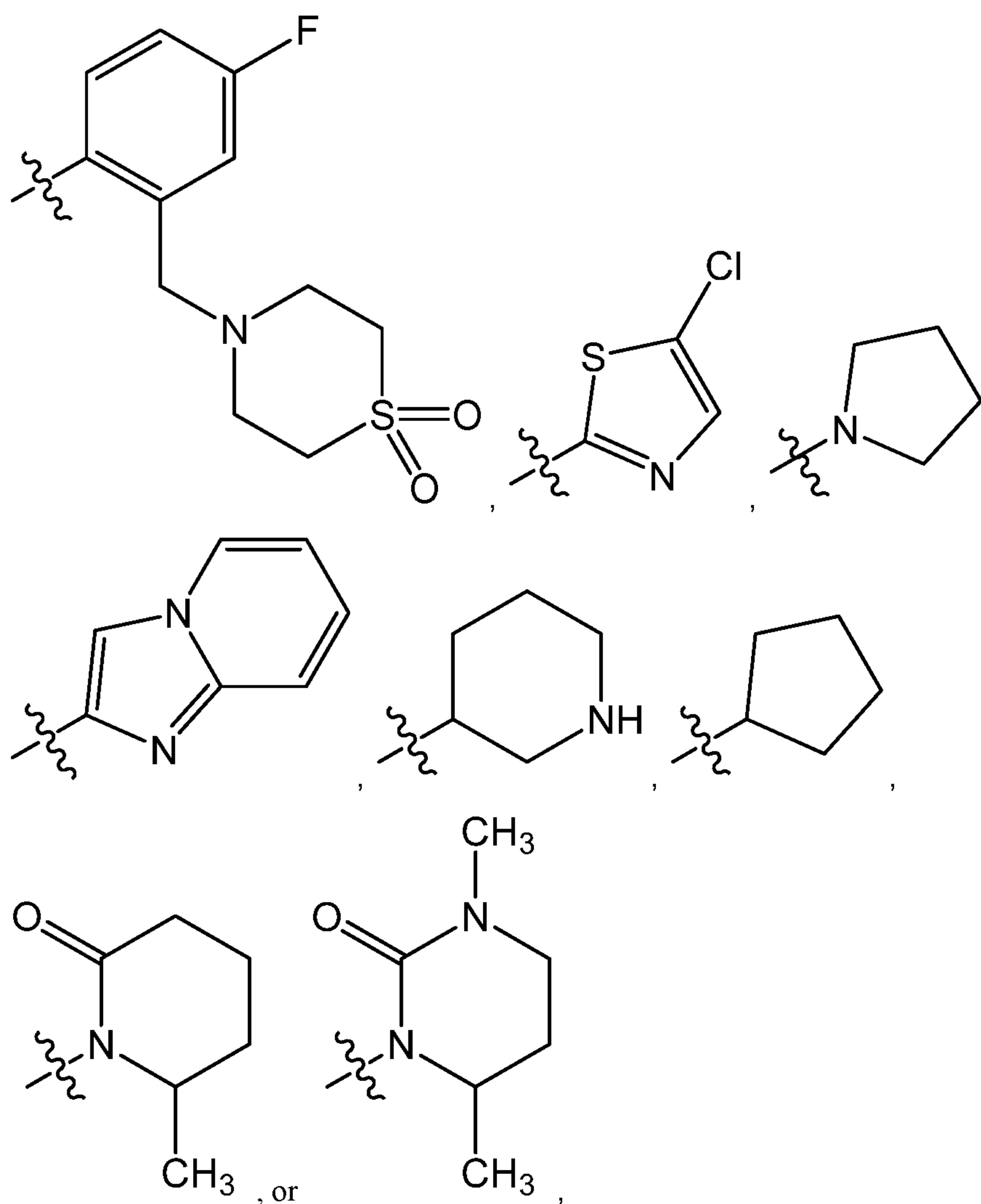
[092] 30. The compound of any one of embodiments 1-29 or the pharmaceutically acceptable salt thereof, the tautomer thereof, the pharmaceutically acceptable salt of the tautomer, or the mixture thereof, wherein R^Q in each instance is independently selected from -F, -Cl, -Br, -CN, -C₁-C₆ alkyl, -C₁-C₆ haloalkyl, -C₁-C₆ perhaloalkyl, -O-(C₁-C₆ alkyl), -O-(C₁-C₆ haloalkyl), or -O-(C₁-C₆ perhaloalkyl).

[093] 31. The compound of any one of embodiments 1-29 or the pharmaceutically acceptable salt thereof, the tautomer thereof, the pharmaceutically acceptable salt of the tautomer, or the mixture thereof, wherein R^Q in each instance is independently selected from -F, -Cl, -Br, -CN, -OCH₃, or -CH₃.

[094] 32. The compound of any one of embodiments 1-22 or the pharmaceutically acceptable salt thereof, the tautomer thereof, the pharmaceutically acceptable salt of the tautomer, or the mixture thereof, wherein Q is selected from

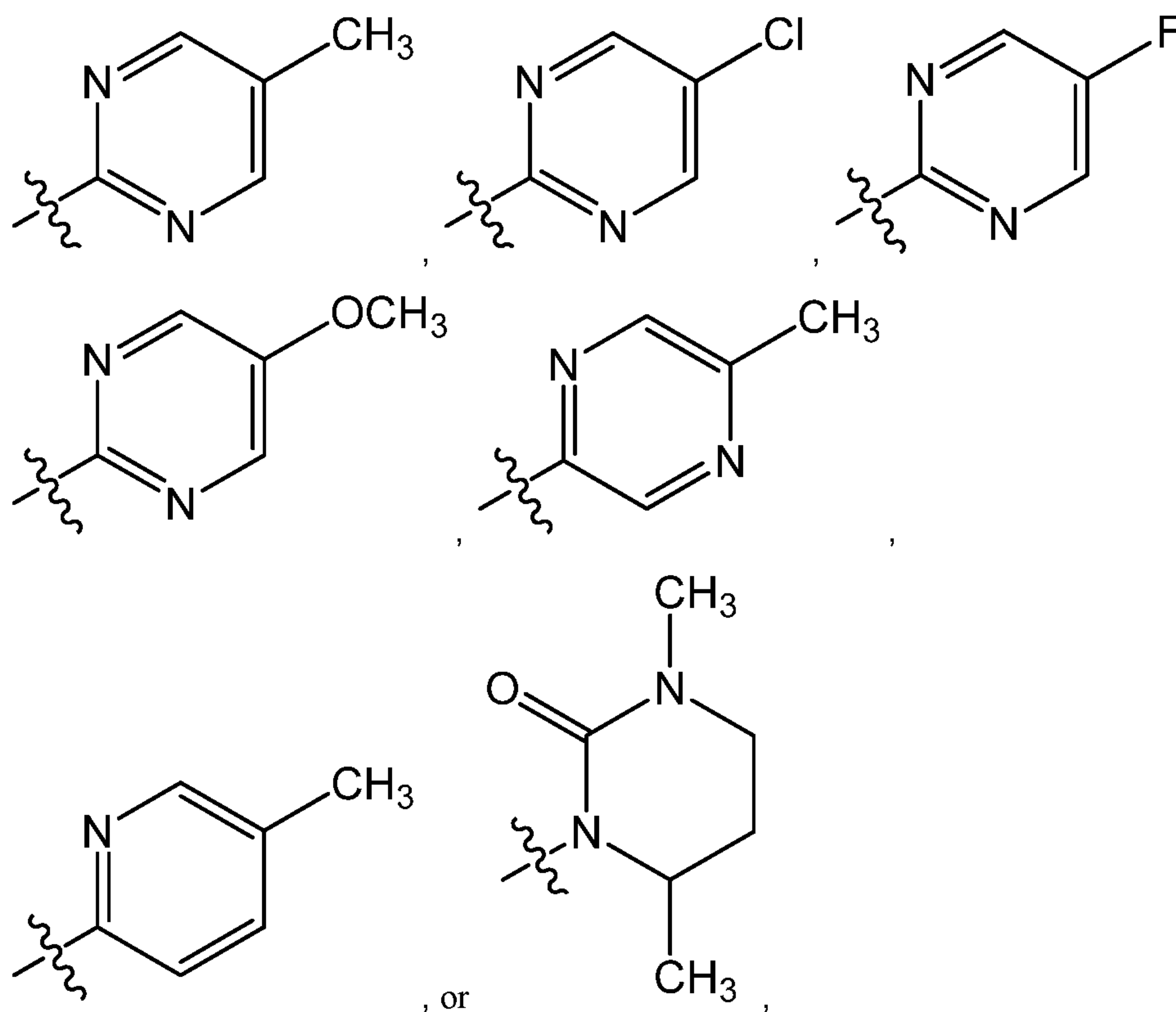







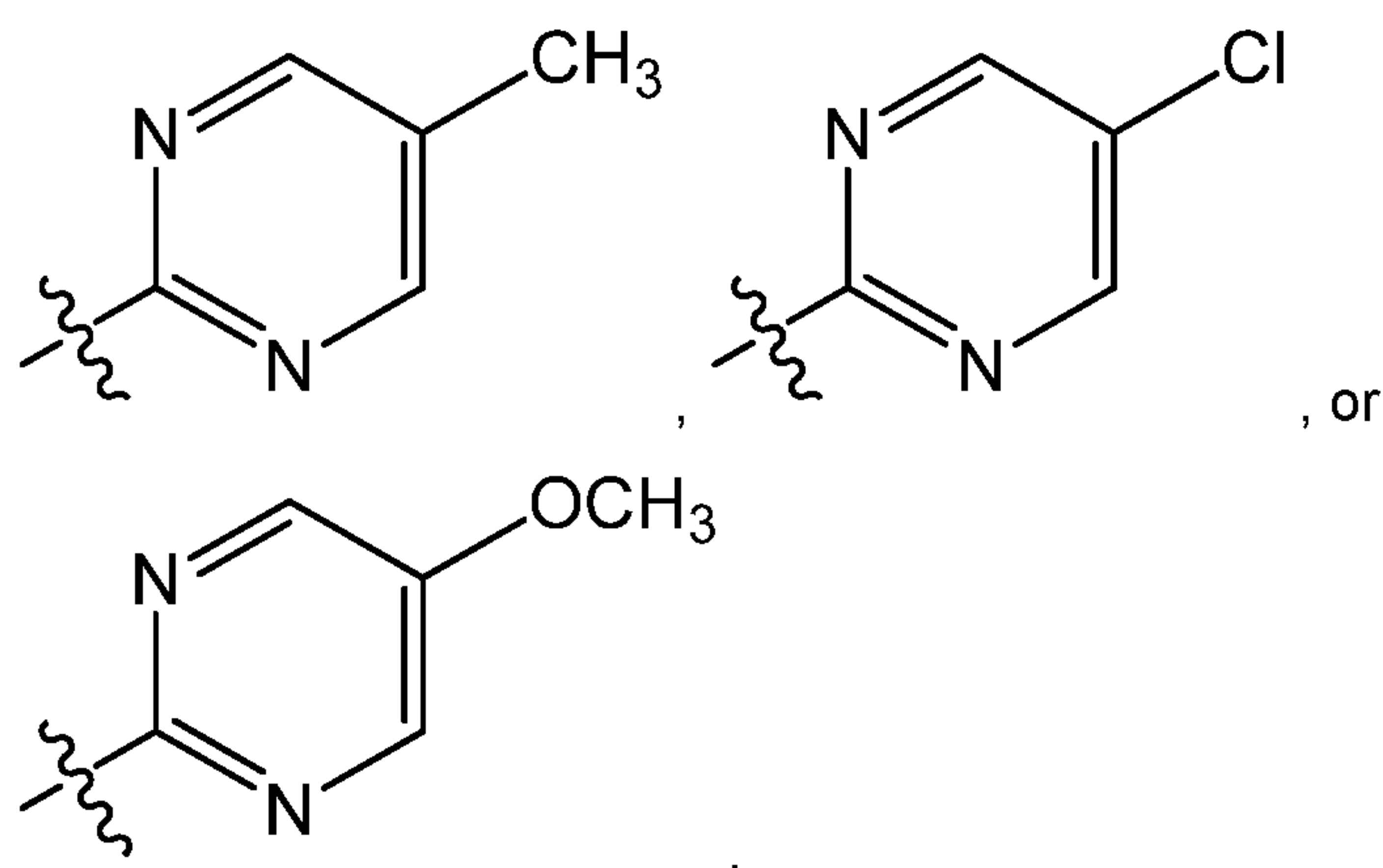
wherein the symbol \sim , when drawn across a bond, indicates the point of attachment to the rest of the molecule.


[095] 33. The compound of any one of embodiments 1-22 or the pharmaceutically acceptable salt thereof, the tautomer thereof, the pharmaceutically acceptable salt of the tautomer, or the mixture thereof, wherein Q is selected from



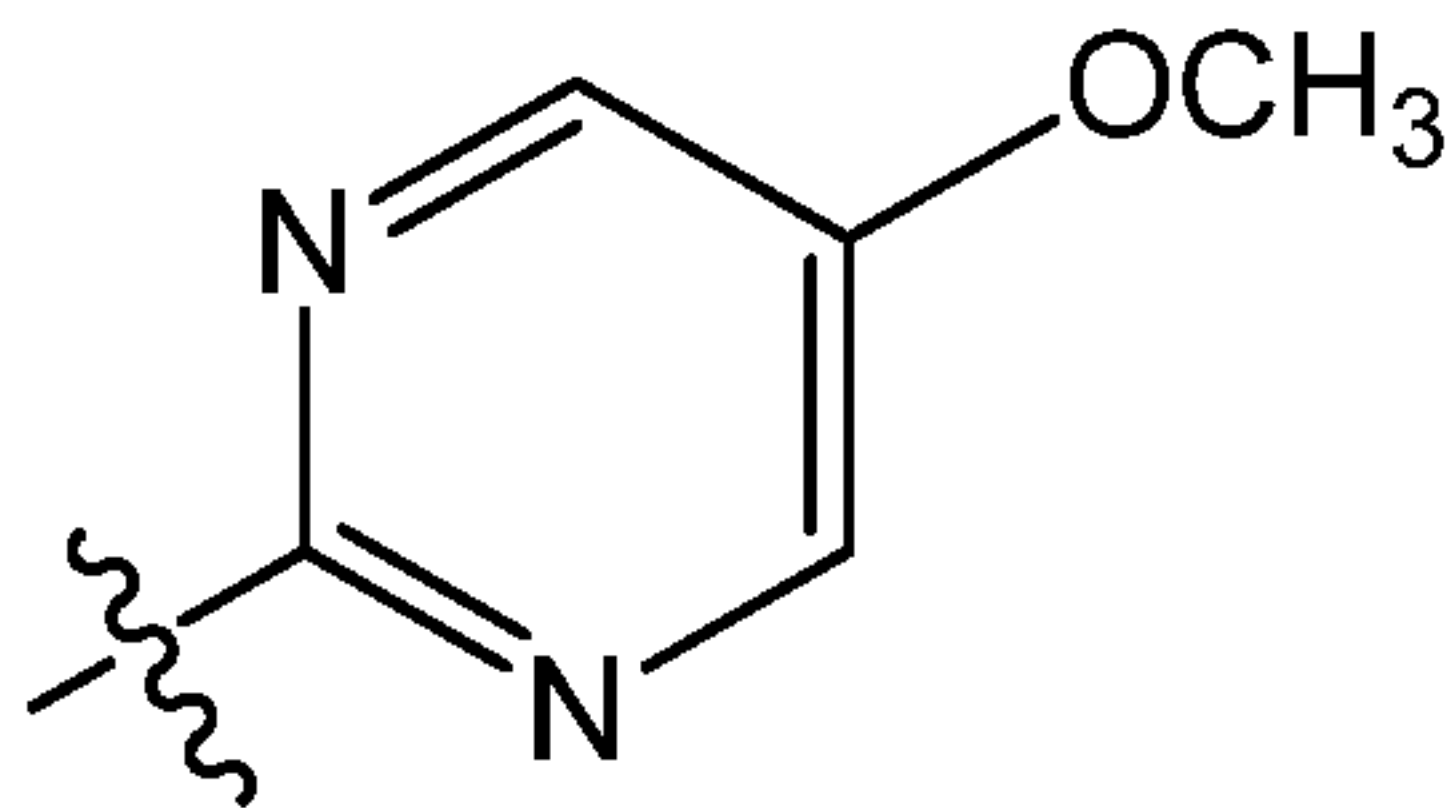
wherein the symbol , when drawn across a bond, indicates the point of attachment to the rest of the molecule.


[096] 34. The compound of any one of embodiments 1-22 or the pharmaceutically acceptable salt thereof, the tautomer thereof, the pharmaceutically acceptable salt of the tautomer, or the mixture thereof, wherein Q is selected from



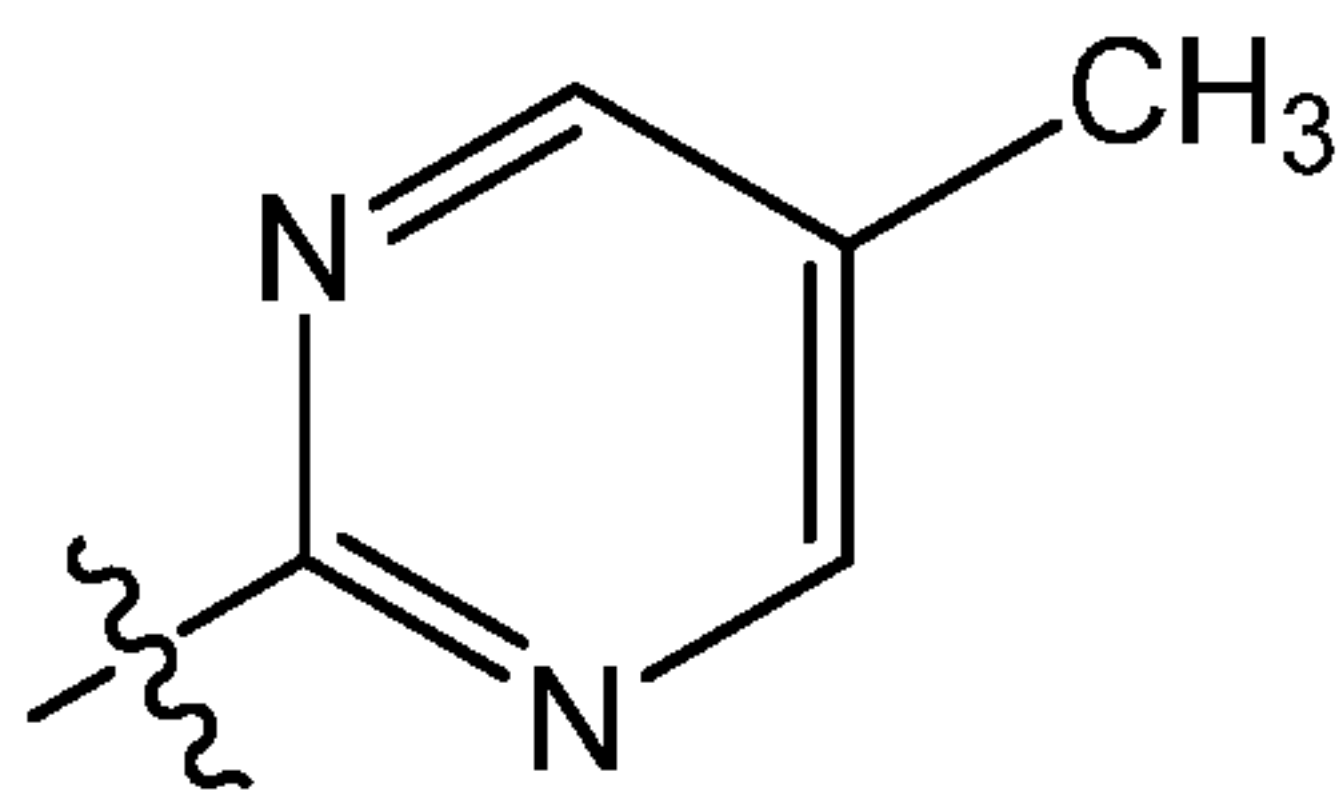
wherein the symbol , when drawn across a bond, indicates the point of attachment to the rest of the molecule.


[097] 35. The compound of embodiment 34 or the pharmaceutically acceptable salt thereof, the tautomer thereof, the pharmaceutically acceptable salt of the tautomer, or the mixture thereof, wherein Q is



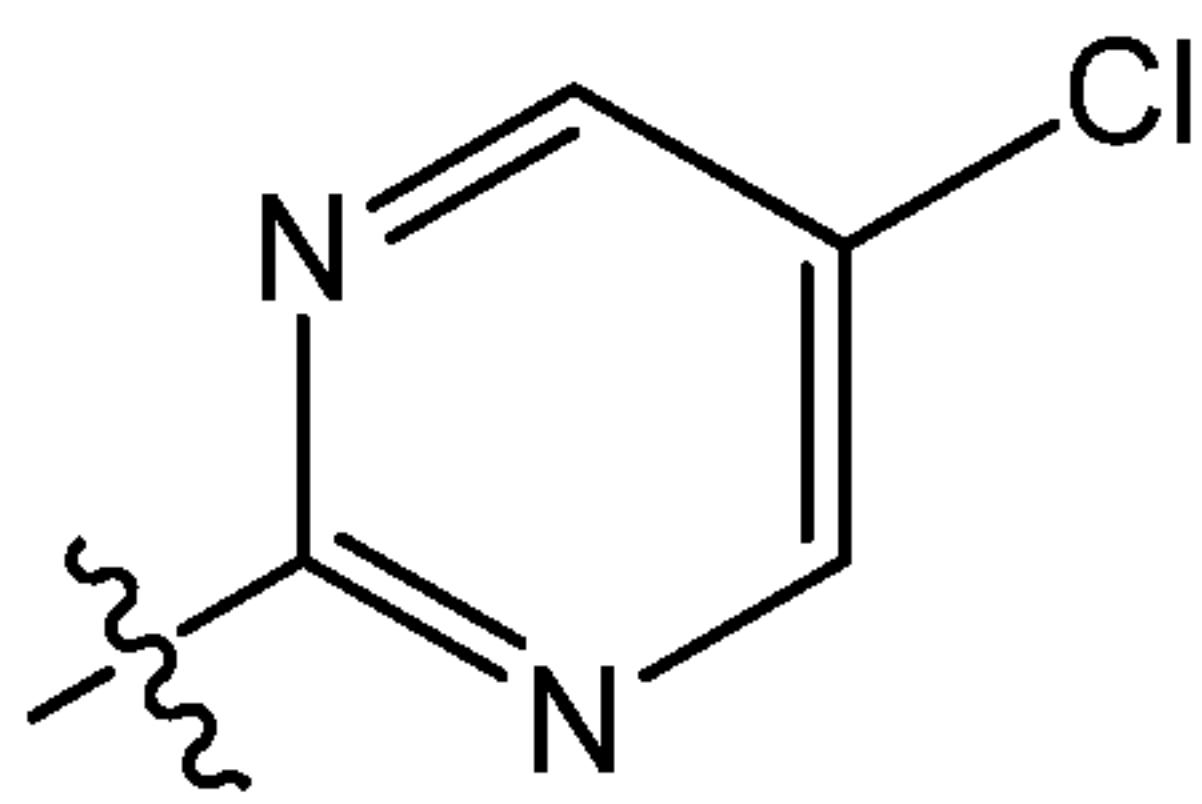
wherein the symbol , when drawn across a bond, indicates the point of attachment to the rest of the molecule.


[098] 36. The compound of embodiment 34 or the pharmaceutically acceptable salt thereof, the tautomer thereof, the pharmaceutically acceptable salt of the tautomer, or the mixture thereof, wherein Q is



wherein the symbol , when drawn across a bond, indicates the point of attachment to the rest of the molecule.

[099] 37. The compound of embodiment 34 or the pharmaceutically acceptable salt thereof, the tautomer thereof, the pharmaceutically acceptable salt of the tautomer, or the mixture thereof, wherein Q is



wherein the symbol , when drawn across a bond, indicates the point of attachment to the rest of the molecule.

[0100] 38. The compound of any one of embodiments 1-37 or the pharmaceutically acceptable salt thereof, the tautomer thereof, the pharmaceutically acceptable salt of the tautomer, or the mixture thereof, wherein R^3 is a group of formula $-(CR^{3d}R^{3e})-(CR^{3f}R^{3g})-Q$.

[0101] 39. The compound of embodiment 38 or the pharmaceutically acceptable salt thereof, the tautomer thereof, the pharmaceutically acceptable salt of the tautomer, or the mixture thereof, wherein R^3 is a group of formula $-(CR^{3d}R^{3e})-(CR^{3f}R^{3g})-Q$, and further wherein,

R^{3d} and R^{3e} are independently selected from $-H$ or $-C_1-C_6$ alkyl; and

R^{3f} and R^{3g} are independently selected from $-H$, $-C_1-C_6$ alkyl or $-O-(C_1-C_6$ alkyl).

[0102] 40. The compound of embodiment 38 or the pharmaceutically acceptable salt thereof, the tautomer thereof, the pharmaceutically acceptable salt of the tautomer, or the mixture thereof, wherein R^3 is a group of formula $-(CR^{3d}R^{3e})-(CR^{3f}R^{3g})-Q$, and further wherein,

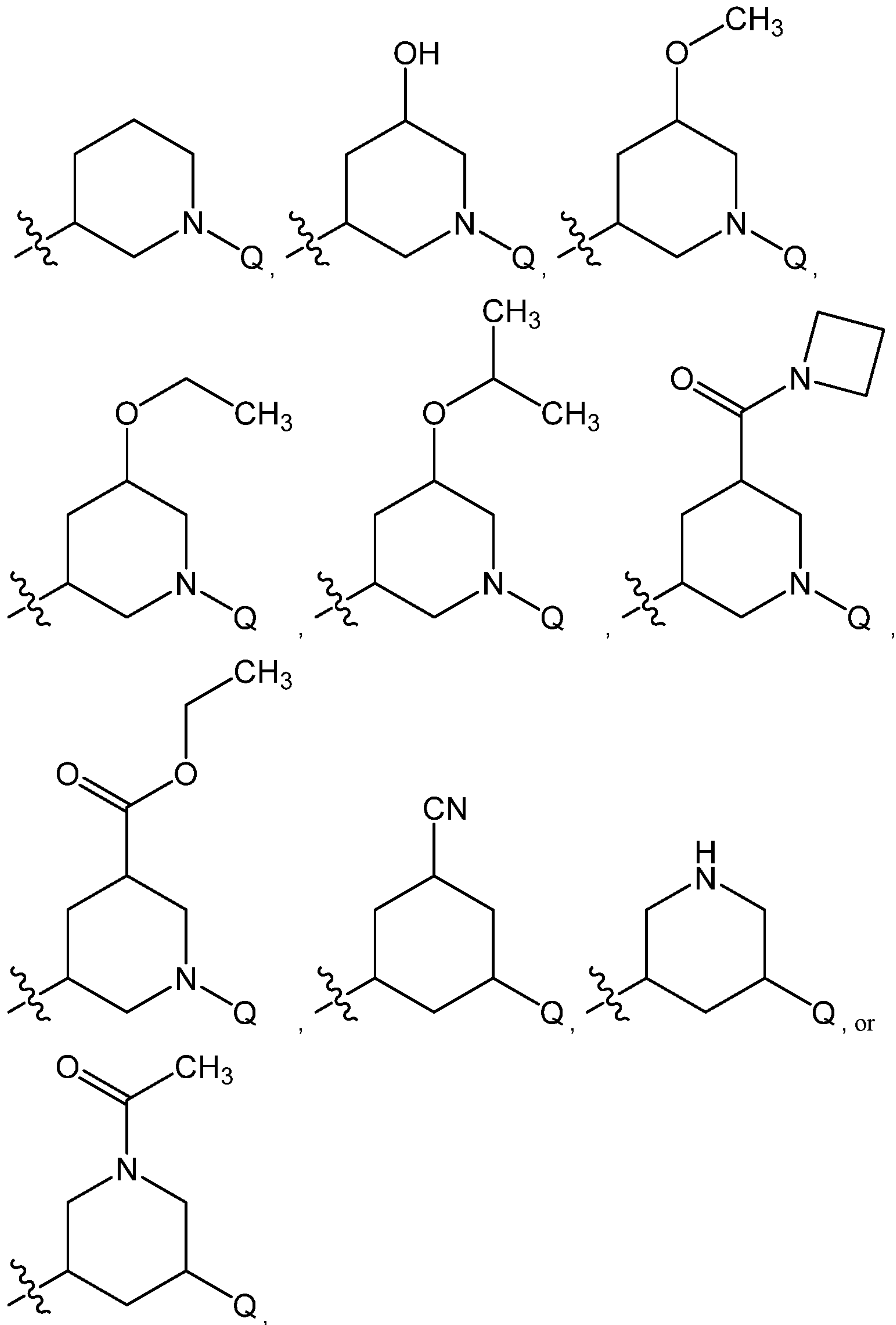
R^{3d} and R^{3e} are independently selected from $-H$ or $-CH_3$; and


R^{3f} and R^{3g} are independently selected from $-H$, $-CH_3$, $-O-CH_3$, or $-O-CH(CH_3)_2$.

[0103] 41. The compound of any one of embodiments 38-40 or the pharmaceutically acceptable salt thereof, the tautomer thereof, the pharmaceutically acceptable salt of the tautomer, or the mixture thereof, wherein at least one of R^{3d} , R^{3e} , R^{3f} , or R^{3g} is not $-H$.

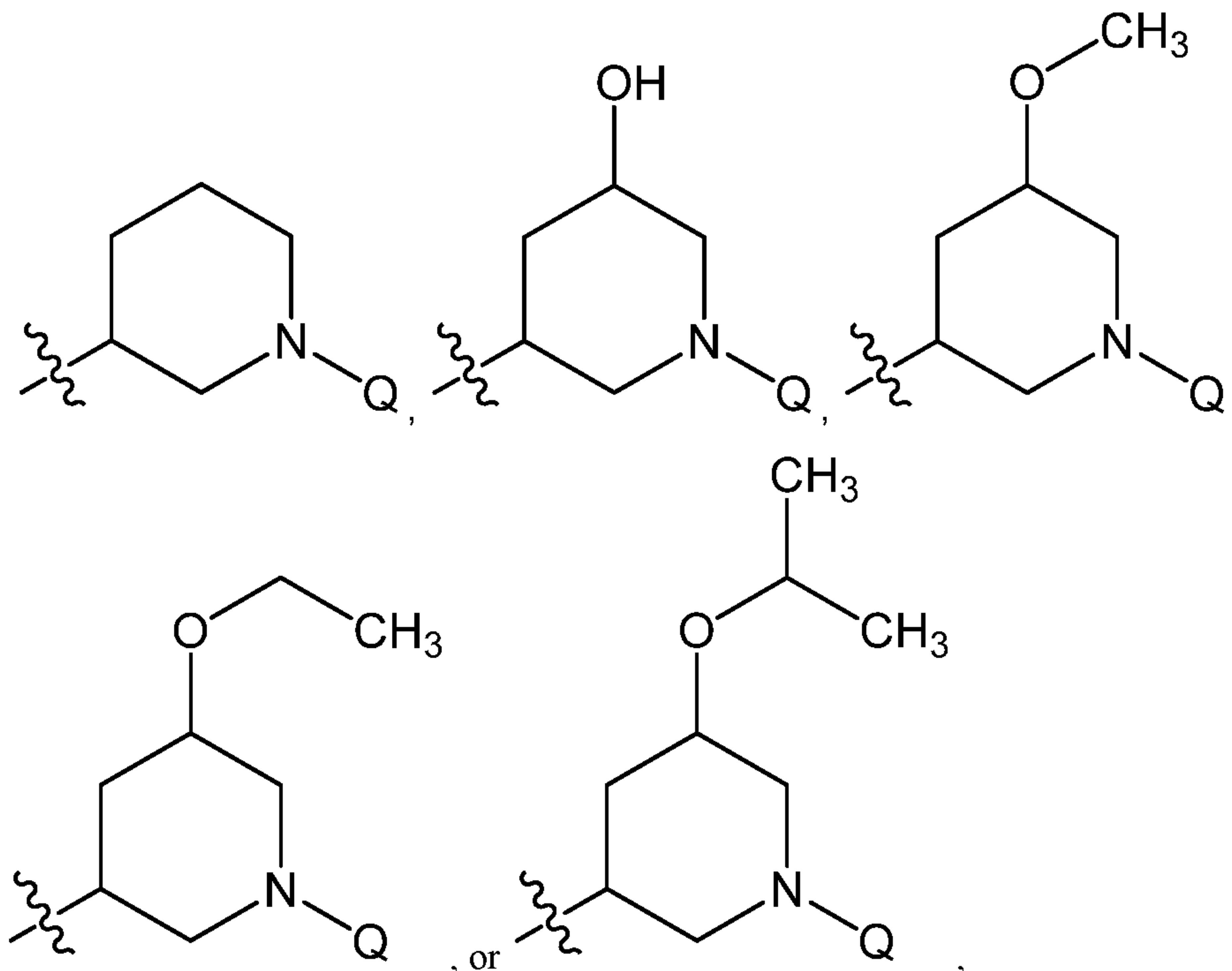
[0104] 42. The compound of any one of embodiments 38-41 or the pharmaceutically acceptable salt thereof, the tautomer thereof, the pharmaceutically acceptable salt of the tautomer, or the mixture thereof, wherein at least one of R^{3d} , R^{3e} , R^{3f} , or R^{3g} is a $-C_1-C_6$ alkyl.


[0105] 43. The compound of any one of embodiments 1-37 or the pharmaceutically acceptable salt thereof, the tautomer thereof, the pharmaceutically acceptable salt of the tautomer, or the mixture thereof, wherein R^3 is selected from



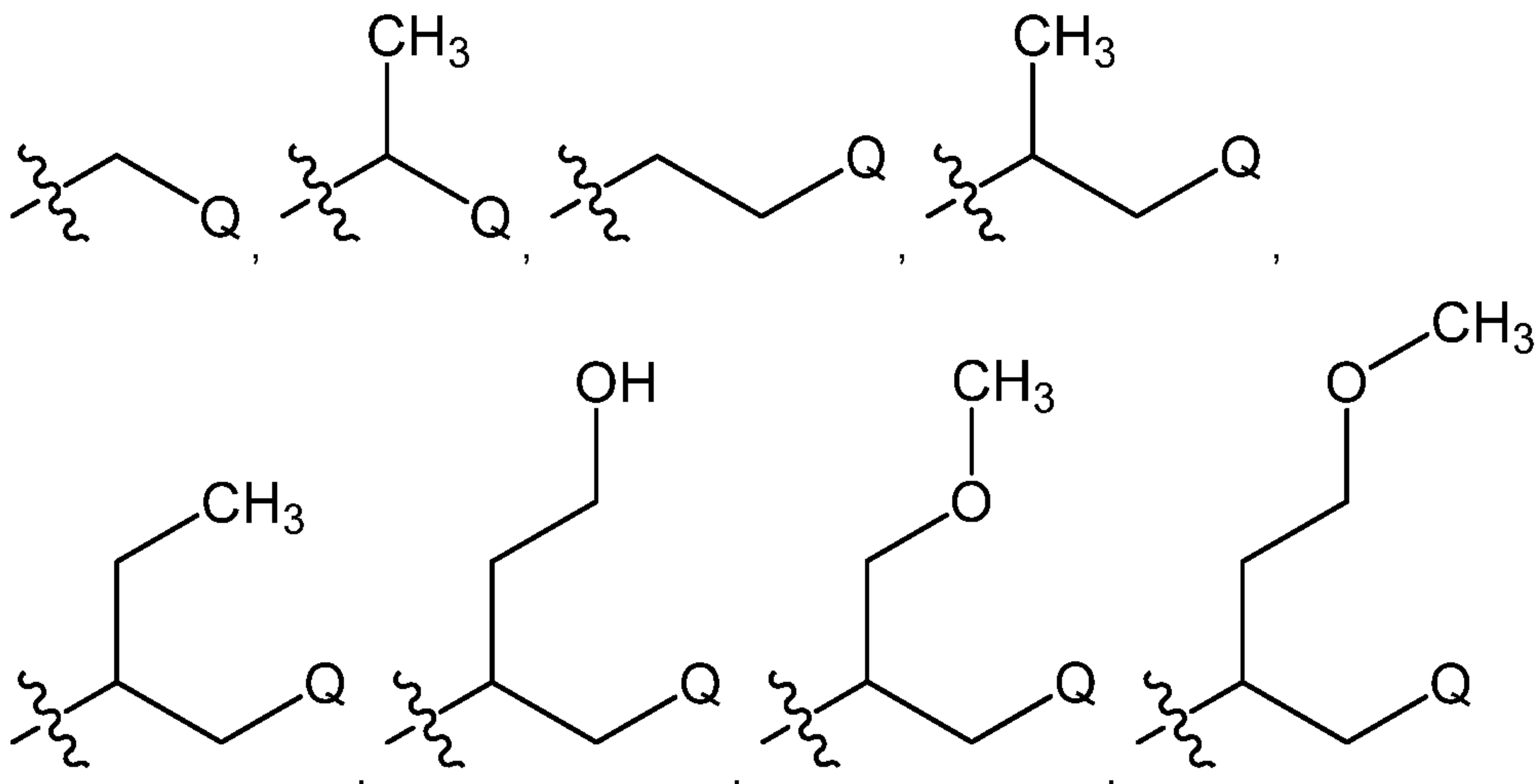
wherein the symbol , when drawn across a bond, indicates the point of attachment to the rest of the molecule.

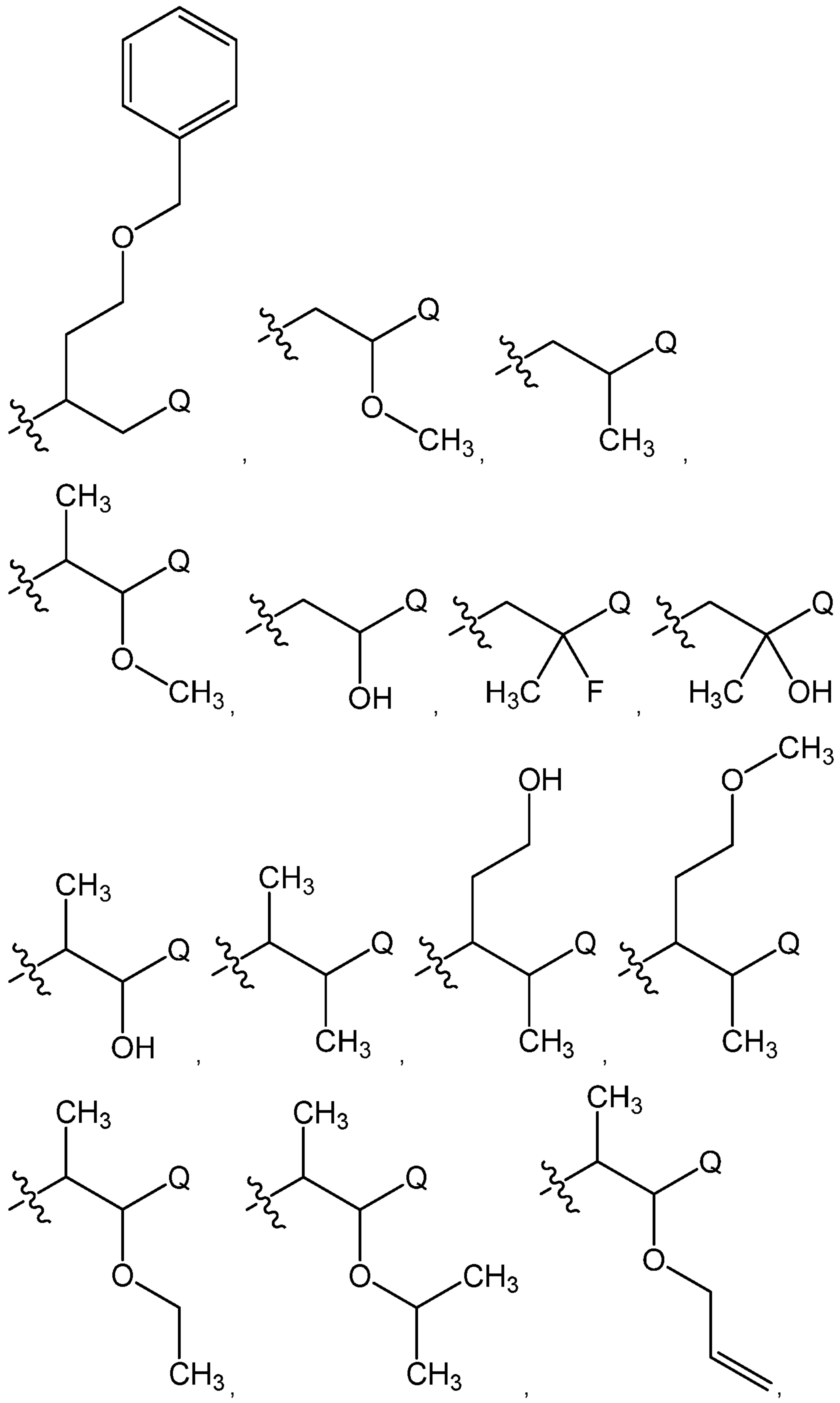
[0106] 44. The compound of any one of embodiments 1-37 or the pharmaceutically acceptable salt thereof, the tautomer thereof, the pharmaceutically acceptable salt of the tautomer, or the mixture thereof, wherein R^3 is selected from

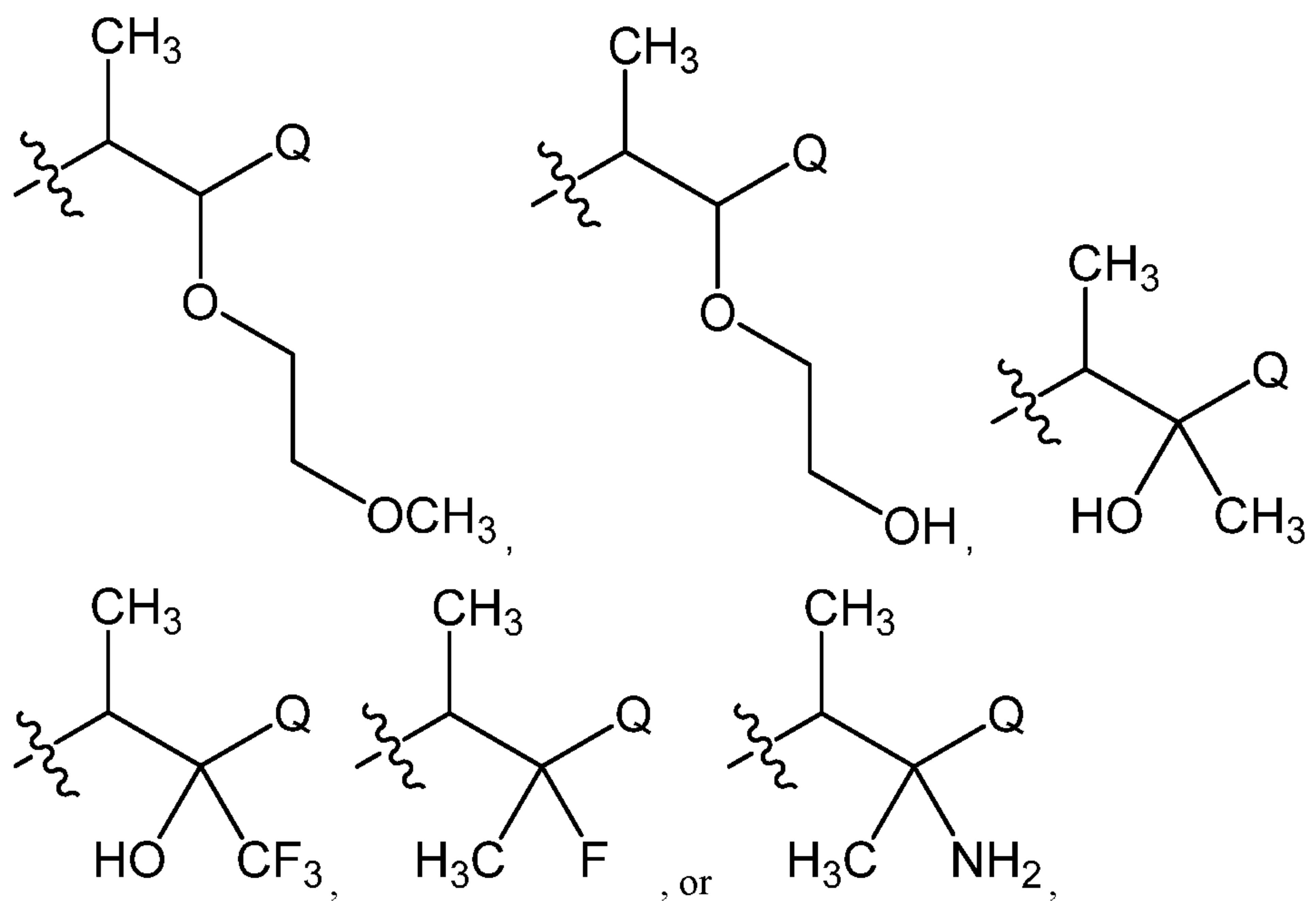


wherein the symbol , when drawn across a bond, indicates the point of attachment to the rest of the molecule.

[0107] 45. The compound of any one of embodiments 1-37 or the pharmaceutically acceptable salt thereof, the tautomer thereof, the pharmaceutically acceptable salt of the tautomer, or the mixture thereof, wherein R^3 is selected from

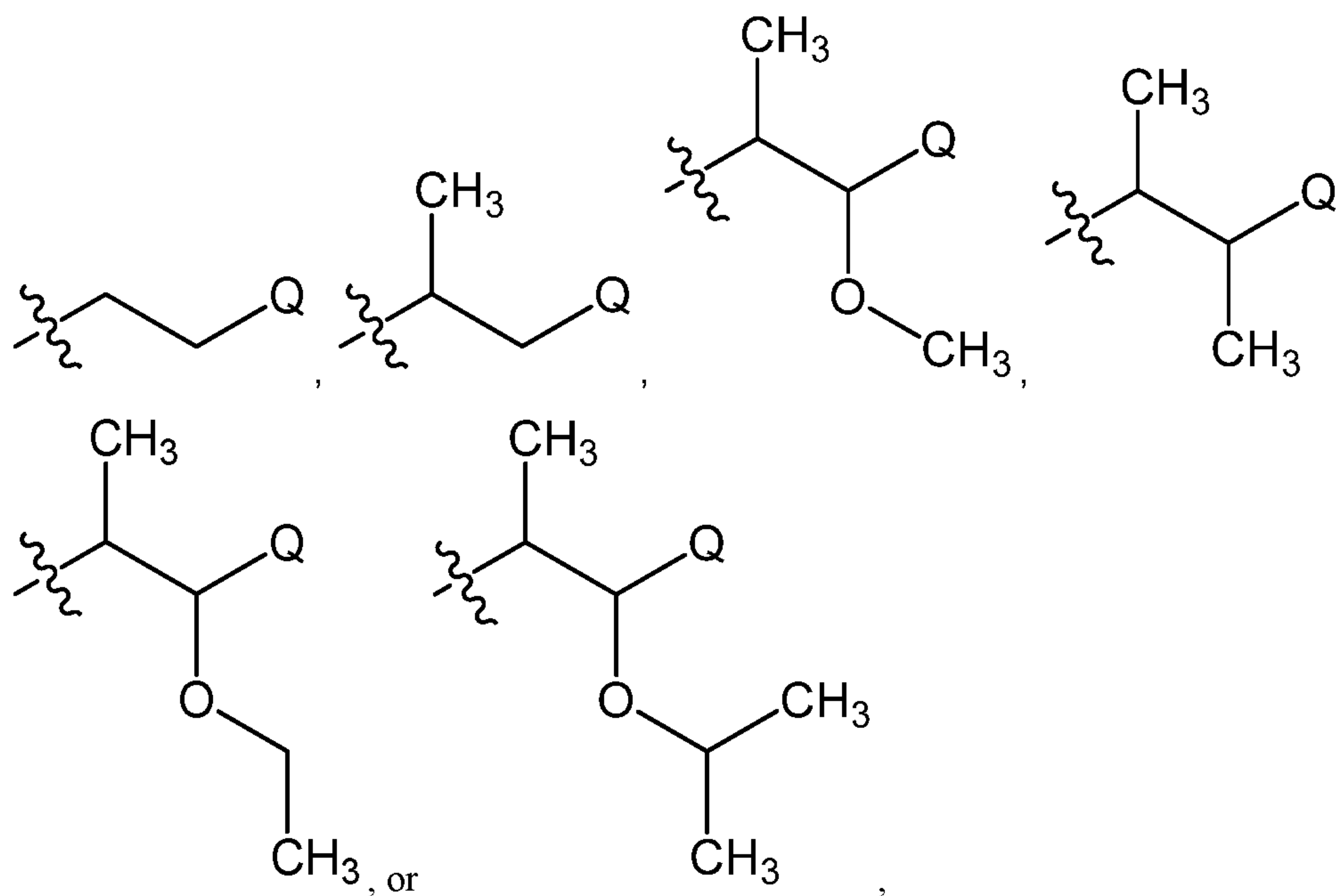







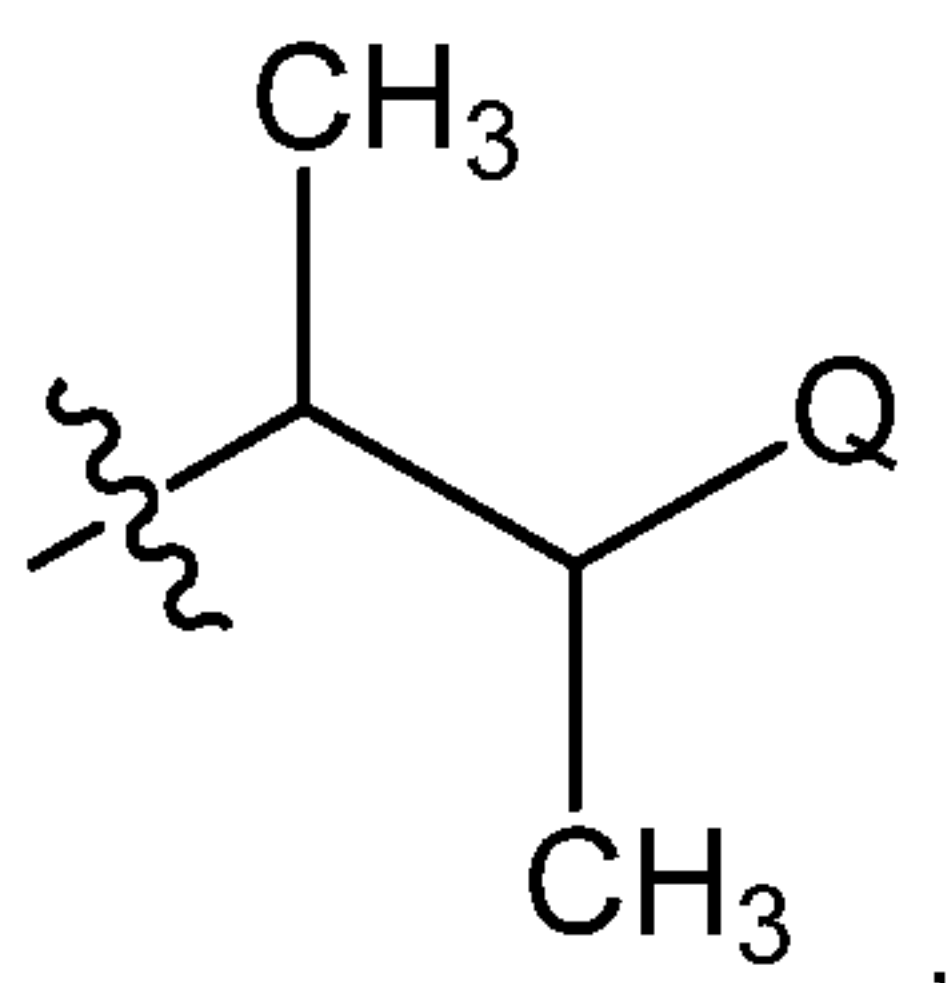
wherein the symbol , when drawn across a bond, indicates the point of attachment to the rest of the molecule.


[0108] 46. The compound of any one of embodiments 1-37 or the pharmaceutically acceptable salt thereof, the tautomer thereof, the pharmaceutically acceptable salt of the tautomer, or the mixture thereof, wherein R³ is selected from



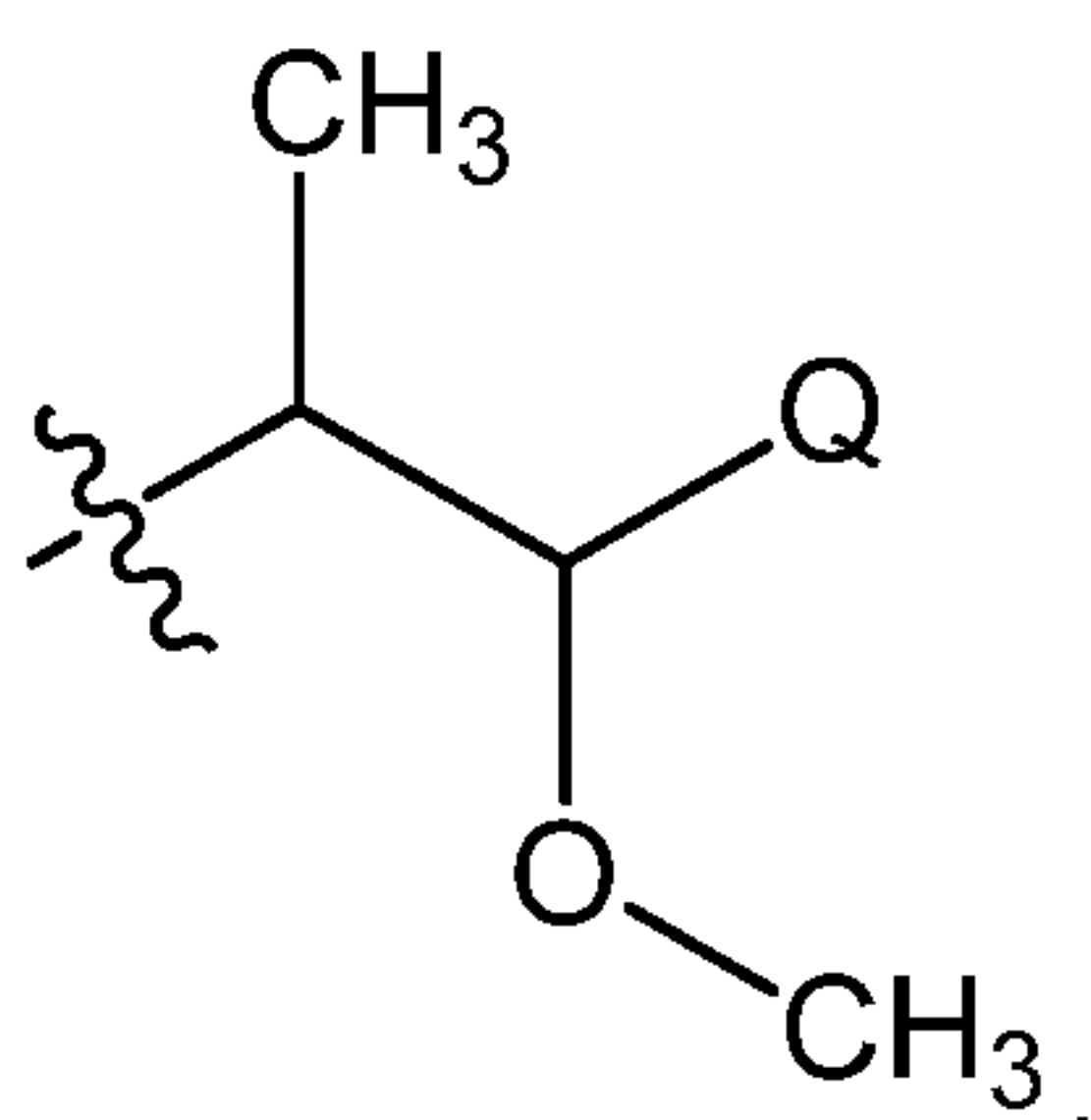
wherein the symbol , when drawn across a bond, indicates the point of attachment to the rest of the molecule.


[0109] 47. The compound of any one of embodiments 1-37 or the pharmaceutically acceptable salt thereof, the tautomer thereof, the pharmaceutically acceptable salt of the tautomer, or the mixture thereof, wherein R³ is



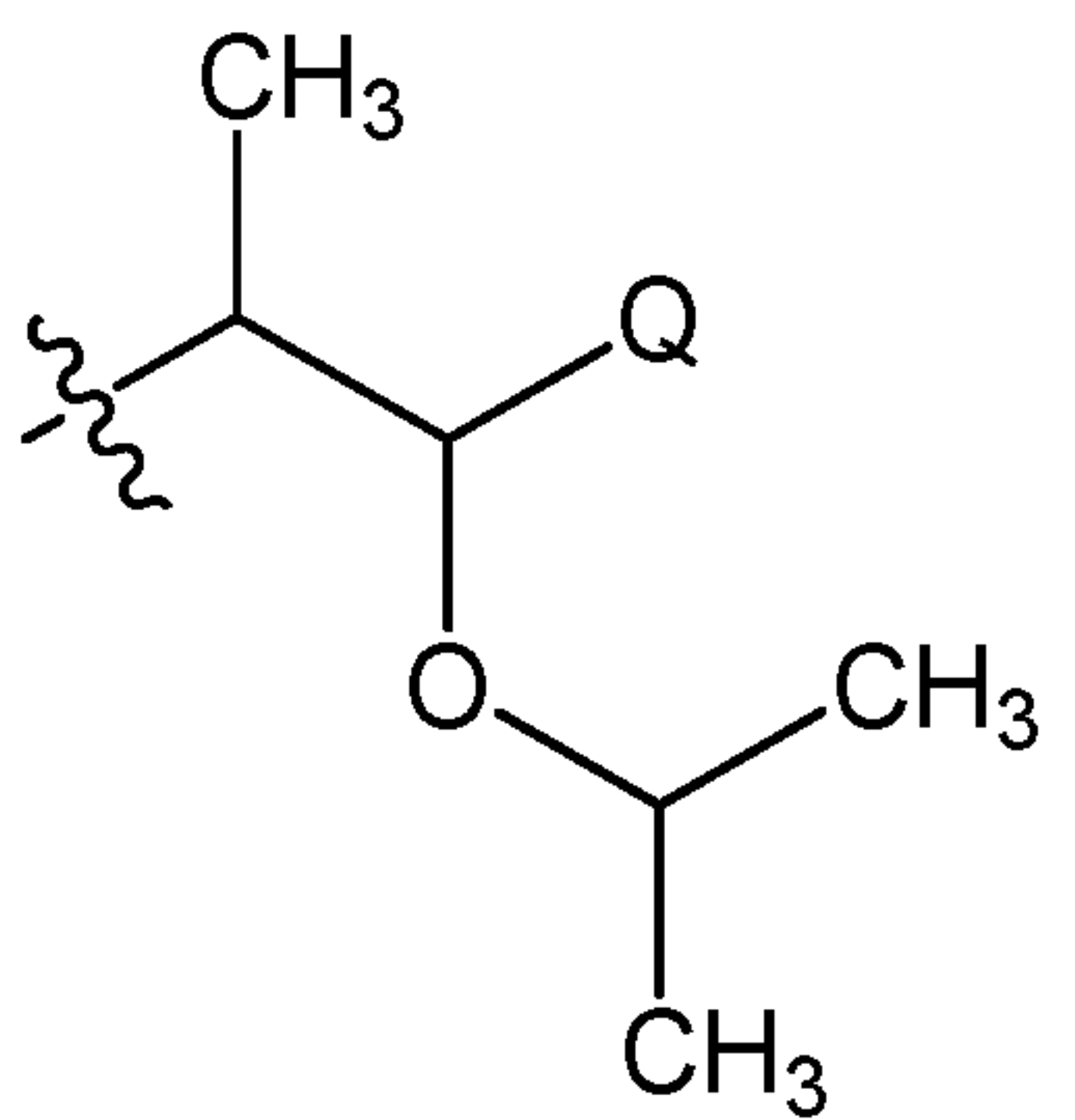
wherein the symbol , when drawn across a bond, indicates the point of attachment to the rest of the molecule.


[0110] 48. The compound of any one of embodiments 1-37 or the pharmaceutically acceptable salt thereof, the tautomer thereof, the pharmaceutically acceptable salt of the tautomer, or the mixture thereof, wherein R³ is



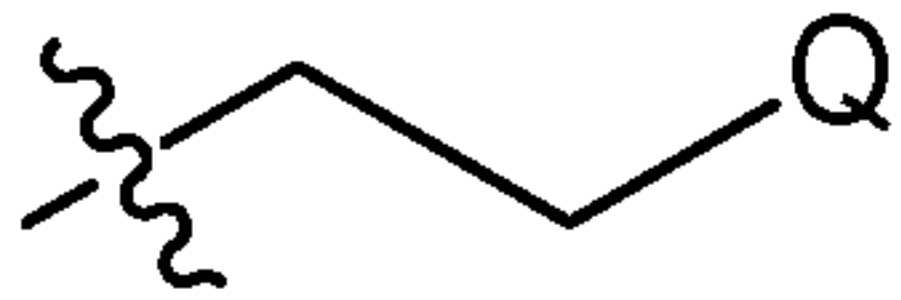
wherein the symbol , when drawn across a bond, indicates the point of attachment to the rest of the molecule.


[0111] 49. The compound of any one of embodiments 1-37 or the pharmaceutically acceptable salt thereof, the tautomer thereof, the pharmaceutically acceptable salt of the tautomer, or the mixture thereof, wherein R³ is



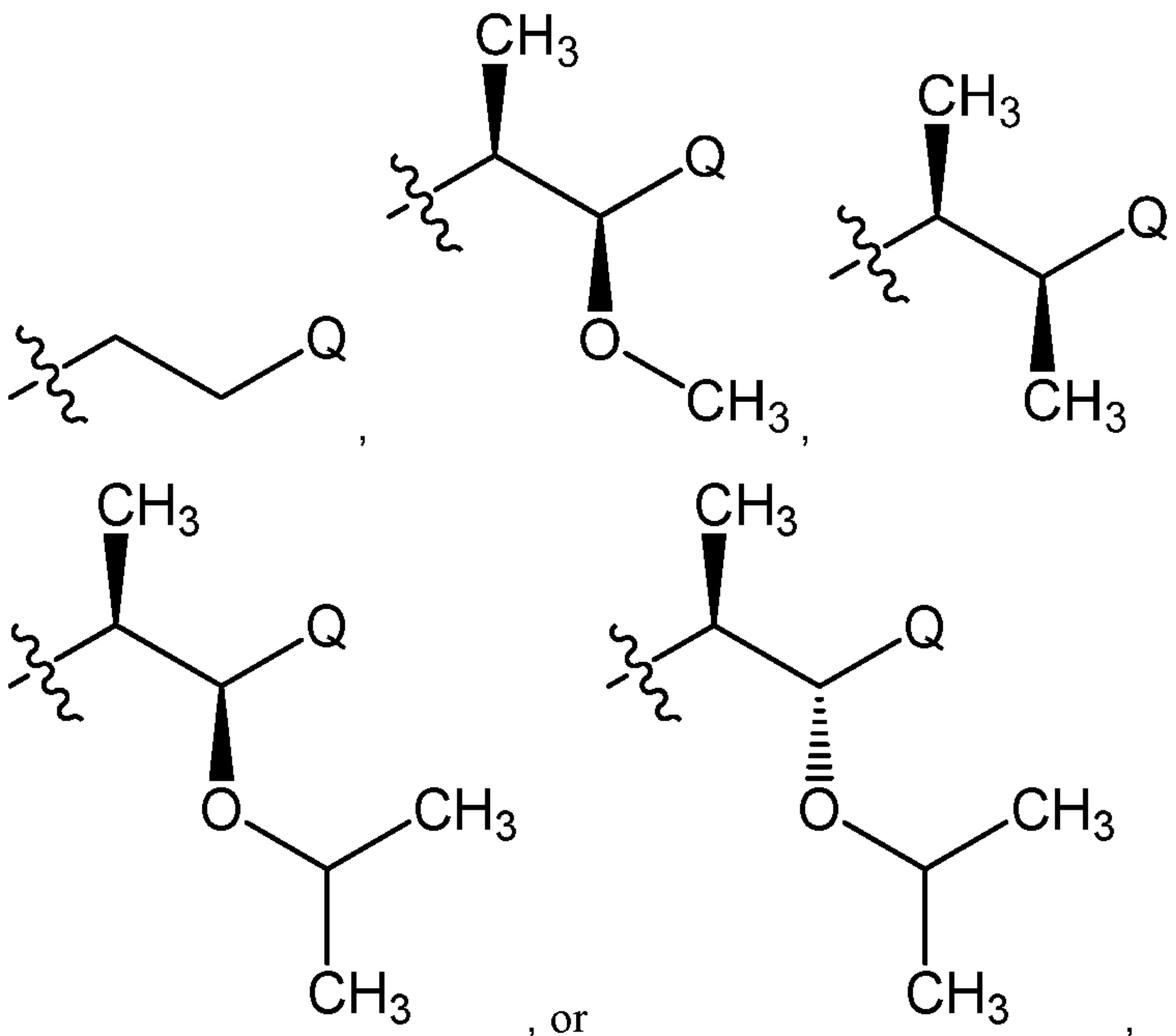
wherein the symbol , when drawn across a bond, indicates the point of attachment to the rest of the molecule.


[0112] 50. The compound of any one of embodiments 1-37 or the pharmaceutically acceptable salt thereof, the tautomer thereof, the pharmaceutically acceptable salt of the tautomer, or the mixture thereof, wherein R³ is



wherein the symbol , when drawn across a bond, indicates the point of attachment to the rest of the molecule.

[0113] 51. The compound of any one of embodiments 1-37 or the pharmaceutically acceptable salt thereof, the tautomer thereof, the pharmaceutically acceptable salt of the tautomer, or the mixture thereof, wherein R³ is selected from



wherein the symbol , when drawn across a bond, indicates the point of attachment to the rest of the molecule.

[0114] 52. The compound of embodiment 1, wherein the compound is selected from

(2S,3R)-N-((5R)-5-(methoxymethyl)-5,6-dihydro[1,2,4]triazolo[4,3-d][1,4]benzoxazepin-3-yl)-3-(5-methoxy-2-pyrimidinyl)-2-butanefulfonamide;

(2S,3R)-N-((5S)-5-(methoxymethyl)-5,6-dihydro[1,2,4]triazolo[4,3-d][1,4]benzoxazepin-3-yl)-3-(5-methoxy-2-pyrimidinyl)-2-butanefulfonamide;

(2S,3R)-N-((5R)-10-methoxy-5-(methoxymethyl)-5,6-dihydropyrido[2,3-f][1,2,4]triazolo[4,3-d][1,4]oxazepin-3-yl)-3-(5-methoxy-2-pyrimidinyl)-2-butanefulfonamide;

(2S,3R)-N-((5S)-10-methoxy-5-(methoxymethyl)-5,6-dihydropyrido[2,3-f][1,2,4]triazolo[4,3-d][1,4]oxazepin-3-yl)-3-(5-methoxy-2-pyrimidinyl)-2-butanefulfonamide;

(1S,2S)-N-((5R)-5-(methoxymethyl)-5,6-dihydro[1,2,4]triazolo[4,3-d][1,4]benzoxazepin-3-yl)-1-(5-methyl-2-pyrimidinyl)-1-(2-propoxy)-2-propanefulfonamide;

(1S,2S)-N-((5S)-5-(methoxymethyl)-5,6-dihydro[1,2,4]triazolo[4,3-d][1,4]benzoxazepin-3-yl)-1-(5-methyl-2-pyrimidinyl)-1-(2-propoxy)-2-propanefulfonamide;

(2S,3R)-N-((5R)-8-methoxy-5-(methoxymethyl)-5,6-dihydro[1,2,4]triazolo[4,3-d][1,4]benzoxazepin-3-yl)-3-(5-methoxy-2-pyrimidinyl)-2-butanefulfonamide;

(2S,3R)-N-((5S)-8-methoxy-5-(methoxymethyl)-5,6-dihydro[1,2,4]triazolo[4,3-d][1,4]benzoxazepin-3-yl)-3-(5-methoxy-2-pyrimidinyl)-2-butanefulfonamide;

(2S,3R)-N-((5R)-10-methoxy-5-(methoxymethyl)-5,6-dihydropyrido[2,3-f][1,2,4]triazolo[4,3-d][1,4]oxazepin-3-yl)-3-(5-methyl-2-pyrimidinyl)-2-butanefulfonamide;

(2S,3R)-N-((5S)-10-methoxy-5-(methoxymethyl)-5,6-dihydropyrido[2,3-f][1,2,4]triazolo[4,3-d][1,4]oxazepin-3-yl)-3-(5-methyl-2-pyrimidinyl)-2-butanefulfonamide;

(1S,2S)-N-((5R)-10-methoxy-5-(methoxymethyl)-5,6-dihydropyrido[2,3-f][1,2,4]triazolo[4,3-d][1,4]oxazepin-3-yl)-1-(5-methyl-2-pyrimidinyl)-1-(2-propoxy)-2-propanefulfonamide;

(1S,2S)-N-((5S)-10-methoxy-5-(methoxymethyl)-5,6-dihydropyrido[2,3-f][1,2,4]triazolo[4,3-d][1,4]oxazepin-3-yl)-1-(5-methyl-2-pyrimidinyl)-1-(2-propoxy)-2-propanefulfonamide;

(1S,2S)-N-((5R)-9,10-difluoro-5-(methoxymethyl)-5,6-dihydro[1,2,4]triazolo[4,3-d][1,4]benzoxazepin-3-yl)-1-(5-methyl-2-pyrimidinyl)-1-(2-propanyloxy)-2-propanesulfonamide;

(1S,2S)-N-((5S)-9,10-difluoro-5-(methoxymethyl)-5,6-dihydro[1,2,4]triazolo[4,3-d][1,4]benzoxazepin-3-yl)-1-(5-methyl-2-pyrimidinyl)-1-(2-propanyloxy)-2-propanesulfonamide;

(1S,2S)-N-(5-methylidene-5,6-dihydro[1,2,4]triazolo[4,3-d][1,4]benzoxazepin-3-yl)-1-(5-methyl-2-pyrimidinyl)-1-(2-propanyloxy)-2-propanesulfonamide;

(1S,2S)-N-((R)-5-(hydroxymethyl)-10-methoxy-5,6-dihydropyrido[2,3-f][1,2,4]triazolo[4,3-d][1,4]oxazepin-3-yl)-1-isopropoxy-1-(5-methylpyrimidin-2-yl)propane-2-sulfonamide;

(1S,2S)-N-((S)-5-(hydroxymethyl)-10-methoxy-5,6-dihydropyrido[2,3-f][1,2,4]triazolo[4,3-d][1,4]oxazepin-3-yl)-1-isopropoxy-1-(5-methylpyrimidin-2-yl)propane-2-sulfonamide;

(1S,2S)-N-((R)-5-((4-fluorophenoxy)methyl)-5,6-dihydrobenzo[f][1,2,4]triazolo[4,3-d][1,4]oxazepin-3-yl)-1-isopropoxy-1-(5-methylpyrimidin-2-yl)propane-2-sulfonamide;

(1S,2S)-N-((S)-5-((4-fluorophenoxy)methyl)-5,6-dihydrobenzo[f][1,2,4]triazolo[4,3-d][1,4]oxazepin-3-yl)-1-isopropoxy-1-(5-methylpyrimidin-2-yl)propane-2-sulfonamide;

(1S,2S)-N-((5R)-10-fluoro-5-(methoxymethyl)-5,6-dihydro[1,2,4]triazolo[4,3-d][1,4]benzoxazepin-3-yl)-1-(5-methyl-2-pyrimidinyl)-1-(2-propanyloxy)-2-propanesulfonamide;

(1S,2S)-N-((5S)-10-fluoro-5-(methoxymethyl)-5,6-dihydro[1,2,4]triazolo[4,3-d][1,4]benzoxazepin-3-yl)-1-(5-methyl-2-pyrimidinyl)-1-(2-propanyloxy)-2-propanesulfonamide;

(1R,2S)-N-((5R)-10-fluoro-5-(methoxymethyl)-5,6-dihydro[1,2,4]triazolo[4,3-d][1,4]benzoxazepin-3-yl)-1-methoxy-1-(5-methyl-2-pyrimidinyl)-2-propanesulfonamide;

(1R,2S)-N-((5S)-10-fluoro-5-(methoxymethyl)-5,6-dihydro[1,2,4]triazolo[4,3-d][1,4]benzoxazepin-3-yl)-1-methoxy-1-(5-methyl-2-pyrimidinyl)-2-propanesulfonamide;

N-((5R)-5-(methoxymethyl)-5,6-dihydropyrido[3,2-f][1,2,4]triazolo[4,3-d][1,4]oxazepin-3-yl)-2-(5-methyl-2-pyrimidinyl)ethanesulfonamide;

N-((5S)-5-(methoxymethyl)-5,6-dihydropyrido[3,2-f][1,2,4]triazolo[4,3-d][1,4]oxazepin-3-yl)-2-(5-methyl-2-pyrimidinyl)ethanesulfonamide;

(1S,2S)-N-((5R)-5-(hydroxymethyl)-5,6-dihydropyrido[3,2-f][1,2,4]triazolo[4,3-d][1,4]oxazepin-3-yl)-1-(5-methyl-2-pyrimidinyl)-1-(2-propoxy)-2-propanesulfonamide;

(1S,2S)-N-((5S)-5-(hydroxymethyl)-5,6-dihydropyrido[3,2-f][1,2,4]triazolo[4,3-d][1,4]oxazepin-3-yl)-1-(5-methyl-2-pyrimidinyl)-1-(2-propoxy)-2-propanesulfonamide;

(1S,2S)-1-(5-chloro-2-pyrimidinyl)-N-((5R)-5-(hydroxymethyl)-5,6-dihydropyrido[3,2-f][1,2,4]triazolo[4,3-d][1,4]oxazepin-3-yl)-1-(2-propoxy)-2-propanesulfonamide;

(1S,2S)-1-(5-chloro-2-pyrimidinyl)-N-((5S)-5-(hydroxymethyl)-5,6-dihydropyrido[3,2-f][1,2,4]triazolo[4,3-d][1,4]oxazepin-3-yl)-1-(2-propoxy)-2-propanesulfonamide;

(1S,2S)-N-((5R)-5-(methoxymethyl)-5,6-dihydropyrido[3,2-f][1,2,4]triazolo[4,3-d][1,4]oxazepin-3-yl)-1-(5-methyl-2-pyrimidinyl)-1-(2-propoxy)-2-propanesulfonamide;

(1S,2S)-N-((5S)-5-(methoxymethyl)-5,6-dihydropyrido[3,2-f][1,2,4]triazolo[4,3-d][1,4]oxazepin-3-yl)-1-(5-methyl-2-pyrimidinyl)-1-(2-propoxy)-2-propanesulfonamide;

(1S,2S)-N-((5R)-8-methoxy-5-(methoxymethyl)-5,6-dihydro[1,2,4]triazolo[4,3-d][1,4]benzoxazepin-3-yl)-1-(5-methyl-2-pyrimidinyl)-1-(2-propoxy)-2-propanesulfonamide;

(1S,2S)-N-((5S)-8-methoxy-5-(methoxymethyl)-5,6-dihydro[1,2,4]triazolo[4,3-d][1,4]benzoxazepin-3-yl)-1-(5-methyl-2-pyrimidinyl)-1-(2-propoxy)-2-propanesulfonamide;

(1R,2S)-N-((5R)-5-(hydroxymethyl)-5,6-dihydropyrido[3,2-f][1,2,4]triazolo[4,3-d][1,4]oxazepin-3-yl)-1-methoxy-1-(5-methyl-2-pyrimidinyl)-2-propanesulfonamide;

(1R,2S)-N-((5S)-5-(hydroxymethyl)-5,6-dihydropyrido[3,2-f][1,2,4]triazolo[4,3-d][1,4]oxazepin-3-yl)-1-methoxy-1-(5-methyl-2-pyrimidinyl)-2-propanesulfonamide;

(1S,2S)-1-(5-chloro-2-pyrimidinyl)-N-((5R)-5-(methoxymethyl)-5,6-dihydropyrido[3,2-f][1,2,4]triazolo[4,3-d][1,4]oxazepin-3-yl)-1-(2-propanyloxy)-2-propanesulfonamide;

(1S,2S)-1-(5-chloro-2-pyrimidinyl)-N-((5S)-5-(methoxymethyl)-5,6-dihydropyrido[3,2-f][1,2,4]triazolo[4,3-d][1,4]oxazepin-3-yl)-1-(2-propanyloxy)-2-propanesulfonamide;

N-((5R)-10-fluoro-5-(methoxymethyl)-5,6-dihydro[1,2,4]triazolo[4,3-d][1,4]benzoxazepin-3-yl)-2-(5-methyl-2-pyrimidinyl)ethanesulfonamide;

N-((5S)-10-fluoro-5-(methoxymethyl)-5,6-dihydro[1,2,4]triazolo[4,3-d][1,4]benzoxazepin-3-yl)-2-(5-methyl-2-pyrimidinyl)ethanesulfonamide;

(1S,2S)-N-((5R)-5-(methoxymethyl)-5,6-dihydropyrido[4,3-f][1,2,4]triazolo[4,3-d][1,4]oxazepin-3-yl)-1-(5-methyl-2-pyrimidinyl)-1-(2-propanyloxy)-2-propanesulfonamide;

(1S,2S)-N-((5S)-5-(methoxymethyl)-5,6-dihydropyrido[4,3-f][1,2,4]triazolo[4,3-d][1,4]oxazepin-3-yl)-1-(5-methyl-2-pyrimidinyl)-1-(2-propanyloxy)-2-propanesulfonamide;

(1S,2S)-N-((Z)-4,5-dihydrobenzo[g][1,2,4]triazolo[4,3-a]azocin-1-yl)-1-isopropoxy-1-(5-methylpyrimidin-2-yl)propane-2-sulfonamide;

(1S,2S)-N-((Z)-11-fluoro-4,5-dihydrobenzo[g][1,2,4]triazolo[4,3-a]azocin-1-yl)-1-isopropoxy-1-(5-methylpyrimidin-2-yl)propane-2-sulfonamide;

(1S,2S)-N-((R,Z)-11-fluoro-4-methyl-4,5-dihydrobenzo[g][1,2,4]triazolo[4,3-a]azocin-1-yl)-1-isopropoxy-1-(5-methylpyrimidin-2-yl)propane-2-sulfonamide;

(1S,2S)-N-((S,Z)-11-fluoro-4-methyl-4,5-dihydrobenzo[g][1,2,4]triazolo[4,3-a]azocin-1-yl)-1-isopropoxy-1-(5-methylpyrimidin-2-yl)propane-2-sulfonamide;

(1R,2S)-N-((R)-5-(isopropoxymethyl)-5,6-dihydropyrido[3,2-f][1,2,4]triazolo[4,3-d][1,4]oxazepin-3-yl)-1-methoxy-1-(5-methylpyrimidin-2-yl)propane-2-sulfonamide;

(1R,2S)-N-((S)-5-(isopropoxymethyl)-5,6-dihydropyrido[3,2-f][1,2,4]triazolo[4,3-d][1,4]oxazepin-3-yl)-1-methoxy-1-(5-methylpyrimidin-2-yl)propane-2-sulfonamide;

(1R,2S)-N-((5R)-5-(hydroxymethyl)-5,6-dihydropyrido[3,2-f][1,2,4]triazolo[4,3-d][1,4]oxazepin-3-yl)-1-(5-methyl-2-pyrimidinyl)-1-(2-propanyloxy)-2-propanesulfonamide;

(1R,2S)-N-((5S)-5-(hydroxymethyl)-5,6-dihydropyrido[3,2-f][1,2,4]triazolo[4,3-d][1,4]oxazepin-3-yl)-1-(5-methyl-2-pyrimidinyl)-1-(2-propanyloxy)-2-propanesulfonamide;

(1S,2S)-N-((R)-5-(hydroxymethyl)-5,6-dihydropyrido[2,3-f][1,2,4]triazolo[4,3-d][1,4]oxazepin-3-yl)-1-isopropoxy-1-(5-methylpyrimidin-2-yl)propane-2-sulfonamide;

(1S,2S)-N-((S)-5-(hydroxymethyl)-5,6-dihydropyrido[2,3-f][1,2,4]triazolo[4,3-d][1,4]oxazepin-3-yl)-1-isopropoxy-1-(5-methylpyrimidin-2-yl)propane-2-sulfonamide;

(1R,2S)-N-((5R)-5-(methoxymethyl)-5,6-dihydropyrido[3,2-f][1,2,4]triazolo[4,3-d][1,4]oxazepin-3-yl)-1-(5-methyl-2-pyrimidinyl)-1-(2-propanyloxy)-2-propanesulfonamide;

(1R,2S)-N-((5S)-5-(methoxymethyl)-5,6-dihydropyrido[3,2-f][1,2,4]triazolo[4,3-d][1,4]oxazepin-3-yl)-1-(5-methyl-2-pyrimidinyl)-1-(2-propanyloxy)-2-propanesulfonamide;

(1S,2S)-1-(5-chloro-2-pyrimidinyl)-N-(5-methylidene-5,6-dihydropyrido[3,2-f][1,2,4]triazolo[4,3-d][1,4]oxazepin-3-yl)-1-(2-propanyloxy)-2-propanesulfonamide;

(1S,2S)-N-((5R)-5-(methoxymethyl)-5,6-dihydropyrido[2,3-f][1,2,4]triazolo[4,3-d][1,4]oxazepin-3-yl)-1-(5-methyl-2-pyrimidinyl)-1-(2-propanyloxy)-2-propanesulfonamide;

(1S,2S)-N-((5S)-5-(methoxymethyl)-5,6-dihydropyrido[2,3-f][1,2,4]triazolo[4,3-d][1,4]oxazepin-3-yl)-1-(5-methyl-2-pyrimidinyl)-1-(2-propanyloxy)-2-propanesulfonamide;

(1S,2S)-N-((R)-10-fluoro-5-(isopropoxymethyl)-5,6-dihydrobenzo[f][1,2,4]triazolo[4,3-d][1,4]oxazepin-3-yl)-1-isopropoxy-1-(5-methylpyrimidin-2-yl)propane-2-sulfonamide;

(1S,2S)-N-((S)-10-fluoro-5-(isopropoxymethyl)-5,6-dihydrobenzo[f][1,2,4]triazolo[4,3-d][1,4]oxazepin-3-yl)-1-isopropoxy-1-(5-methylpyrimidin-2-yl)propane-2-sulfonamide;

(1S,2S)-1-isopropoxy-N-((R)-5-(methoxymethyl)-5,6-dihydropyrido[4,3-f][1,2,4]triazolo[4,3-d][1,4]oxazepin-3-yl)-1-(5-methylpyrimidin-2-yl)propane-2-sulfonamide; or

(1S,2S)-1-isopropoxy-N-((S)-5-(methoxymethyl)-5,6-dihydropyrido[4,3-f][1,2,4]triazolo[4,3-d][1,4]oxazepin-3-yl)-1-(5-methylpyrimidin-2-yl)propane-2-sulfonamide; or

the pharmaceutically acceptable salt thereof, or the mixture thereof.

[0115] 53. The compound of embodiment 1, wherein the compound is selected from any of the compounds of Examples 71-145, 147, or 148 or the pharmaceutically acceptable salt thereof, or the mixture thereof.

[0116] 54. The compound of embodiment 1, wherein the compound is selected from

(1S,2S)-N-((5R)-5-(hydroxymethyl)-10-methoxy-5,6-dihydro[1,2,4]triazolo[4,3-d][1,4]benzoxazepin-3-yl)-1-(5-methyl-2-pyrimidinyl)-1-(2-propanyloxy)-2-propanesulfonamide;

(1S,2S)-N-((5S)-5-(hydroxymethyl)-10-methoxy-5,6-dihydro[1,2,4]triazolo[4,3-d][1,4]benzoxazepin-3-yl)-1-(5-methyl-2-pyrimidinyl)-1-(2-propanyloxy)-2-propanesulfonamide;

(1S,2S)-N-((5R)-10-methoxy-5-(methoxymethyl)-5,6-dihydro[1,2,4]triazolo[4,3-d][1,4]benzoxazepin-3-yl)-1-(5-methyl-2-pyrimidinyl)-1-(2-propanyloxy)-2-propanesulfonamide;

(1S,2S)-N-((5S)-10-methoxy-5-(methoxymethyl)-5,6-dihydro[1,2,4]triazolo[4,3-d][1,4]benzoxazepin-3-yl)-1-(5-methyl-2-pyrimidinyl)-1-(2-propanyloxy)-2-propanesulfonamide;

(1S,2S)-N-((5R)-5-(hydroxymethyl)-10-(trifluoromethoxy)-5,6-dihydro[1,2,4]triazolo[4,3-d][1,4]benzoxazepin-3-yl)-1-(5-methyl-2-pyrimidinyl)-1-(2-propanyloxy)-2-propanesulfonamide;

(1S,2S)-N-((5S)-5-(hydroxymethyl)-10-(trifluoromethoxy)-5,6-dihydro[1,2,4]triazolo[4,3-d][1,4]benzoxazepin-3-yl)-1-(5-methyl-2-pyrimidinyl)-1-(2-propanyloxy)-2-propanesulfonamide;

(1S,2S)-N-((R)-5-(hydroxymethyl)-10-(trifluoromethyl)-5,6-dihydrobenzo[f][1,2,4]triazolo[4,3-d][1,4]oxazepin-3-yl)-1-isopropoxy-1-(5-methylpyrimidin-2-yl)propane-2-sulfonamide; or

(1S,2S)-N-((S)-5-(hydroxymethyl)-10-(trifluoromethyl)-5,6-dihydrobenzo[f][1,2,4]triazolo[4,3-d][1,4]oxazepin-3-yl)-1-isopropoxy-1-(5-methylpyrimidin-2-yl)propane-2-sulfonamide; or

the pharmaceutically acceptable salt thereof, or the mixture thereof.

[0117] 55. A pharmaceutical composition, comprising the compound of any one of embodiments 1-54 or the pharmaceutically acceptable salt thereof, the tautomer thereof, the pharmaceutically acceptable salt of the tautomer, or the mixture thereof, and at least one pharmaceutically acceptable excipient.

[0118] 56. A pharmaceutical composition, comprising the compound of any one of embodiments 1-54 or the pharmaceutically acceptable salt thereof and at least one pharmaceutically acceptable excipient.

[0119] 57. A pharmaceutical composition, comprising the compound of any one of embodiments 1-54 and at least one pharmaceutically acceptable excipient.

[0120] 58. A pharmaceutical composition, comprising the pharmaceutically acceptable salt of the compound of any one of embodiments 1-54 and at least one pharmaceutically acceptable excipient.

[0121] 58. The pharmaceutical composition of any one of embodiments 55-58, further comprising a therapeutic agent selected from an α -blocker, a β -blocker, an angiotensin converting enzyme (ACE) inhibitor, an angiotensin-receptor blocker (ARB), a calcium channel blocker, a diuretic, an inhibitor of the funny current, a myosin activator, or a neutral endopeptidase (NEP) inhibitor.

[0122] 60. The pharmaceutical composition of any one of embodiments 55-58, further comprising a therapeutic agent selected from an angiotensin converting enzyme (ACE) inhibitor or an angiotensin-receptor blocker (ARB).

[0123] 61. A method of treating a cardiovascular condition, the method comprising: administering to a subject an effective amount of the compound of any one of embodiments 1-54 or the pharmaceutically acceptable salt thereof, or the mixture thereof, or the pharmaceutical composition of any one of embodiments 55-58.

[0124] 62. The method of embodiment 61, wherein the cardiovascular condition is heart failure.

- [0125] 63. The method of embodiment 61, wherein the cardiovascular condition is heart failure with reduced ejection fraction.
- [0126] 64. The method of embodiment 61, wherein the cardiovascular condition is heart failure with preserved ejection fraction.
- [0127] 65. The method of embodiment 61, wherein the cardiovascular condition is chronic systolic heart failure or chronic diastolic heart failure.
- [0128] 66. The method of embodiment 61, wherein the cardiovascular condition is acute heart failure.
- [0129] 67. The method of embodiment 61, wherein the cardiovascular condition is hypertension.
- [0130] 68. A method of improving cardiac contractility in a subject suffering from a cardiovascular condition, the method comprising: administering to the subject an effective amount of the compound of any one of embodiments 1-54 or the pharmaceutically acceptable salt thereof, or the mixture thereof, or the pharmaceutical composition of any one of embodiments 55-58, wherein cardiac contractility is improved in the subject after administration.
- [0131] 69. A method of increasing ejection fraction in a subject suffering from a cardiovascular condition, the method comprising: administering to the subject an effective amount of the compound of any one of embodiments 1-54 or the pharmaceutically acceptable salt thereof, or the mixture thereof, or the pharmaceutical composition of any one of embodiments 55-58, wherein the ejection fraction is increased in the subject after administration.
- [0132] 70. A method of treating a condition in a subject where it is desired to activate the APJ Receptor, the method comprising: administering to the subject an effective amount of the compound of any one of embodiments 1-54 or the pharmaceutically acceptable salt thereof, or the mixture thereof or the pharmaceutical composition of any one of embodiments 55-58.
- [0133] 71. The method of embodiment 70, wherein the condition is obesity or diabetes.
- [0134] 72. The method of embodiment 70, wherein the condition is diabetic nephropathy or chronic kidney disease.
- [0135] 73. The method of any one of embodiments 61-72, wherein the method includes administering at least one additional therapeutic agent to the subject, wherein the additional therapeutic agent is selected from an α -blocker, a β -blocker, an

angiotensin converting enzyme (ACE) inhibitor, an angiotensin-receptor blocker (ARB), a calcium channel blocker, a diuretic, an inhibitor of the funny current, a myosin activator, or a neutral endopeptidase (NEP) inhibitor.

[0136] 74. The method of any one of embodiments 61-72, wherein the method includes administering at least one additional therapeutic agent to the subject, wherein the additional therapeutic agent is selected from an angiotensin converting enzyme (ACE) inhibitor or an angiotensin-receptor blocker (ARB).

[0137] 75. A compound of any one of embodiments 1-54 or the pharmaceutically acceptable salt thereof, or the mixture thereof, or the pharmaceutical composition of any one of embodiments 55-58 for use in treating a cardiovascular condition.

[0138] 76. The compound of embodiments 75, wherein the cardiovascular condition is heart failure.

[0139] 77. The compound of embodiment 75, wherein the cardiovascular condition is heart failure with reduced ejection fraction.

[0140] 78. The compound of embodiment 75, wherein the cardiovascular condition is heart failure with preserved ejection fraction.

[0141] 79. The compound of embodiment 75, wherein the cardiovascular condition is chronic systolic heart failure or chronic diastolic heart failure.

[0142] 80. The compound of embodiment 75, wherein the cardiovascular condition is acute heart failure.

[0143] 81. The compound of embodiment 75, wherein the cardiovascular condition is hypertension.

[0144] 82. A compound of any one of embodiments 1-54 or the pharmaceutically acceptable salt thereof, or the mixture thereof, or the pharmaceutical composition of any one of embodiments 55-58 for use in activating the APJ Receptor or for treating a condition where it is desirable to activate the APJ Receptor.

[0145] 83. The compound of embodiment 82, wherein the condition is obesity or diabetes.

[0146] 84. The compound of embodiment 82, wherein the condition is diabetic nephropathy or chronic kidney disease.

[0147] 85. A use of the compound of any one of embodiments 1-54 or the pharmaceutically acceptable salt thereof, or the mixture thereof in the preparation of a medicament for treating a cardiovascular condition.

[0148] 86. The use of embodiment 85, further comprising a therapeutic agent selected from an α -blocker, a β -blocker, an angiotensin converting enzyme (ACE) inhibitor, an angiotensin-receptor blocker (ARB), a calcium channel blocker, a diuretic, an inhibitor of the funny current, a myosin activator, or a neutral endopeptidase (NEP) inhibitor.

[0149] 87. The use of embodiment 85, further comprising a therapeutic agent selected from an angiotensin converting enzyme (ACE) inhibitor or an angiotensin-receptor blocker (ARB).

[0150] 88. The use of the compound of any one of embodiments 85-87, wherein the cardiovascular condition is heart failure.

[0151] 89. The use of the compound of any one of embodiments 85-87, wherein the cardiovascular condition is heart failure with reduced ejection fraction.

[0152] 90. The use of the compound of any one of embodiments 85-87, wherein the cardiovascular condition is heart failure with preserved ejection fraction.

[0153] 91. The use of the compound of any one of embodiments 85-87, wherein the cardiovascular condition is chronic systolic heart failure or chronic diastolic heart failure.

[0154] 92. The use of the compound of any one of embodiments 85-87, wherein the cardiovascular condition is acute heart failure.

[0155] 93. The use of the compound of any one of embodiments 85-87, wherein the cardiovascular condition is hypertension.

[0156] 94. A use of the compound of any one of embodiments 1-54 or the pharmaceutically acceptable salt thereof, or the mixture thereof in the preparation of a medicament for activating the APJ Receptor or treating a condition where it is desirable to activate the APJ Receptor.

[0157] 95. The use of embodiment 94, wherein the condition is obesity or diabetes.

[0158] 96. The use of embodiment 94, wherein the condition is diabetic nephropathy or chronic kidney disease.

[0159] 97. A treatment regimen for a cardiovascular disease, the regimen comprising: the compound of any one of embodiments 1-54 or the pharmaceutically acceptable salt thereof, or the mixture thereof.

[0160] 98. The treatment regimen of embodiment 97, wherein the regimen further comprises a therapeutic agent selected from an α -blocker, a β -blocker, an

angiotensin converting enzyme (ACE) inhibitor, an angiotensin-receptor blocker (ARB), a calcium channel blocker, a diuretic, an inhibitor of the funny current, a myosin activator, or a neutral endopeptidase (NEP) inhibitor.

[0161] 99. The treatment regimen of embodiment 97, wherein the regimen further comprises a therapeutic agent selected from an angiotensin converting enzyme (ACE) inhibitor or an angiotensin-receptor blocker (ARB).

[0162] 100. A kit, the kit comprising: the compound of any one of embodiments 1-54 or the pharmaceutically acceptable salt thereof, or the mixture thereof.

[0163] 101. The kit of embodiment 100, wherein the kit further comprises a therapeutic agent selected from an α -blocker, a β -blocker, an angiotensin converting enzyme (ACE) inhibitor, an angiotensin-receptor blocker (ARB), a calcium channel blocker, a diuretic, an inhibitor of the funny current, a myosin activator, or a neutral endopeptidase (NEP) inhibitor.

[0164] 102. The kit of embodiment 100, wherein the kit further comprises a therapeutic agent selected from an angiotensin converting enzyme (ACE) inhibitor or an angiotensin-receptor blocker (ARB).

[0165] In some embodiments, the compound is a salt. Such salts may be anhydrous or associated with water as a hydrate. In some embodiments, the compound may be in a neutral form as a base or an acid.

[0166] Also provided are pharmaceutical compositions that include the compound or the pharmaceutically acceptable salt thereof, the tautomer thereof, the pharmaceutically acceptable salt of the tautomer, the stereoisomer of any of the foregoing, or the mixture thereof according to any one of the embodiments and at least one pharmaceutically acceptable excipient, carrier or diluent. In some such embodiments, the compound or the pharmaceutically acceptable salt thereof, the tautomer thereof, the pharmaceutically acceptable salt of the tautomer, the stereoisomer of any of the foregoing, or the mixture thereof according to any one of the embodiments is present in an amount effective for the treatment of a cardiovascular condition or other condition such as obesity or diabetes, for activating the APJ Receptor. In some embodiments, the pharmaceutical composition is formulated for oral delivery whereas in other embodiments, the pharmaceutical composition is formulated for intravenous delivery. In some embodiments, the pharmaceutical composition is formulated for oral administration once a day or QD, and in some such formulations is a tablet.

[0167] In some embodiments, the subject is a mammal. In some such embodiments, the mammal is a rodent. In other such embodiments, the mammal is a canine. In still other embodiments, the subject is a primate and, in some such embodiments, is a human.

[0168] The pharmaceutical compositions or formulations for the administration of the compounds of this invention may conveniently be presented in unit dosage form and may be prepared by any of the methods well known in the art. All methods include the step of bringing the active ingredient into association with the carrier which constitutes one or more accessory ingredients. In general, the pharmaceutical compositions are prepared by uniformly and intimately bringing the active ingredient into association with a liquid carrier or a finely divided solid carrier or both, and then, if necessary, shaping the product into the desired formulation. In the pharmaceutical composition, the active object compound is included in an amount sufficient to produce the desired effect upon the process or condition of diseases.

[0169] The pharmaceutical compositions containing the active ingredient may be in a form suitable for oral use, for example, as tablets, troches, lozenges, aqueous or oily suspensions, dispersible powders or granules, emulsions, hard or soft capsules, or syrups or elixirs. Compositions intended for oral use may be prepared according to any method known to the art for the manufacture of pharmaceutical compositions. Such compositions may contain one or more agents selected from sweetening agents, flavoring agents, coloring agents and preserving agents in order to provide pharmaceutically elegant and palatable preparations. Tablets contain the active ingredient in admixture with other non-toxic pharmaceutically acceptable excipients which are suitable for the manufacture of tablets. These excipients may be, for example, inert diluents, such as calcium carbonate, sodium carbonate, lactose, calcium phosphate or sodium phosphate; granulating and disintegrating agents, for example, corn starch, or alginic acid; binding agents, for example starch, gelatin or acacia, and lubricating agents, for example magnesium stearate, stearic acid, or talc. The tablets may be uncoated or they may be coated by known techniques to delay disintegration and absorption in the gastrointestinal tract and thereby provide a sustained action over a longer period. For example, a time delay material such as glyceryl monostearate or glyceryl distearate may be employed. They may also be coated by the techniques described in U.S. Patent Nos. 4,256,108, 4,160,452, and 4,265,874 to form osmotic therapeutic tablets for control release.

[0170] Formulations for oral use may also be presented as hard gelatin capsules wherein the active ingredient is mixed with an inert solid diluent, for example, calcium carbonate, calcium phosphate, or kaolin, or as soft gelatin capsules wherein the active ingredient is mixed with water or an oil medium, for example peanut oil, liquid paraffin, or olive oil.

[0171] Aqueous suspensions contain the active materials in admixture with excipients suitable for the manufacture of aqueous suspensions. Such excipients are suspending agents, for example sodium carboxymethylcellulose, methylcellulose, hydroxy-propylmethylcellulose, sodium alginate, polyvinyl-pyrrolidone, gum tragacanth and gum acacia; dispersing or wetting agents may be a naturally-occurring phosphatide, for example lecithin, or condensation products of an alkylene oxide with fatty acids, for example polyoxy-ethylene stearate, or condensation products of ethylene oxide with long chain aliphatic alcohols, for example heptadecaethyleneoxycetanol, or condensation products of ethylene oxide with partial esters derived from fatty acids and a hexitol such as polyoxyethylene sorbitol monooleate, or condensation products of ethylene oxide with partial esters derived from fatty acids and hexitol anhydrides, for example polyethylene sorbitan monooleate. The aqueous suspensions may also contain one or more preservatives, for example ethyl, or n-propyl, p-hydroxybenzoate, one or more coloring agents, one or more flavoring agents, and one or more sweetening agents, such as sucrose or saccharin.

[0172] Oily suspensions may be formulated by suspending the active ingredient in a vegetable oil, for example arachis oil, olive oil, sesame oil, or coconut oil, or in a mineral oil such as liquid paraffin. The oily suspensions may contain a thickening agent, for example beeswax, hard paraffin, or cetyl alcohol. Sweetening agents such as those set forth above, and flavoring agents may be added to provide a palatable oral preparation. These compositions may be preserved by the addition of an anti-oxidant such as ascorbic acid.

[0173] Dispersible powders and granules suitable for preparation of an aqueous suspension by the addition of water provide the active ingredient in admixture with a dispersing or wetting agent, suspending agent and one or more preservatives. Suitable dispersing or wetting agents and suspending agents are exemplified by those already mentioned above. Additional excipients, for example sweetening, flavoring and coloring agents, may also be present.

[0174] The pharmaceutical compositions of the invention may also be in the form of oil-in-water emulsions. The oily phase may be a vegetable oil, for example olive oil or arachis oil, or a mineral oil, for example liquid paraffin or mixtures of these. Suitable emulsifying agents may be naturally-occurring gums, for example gum acacia or gum tragacanth, naturally-occurring phosphatides, for example soy bean, lecithin, and esters or partial esters derived from fatty acids and hexitol anhydrides, for example sorbitan monooleate, and condensation products of the said partial esters with ethylene oxide, for example polyoxyethylene sorbitan monooleate. The emulsions may also contain sweetening and flavoring agents.

[0175] Syrups and elixirs may be formulated with sweetening agents, for example glycerol, propylene glycol, sorbitol or sucrose. Such formulations may also contain a demulcent, a preservative, and flavoring and coloring agents.

[0176] The pharmaceutical compositions may be in the form of a sterile injectable aqueous or oleagenous suspension. This suspension may be formulated according to the known art using those suitable dispersing or wetting agents and suspending agents which have been mentioned above. The sterile injectable preparation may also be a sterile injectable solution or suspension in a non-toxic parenterally acceptable diluent or solvent, for example as a solution in 1,3-butane diol. Among the acceptable vehicles and solvents that may be employed are water, Ringer's solution, and isotonic sodium chloride solution. In addition, sterile, fixed oils are conventionally employed as a solvent or suspending medium. For this purpose, any bland fixed oil may be employed including synthetic mono- or diglycerides. In addition, fatty acids such as oleic acid find use in the preparation of injectables.

[0177] The pharmaceutical compositions may also be administered in the form of suppositories for rectal administration of the drug. These compositions can be prepared by mixing the drug with a suitable non-irritating excipient which is solid at ordinary temperatures but liquid at the rectal temperature and will therefore melt in the rectum to release the drug. Such materials include, for example, cocoa butter and polyethylene glycols.

[0178] For topical use, creams, ointments, jellies, solutions, or suspensions, *etc.*, containing the compounds of the invention are employed. As used herein, topical application is also meant to include the use of mouthwashes and gargles.

[0179] The compounds of the invention can be administered to provide systemic distribution of the compound within the patient. Therefore, in some embodiments, the compounds of the invention are administered to produce a systemic effect in the body.

[0180] As indicated above, the compounds of the invention may be administered via oral, mucosal (including sublingual, buccal, rectal, nasal, or vaginal), parenteral (including subcutaneous, intramuscular, bolus injection, intra-arterial, or intravenous), transdermal, or topical administration. In some embodiments, the compounds of the invention are administered via mucosal (including sublingual, buccal, rectal, nasal, or vaginal), parenteral (including subcutaneous, intramuscular, bolus injection, intra-arterial, or intravenous), transdermal, or topical administration. In other embodiments, the compounds of the invention are administered via oral administration. In still other embodiments, the compounds of the invention are not administered via oral administration.

[0181] Different therapeutically effective amounts may be applicable for different conditions, as will be readily known by those of ordinary skill in the art. Similarly, amounts sufficient to treat or prevent such conditions, but insufficient to cause, or sufficient to reduce, adverse effects associated with conventional therapies are also encompassed by the above described dosage amounts and dose frequency schedules.

[0182] The compound of the invention, the pharmaceutically acceptable salt thereof, the tautomer thereof, the pharmaceutically acceptable salt of the tautomer, the stereoisomer of any of the foregoing, or the mixture thereof may find use in treating a number of conditions. For example, in some embodiments, the invention comprises methods or uses that include the use or administration of the compound, the pharmaceutically acceptable salt thereof, the tautomer thereof, the pharmaceutically acceptable salt of the tautomer, the stereoisomer of any of the foregoing, or the mixture thereof of the invention, in treating a subject suffering from a cardiovascular condition. In some embodiments, the cardiovascular condition includes, but is not limited to, coronary heart disease, stroke, heart failure, systolic heart failure, diastolic heart failure, diabetic heart failure, heart failure with preserved ejection fraction, heart failure with reduced ejection fraction, cardiomyopathy, myocardial infarction, myocardial remodeling after cardiac surgery, valvular heart disease, hypertension including, essential hypertension, pulmonary hypertension, portal hypertension, systolic hypertension, aortic aneurysm such as abdominal aortic aneurysm, or atrial fibrillation including improving arrhythmia. In some embodiments, the cardiovascular condition is heart failure. In some

such embodiments, the heart failure is heart failure with reduced ejection fraction whereas in other embodiments it is heart failure with preserved ejection fraction. In other such embodiments the subject may have systolic heart failure or chronic diastolic heart failure and is thus useful in treating heart failure patients with systolic dysfunction and in treating heart failure patients with diastolic dysfunction. In some embodiments, the cardiovascular condition may be acute heart failure whereas in other embodiments, the cardiovascular condition is hypertension.

[0183] As noted, the compounds of the invention may be used to treat a number of diseases and disorders. Thus, in some embodiments, the invention provides a method of treating a disease or disorder selected from acute decompensated heart failure, chronic heart failure, pulmonary hypertension, atrial fibrillation, Brugada syndrome, ventricular tachycardia, atherosclerosis, hypertension, restenosis, ischemic cardiovascular diseases, cardiomyopathy, cardiac fibrosis, arrhythmia, water retention, diabetes, gestational diabetes, obesity, peripheral arterial disease, cerebrovascular accidents, transient ischemic attacks, traumatic brain injuries, amyotrophic lateral sclerosis, burn injuries, sunburn, edema, and preeclampsia in a subject. Such methods include administering a compound of the invention, a pharmaceutically acceptable salt thereof, a tautomer thereof, a pharmaceutically acceptable salt of the tautomer, a stereoisomer of any of the foregoing, a mixture thereof, or a pharmaceutical composition that includes any of these to a subject in need thereof.

[0184] In some embodiments, the invention provides a method of improving cardiac contractility in a subject suffering from a cardiovascular condition which includes administration of the compound, the pharmaceutically acceptable salt thereof, the tautomer thereof, the pharmaceutically acceptable salt of the tautomer, the stereoisomer of any of the foregoing, or the mixture thereof of the invention to the subject. The improvement in cardiac contraction may lead to significant improvements in methods for treating heart failure patients.

[0185] In some embodiments, the invention provides a method of improving cardiac relaxation in a subject suffering from a cardiovascular condition which includes administration of the compound, the pharmaceutically acceptable salt thereof, the tautomer thereof, the pharmaceutically acceptable salt of the tautomer, the stereoisomer of any of the foregoing, or the mixture thereof of the invention to the subject. The improvement in cardiac relaxation may lead to significant improvements in methods for treating heart failure patients.

[0186] In some embodiments, the invention provides a method of improving ventricular arterial coupling in a subject suffering from a cardiovascular condition which includes administration of the compound, the pharmaceutically acceptable salt thereof, the tautomer thereof, the pharmaceutically acceptable salt of the tautomer, the stereoisomer of any of the foregoing, or the mixture thereof of the invention to the subject. The improvement in ventricular arterial coupling may lead to significant improvements in methods for treating heart failure patients.

[0187] In some embodiments, the invention provides a method of increasing ejection fraction in a subject suffering from a cardiovascular condition which includes administration of the compound, the pharmaceutically acceptable salt thereof, the tautomer thereof, the pharmaceutically acceptable salt of the tautomer, the stereoisomer of any of the foregoing, or the mixture thereof of the invention to the subject.

[0188] The compounds of the invention may also find potential benefit in improving cardiac relaxation and thus find utility in treating certain heart failure patients. The compounds of the invention may thus find utility in improving inotropic function in some embodiments and may also find utility in improving lusitropic function.

[0189] In some embodiments, the invention provides a method of treating condition in a subject where it is desired to activate the APJ Receptor. Such methods include administration of the compound, the pharmaceutically acceptable salt thereof, the tautomer thereof, the pharmaceutically acceptable salt of the tautomer, the stereoisomer of any of the foregoing, or the mixture thereof of the invention to the subject. In some such embodiments, the condition is obesity or diabetes whereas in other embodiments, the condition is diabetic nephropathy or chronic kidney disease. In some such embodiments, the condition is type II diabetes.

[0190] The compounds of the invention may find utility in treating a number of other conditions. For example, the compounds of the invention may find utility in treating patients with conditions related to renal perfusion, hyperglycemia, aquaresis, and diuresis. In some embodiments, the invention provides a method of treating one of these subjects that includes administration of the compound, the pharmaceutically acceptable salt thereof, the tautomer thereof, the pharmaceutically acceptable salt of the tautomer, the stereoisomer of any of the foregoing, or the mixture thereof of the invention to the subject. The compounds of the invention may further find utility in arginine vasopressin (AVP) regulation and in angiotensin receptor (AT1R) regulation.

[0191] The compounds of the invention may find utility in treating a number of other conditions or producing desired outcomes or results. For example, the compounds of the invention may find utility in activating stem cells, more specifically cardiac stem cells, and even more specifically endogenous cardiac stem cells. Thus, the compounds of the invention may find utility in activating heart stem cells in a subject such as in a human patient. The compounds of the invention may yet further find utility in regrowing tissue and in assisting functional recovery after transplanting cells such as cells with bone marrow-derived mesenchymal stem cells. The compounds of the invention may also find utility in increasing cardiac stem cell proliferation and may be used to do such in patients that have suffered a myocardial infarction. As another example, the compounds of the invention may find utility in reducing infarct size, in promoting cardiac repair, and in activating stem cells and progenitors in post-myocardial infarction subjects. As still yet another example, the compounds of the invention may be used during surgery such as heart bypass surgery or heart transplant procedures as a therapeutic to reduce reperfusion injury. In some embodiments, the invention provides a method of treating one of these subjects or improving the condition in a subject that includes administration of the compound, the pharmaceutically acceptable salt thereof, the tautomer thereof, the pharmaceutically acceptable salt of the tautomer, the stereoisomer of any of the foregoing, or the mixture thereof of the invention to the subject.

[0192] Some methods of the invention comprise the administration of a compound of the invention and an additional therapeutic agent (*i.e.*, a therapeutic agent other than a compound of the invention). Thus, the compounds of the invention can be used in combination with at least one other therapeutic agent. Examples of additional therapeutic agents include, but are not limited to, antibiotics, anti-emetic agents, antidepressants, antifungal agents, anti-inflammatory agents, antineoplastic agents, antiviral agents, cytotoxic agents, and other anticancer agents, immunomodulatory agents, alpha-interferons, β -interferons, alkylating agents, hormones, and cytokines. In one embodiment, the invention encompasses administration of an additional therapeutic agent that is used to treat subjects with chronic heart failure or hypertension.

[0193] As described above some methods of the invention comprise the administration of a compound of the invention and an additional therapeutic agent (*i.e.*, a therapeutic agent other than a compound of the invention). In some embodiments, the invention encompasses administration of an additional therapeutic agent that is used to treat subjects with chronic heart failure or hypertension. In some embodiments, the

invention comprises methods or uses that include the use of a compound, the pharmaceutically acceptable salt thereof, the tautomer thereof, the pharmaceutically acceptable salt of the tautomer, the stereoisomer of any of the foregoing, or the mixture thereof of the invention and a therapeutic agent such as, but not limited to, an α -blocker, a β -blocker, an angiotensin converting enzyme (ACE) inhibitor, an angiotensin-receptor blocker (ARB), a calcium channel blocker, a diuretic, an inhibitor of the funny current, a myosin activator, a neutral endopeptidase (NEP) inhibitor, a vasodilator, an aldosterone antagonist, a natriuretic, a saluretic, a centrally acting hypertensive, an aldosterone synthase inhibitor, or an endothelin receptor antagonist. In some embodiments, the invention comprises methods or uses that include the use of a compound, the pharmaceutically acceptable salt thereof, the tautomer thereof, the pharmaceutically acceptable salt of the tautomer, the stereoisomer of any of the foregoing, or the mixture thereof of the invention and a therapeutic agent selected from an α -blocker, a β -blocker, an angiotensin converting enzyme (ACE) inhibitor, an angiotensin-receptor blocker (ARB), a calcium channel blocker, a diuretic, an inhibitor of the funny current, a myosin activator, or a neutral endopeptidase (NEP) inhibitor. In some such embodiments, the invention includes a method that includes administering a compound of the invention, the pharmaceutically acceptable salt thereof, the tautomer thereof, the pharmaceutically acceptable salt of the tautomer, the stereoisomer of any of the foregoing, or the mixture thereof and an additional therapeutic agent such as an angiotensin converting enzyme (ACE) inhibitor or an angiotensin-receptor blocker (ARB). In some such embodiments, the additional therapeutic agent is thus an angiotensin converting enzyme (ACE) inhibitor whereas in others it is an angiotensin-receptor blocker (ARB). In other such embodiments, the invention includes a method that includes administering a compound of the invention, the pharmaceutically acceptable salt thereof, the tautomer thereof, the pharmaceutically acceptable salt of the tautomer, the stereoisomer of any of the foregoing, or the mixture thereof and an additional therapeutic agent such as a neutral endopeptidase (NEP) inhibitor. In other such embodiments, the invention includes a method that includes administering a compound of the invention, the pharmaceutically acceptable salt thereof, the tautomer thereof, the pharmaceutically acceptable salt of the tautomer, the stereoisomer of any of the foregoing, or the mixture thereof and an additional therapeutic agent such as an inhibitor of the funny current. In some embodiments, the method of use may include two or more additional therapeutic agents. For example, in some embodiments, the invention may include a compound of the

invention, the pharmaceutically acceptable salt thereof, the tautomer thereof, the pharmaceutically acceptable salt of the tautomer, the stereoisomer of any of the foregoing, or the mixture thereof and additional therapeutic agents such as an ACE inhibitor and a NEP inhibitor.

[0194] Therapeutic agents such as α -blockers may be used in conjunction with the compounds of the invention. Examples of α -blockers include, but are not limited to, doxazosin, prazosin, tamsulosin, and terazosin and their pharmaceutically acceptable salts.

[0195] Therapeutic agents such as β -blockers may be used in conjunction with the compounds of the invention. Examples of β -blockers include, but are not limited to, acebutolol, acetutolol, atenolol, bisoprol, bupranolol, carteolol, carvedilol, celiprolol, esmolol, mepindolol, metoprolol, nadolol, oxprenolol, penbutolol, pindolol, propranolol, taliprolol, and their pharmaceutically acceptable salts.

[0196] Calcium channel blockers may also be used as therapeutic agents in conjunctions with the compounds of the present invention. Examples of calcium channel blockers, include, but are not limited to, dihydropyridines (DHPs) and non-DHPs. Examples of DHPs include, but are not limited to, amlodipine, felodipine, isradipine, lacidipine, nicardipine, nifedipine, nigulpidine, nilutipine, nimodipine, nisoldipine, nitrendipine, nivaldipine, ryosidine, and their pharmaceutically acceptable salts. Examples of Non-DHPs include, but are not limited to, anipamil, diltiazem, fendiline, flunarizine, gallpamil, mibefradil, prenylamine, tiapamil, verapamil, and their pharmaceutically acceptable salts.

[0197] Diuretics may also be used in conjunction with the compounds of the present invention. Examples include, but are not limited to, thiazide derivatives such as, but not limited to, amiloride, chlorothalidon, chlorothiazide, hydrochlorothiazide, and methylchlorothiazide and pharmaceutically acceptable salts thereof.

[0198] Centrally acting hypertensive agents may also be used in conjunction with the compounds of the present invention. Examples, include, but are not limited to, clonidine, guanabenz, guanfacine, methyl dopa, and pharmaceutically acceptable salts thereof.

[0199] ACE inhibitors may be used in conjunction with the compounds of the present invention. Examples of ACE inhibitors that may be used include, but are not limited to, alacepril, benazepril, benazaprilat, captopril, ceronapril, cilazapril, delapril, enalapril, analaprilat, fosinopril, Lisinopril, moexipiril, moveltopril, perindopril,

quinapril, quinaprilat, ramipril, ramiprilat, spriapril, temocapril, trendolapril, and zofenopril and their pharmaceutically acceptable salts. Examples of some dual ACE/NEP inhibitors include, but are not limited to omapatrilat, fasidotril, and fasidotrilat and their pharmaceutically acceptable salts.

[0200] ARBs may also be used as therapeutic agents in conjunction with the compounds of the present invention. Examples of ARBs include, but are not limited to, candesartan, eprosartan, irbesartan, losartan, olmesartan, tasosartan, telmisartan, and valsartan and their pharmaceutically acceptable salts. Examples of some dual ARB/NEP inhibitors include, but are not limited to combinations of valsartan and sacubitril and their pharmaceutically acceptable salts.

[0201] NEP inhibitors may also be used as therapeutic agents in conjunction with the compounds of the present invention. An example of a NEP inhibitor includes, but it not limited to, sacubitril and its pharmaceutically acceptable salts.

[0202] Aldosterone synthase inhibitors may also be used as therapeutic agents in combination with the compounds of the present invention. Examples of aldosterone synthase inhibitors include, but are not limited to, anastrozole, fadrozole, and exemestane and their pharmaceutically acceptable salts.

[0203] Endothelin antagonists are other therapeutic agents that may be used in conjunction with the compounds of the present invention. Examples include, but are not limited to, bosentan, enrasentan, atrasentan, darusentan, macitentan, sitaxentan, and tezosentan, and their pharmaceutically acceptable salts.

[0204] Inhibitors of the funny current (I_f) may also be used in conjunction with the compounds of the invention. An example of an inhibitor of the funny current is ivabradine and its pharmaceutically acceptable salts.

[0205] Myosin activators may also be used in conjunction with the compounds of the invention. Examples of myosin activators include cardiac myosin activators.

[0206] It will be recognized that for purposes of this application, a therapeutic agent other than one of the present invention includes compounds such as known prodrugs that are converted into the therapeutic agent after administration. For example, a compound without antineoplastic activity, but that is converted into an antineoplastic agent in the body after administration, may be administered along with a compound of the invention. As another example, sacubitril is considered a NEP inhibitor for the purposes of this application even though it is a prodrug that is converted into sacubitrilat by de-ethylation via esterases.

[0207] When administered as a combination, the therapeutic agents can be formulated as separate compositions that are administered at the same time or sequentially at different times, or the therapeutic agents can be given as a single composition. The phrase "co-therapy" (or "combination-therapy"), in defining use of a compound of the present invention and another pharmaceutical agent, is intended to embrace administration of each agent in a sequential manner in a regimen that will provide beneficial effects of the drug combination, and is intended as well to embrace co-administration of these agents in a substantially simultaneous manner, such as in a single capsule having a fixed ratio of these active agents or in multiple, separate capsules for each agent. Specifically, the administration of compounds of the present invention may be in conjunction with additional therapies known to those skilled in the art in the prevention or treatment of cardiovascular conditions.

[0208] If formulated as a fixed dose, such combination products employ the compounds of this invention within the accepted dosage ranges. Compounds of any of the embodiments described herein may also be administered sequentially with known agents for use in treating cardiovascular conditions such as heart failure and hypertension when a combination formulation is inappropriate. The invention is not limited in the sequence of administration as compounds of the invention may be administered either prior to, simultaneous with, or after administration of a known therapeutic agent.

[0209] The invention is further described by reference to the following examples, which are intended to exemplify the claimed invention but not to limit it in any way.

EXAMPLES

[0210] Unless otherwise noted, all materials were obtained from commercial suppliers and were used without further purification. Anhydrous solvents were obtained from Sigma-Aldrich (Milwaukee, WI) and used directly. All reactions involving air- or moisture-sensitive reagents were performed under a nitrogen or argon atmosphere. Purity was measured using Agilent 1100 Series high performance liquid chromatography (HPLC) systems with UV detection at 254 nm and 215 nm (System A: Agilent Zorbax Eclipse XDB-C8 4.6 x 150 mm, 5 micron, 5 to 100% ACN in H₂O with 0.1% TFA for 15 min at 1.5 mL/min; System B: Zorbax SB-C8, 4.6 x 75 mm, 10 to 90% ACN in H₂O with 0.1% formic acid for 12 min at 1.0 mL/min). Silica gel chromatography was generally performed with prepacked silica gel cartridges (Biotage or Teledyne-Isco). ¹H NMR

spectra were recorded on a Bruker AV-400 (400 MHz) spectrometer or a Varian 400 MHz spectrometer at ambient temperature, or the NMR spectra were collected with a Bruker Avance III spectrometer operating at a proton frequency of 500.13 MHz using a 10 μ L Protasis CapNMR flow probe. NMR samples were delivered to the flow probe using a Protasis One-Minute NMR™ Automation system comprised of a Discovery Tower™ Sample Manager and a Waters Liquid Handler made by CTC, Switzerland (Model 2777). All observed protons are reported as parts per million (ppm) downfield from tetramethylsilane (TMS) or another internal reference in the appropriate solvent indicated. Data are reported as follows: chemical shift, multiplicity (s = singlet, d = doublet, t = triplet, q = quartet, br = broad, m = multiplet), coupling constants, and number of protons. Low-resolution mass spectral (MS) data were determined on an Agilent 1100 Series LC-MS with UV detection at 254 nm and 215 nm and a low resonance electrospray mode (ESI).

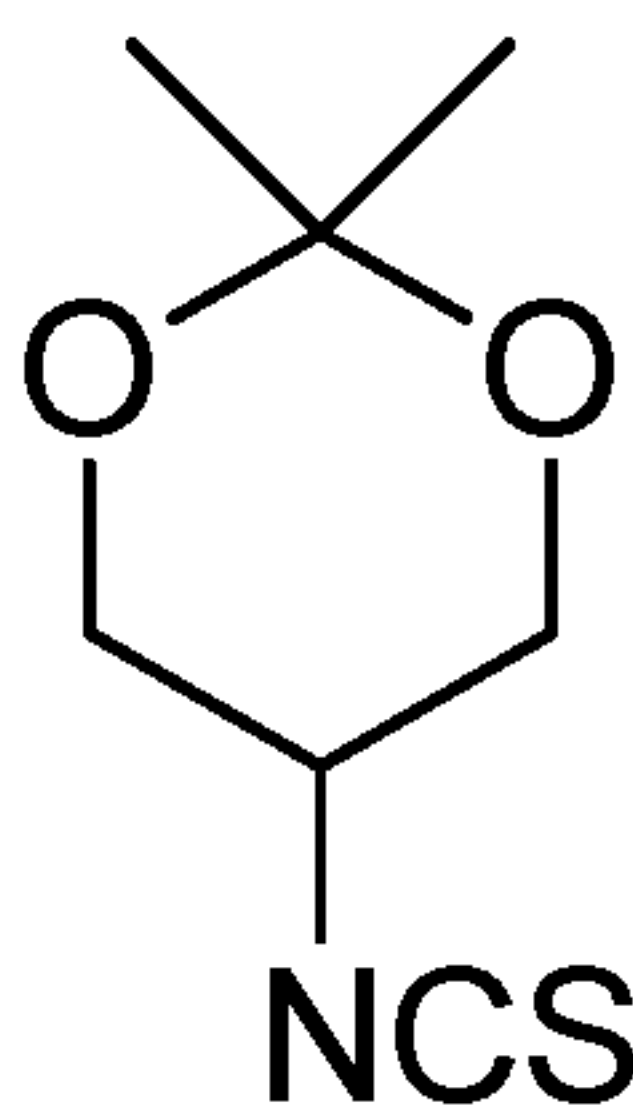
[0211] A wide variety of sulfonamide tails can be used to synthesize compounds of the invention such as those set forth in WO 2016/187308 and U.S. Pat. Appl. Pub. No. US 2016/0340336 which are hereby incorporated by reference in their entireties and for all purposes as if specifically set forth herein. Thus, compounds of the present invention may be prepared using any of the R³ and Q groups taught in WO 2016/187308 and U.S. Pat. Appl. Pub. No. US 2016/0340336 which are both incorporated herein by reference in their entireties and for all purposes.

[0212] The following Abbreviations are used to refer to various reagents and solvents:

ACN	Acetonitrile
d	day or days
DCM	Dichloromethane
DiPEA	Diisopropylethylamine
DMF	N,N-Dimethylformamide
DMSO	Dimethylsulfoxide
EtOAc	Ethyl Acetate
EtOH	Ethanol
h	hour or hours
IPA	Isopropanol
mCPBA	meta-chloroperoxybenzoic acid
min	minute or minutes

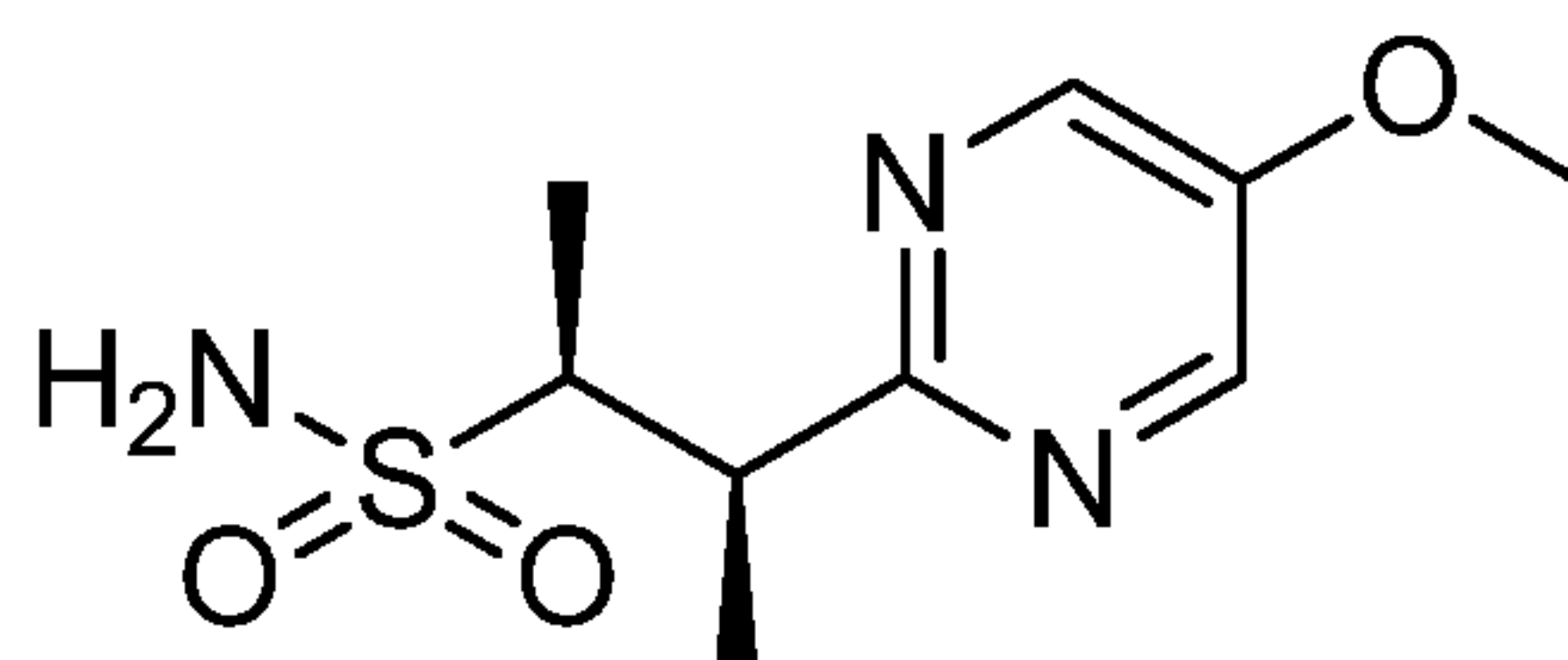
MeOH	Methanol
MS	Mass spectrum
RT	Room temperature
SFC	Supercritical fluid chromatography
t-BuOH	t-butanol
TEA	Triethylamine
TFA	Trifluoroacetic acid
THF	Tetrahydrofuran
TLC	Thin Layer Chromatography
TMSCl	Chlorotrimethylsilane

[0213] **Example 1.0. Preparation of (2S,3R)-N-((5R)-5-(methoxymethyl)-5,6-dihydro[1,2,4]triazolo[4,3-d][1,4]benzoxazepin-3-yl)-3-(5-methoxy-2-pyrimidinyl)-2-butanesulfonamide or (2S,3R)-N-((5S)-5-(methoxymethyl)-5,6-dihydro[1,2,4]triazolo[4,3-d][1,4]benzoxazepin-3-yl)-3-(5-methoxy-2-pyrimidinyl)-2-butanesulfonamide.**



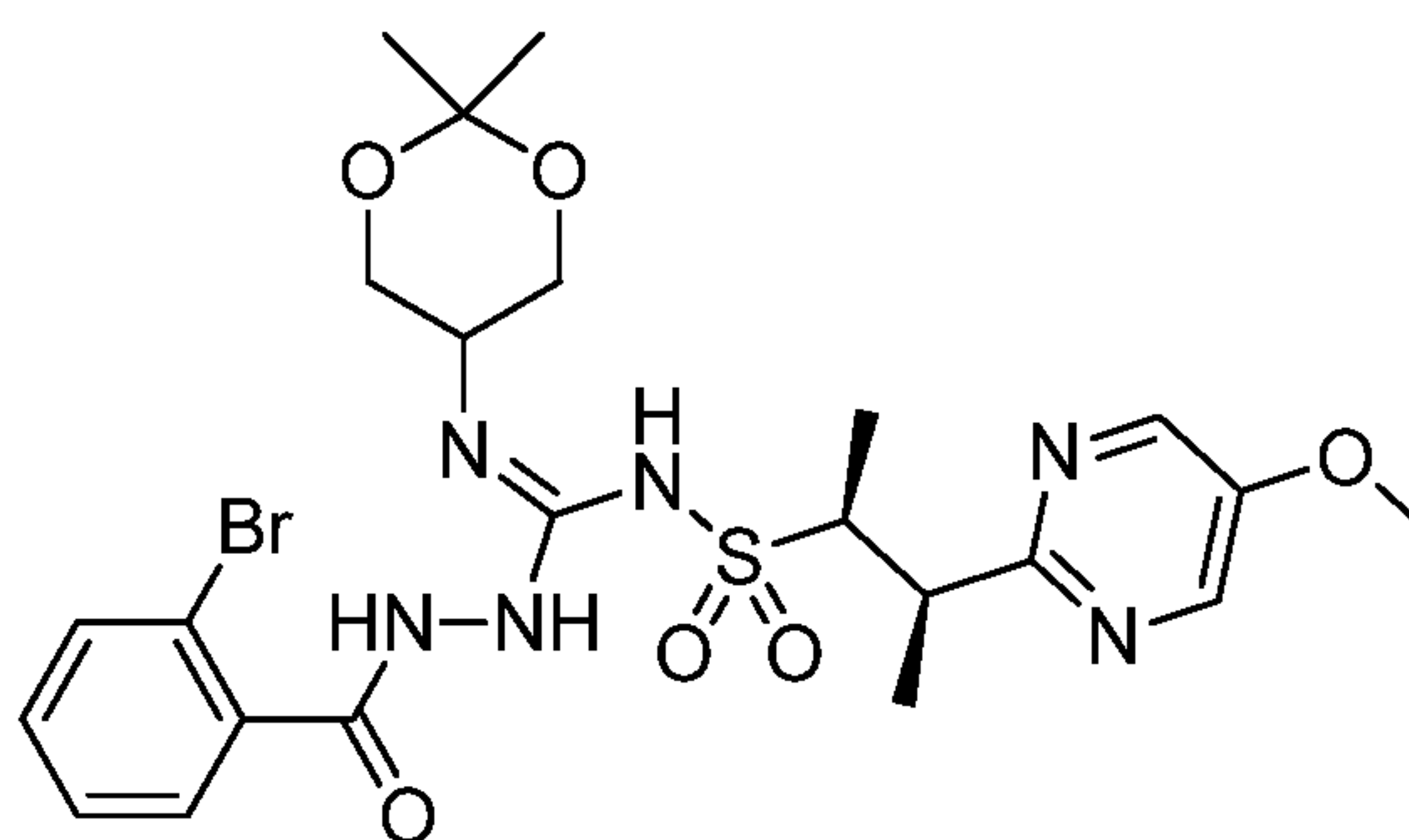
1.1

[0214] **5-Isothiocyanato-2,2-dimethyl-1,3-dioxane, Example 1.1.** To a dry 200 round-bottomed flask was added di(2-pyridyl) thionocarbonate (3.72 g, 16.01 mmol) in DCM (50.8 mL). 2,2-Dimethyl-1,3-dioxan-5-amine (commercially available from ChemBridge, 2 g, 15.25 mmol) in DCM (15 mL) was added dropwise via an addition funnel over 5 min at RT with stirring. The reaction mixture was stirred at 23 °C for 3 h. The reaction mixture was then concentrated in vacuo. The material initially obtained was absorbed onto a plug of silica gel and purified by chromatography through a Redi-Sep pre-packed silica gel column (40 g), eluting with a gradient of 0% to 50% EtOAc in heptane to provide **Example 1.1** (2.5 g, 14.43 mmol, 95 % yield) as a colorless oil. ¹H NMR (400 MHz, CDCl₃) δ 1.43 (s, 3 H) 1.47 (s, 3 H) 3.55 (tt, J=5.07, 3.43 Hz, 1 H) 3.87 (dd, J=12.13, 5.08 Hz, 2 H) 4.08 (dd, J=12.02, 3.42 Hz, 2 H). LCMS-ESI (pos.) m/z: 174.2 (M+H)⁺.



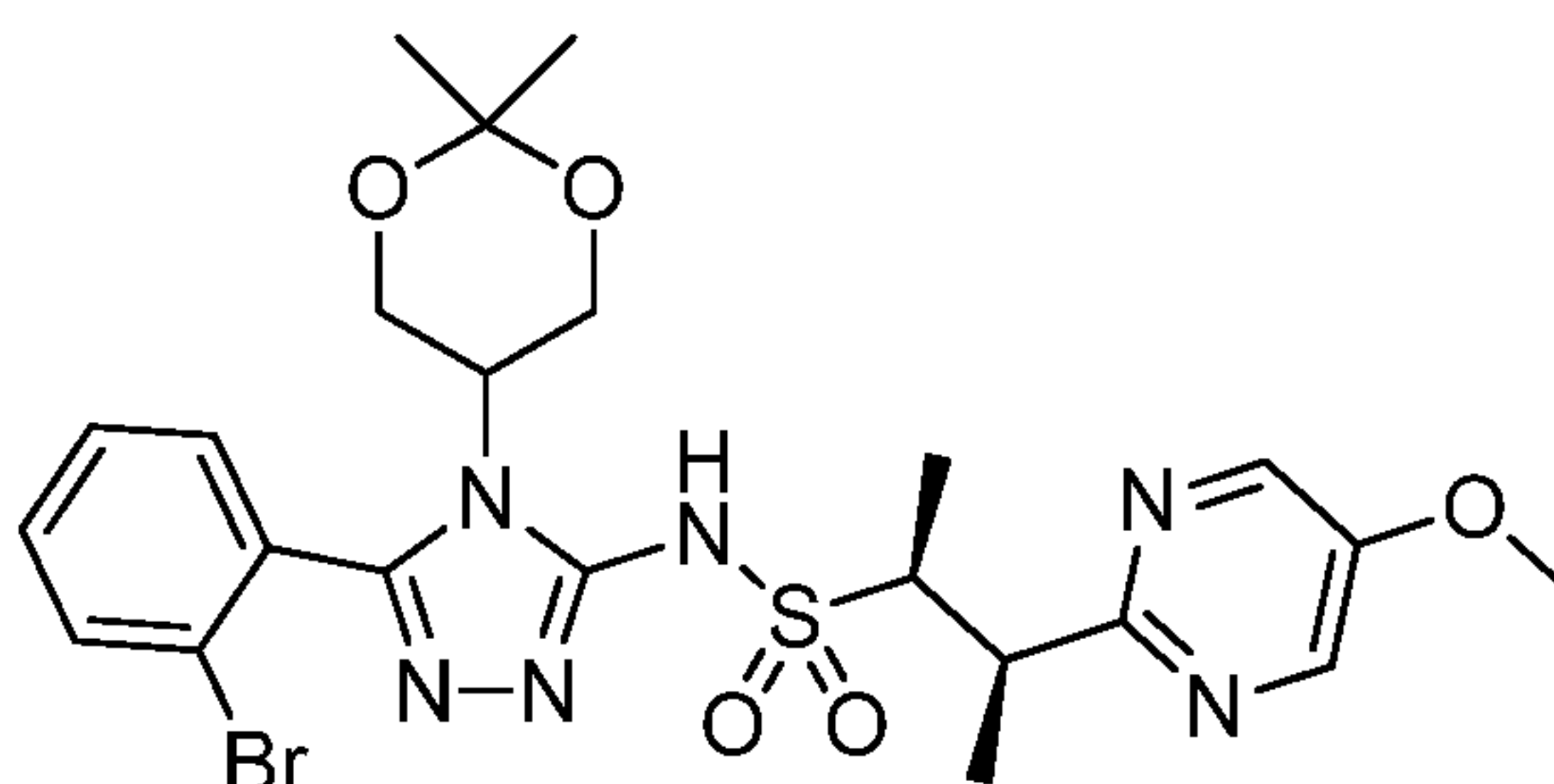
1.2

[0215] **(2S,3R)-3-(5-Methoxypyrimidin-2-yl)butane-2-sulfonamide, Example 1.2.** Example 1.2 was synthesized following the procedure in Example 10.1 using 2-chloro-5-methoxypyrimidine (commercially available from Sigma Aldrich). LCMS ESI (pos.) m/z: 246.2 (M+H)⁺.



1.3

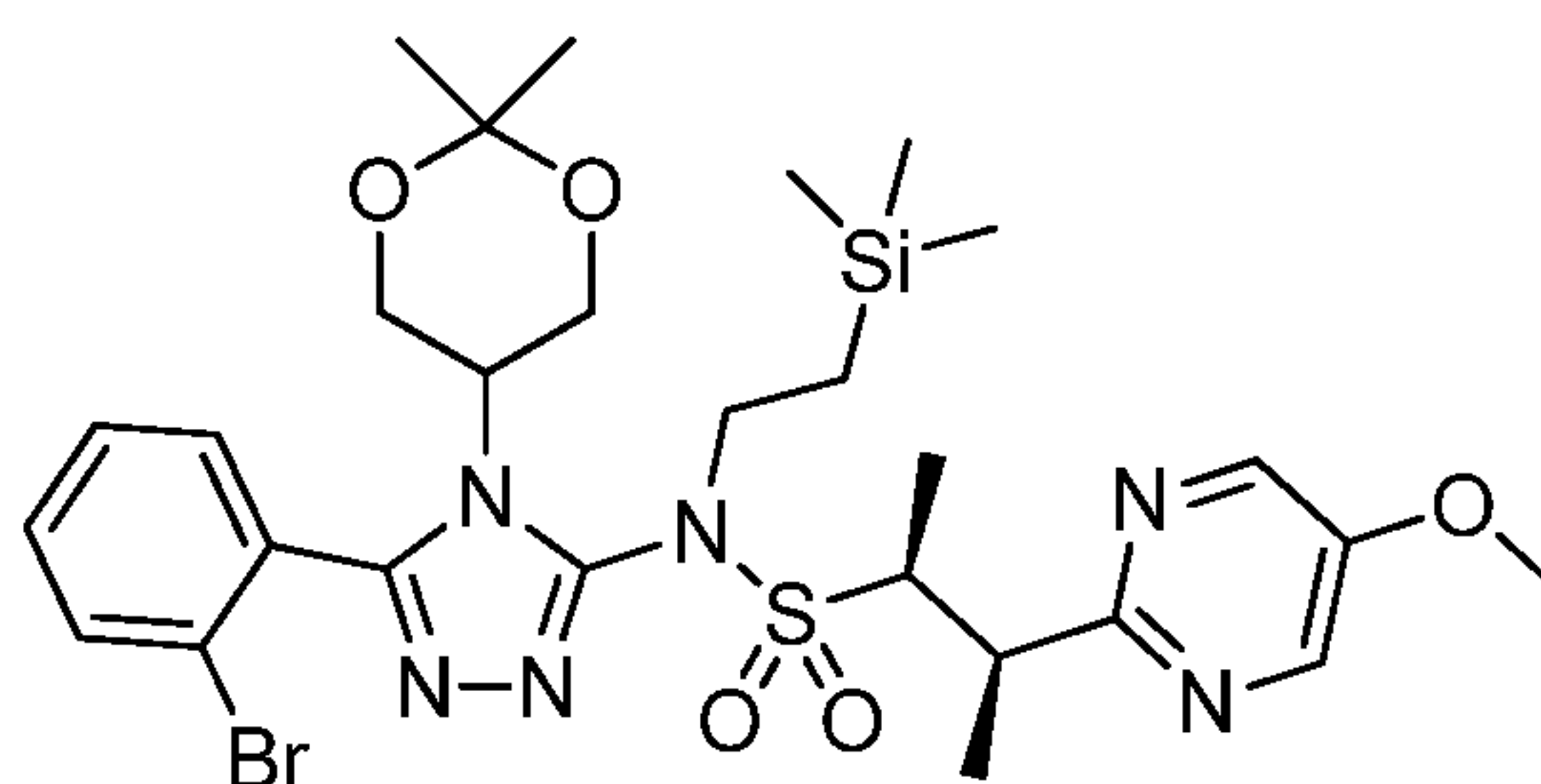
[0216] **(Z)-2-(2-Bromobenzoyl)-N'-(2,2-dimethyl-1,3-dioxan-5-yl)-N-(((2S,3R)-3-(5-methoxypyrimidin-2-yl)butan-2-yl)sulfonyl)hydrazinecarboximidamide, Example 1.3.** To a stirred mixture of Example 1.2 (290 mg, 1.182 mmol) and cesium carbonate (501 mg, 1.54 mmol) in ACN (7882 μ L) was added Example 1.1 (215 mg, 1.241 mmol), and the reaction mixture was stirred at 23 °C for 15 h. The reaction mixture was then cooled to 0 °C. To the reaction mixture was added 2-bromobenzohydrazide (commercially available from Sigma-Aldrich, 267 mg, 1.24 mmol) and silver(I) nitrate (402 mg, 2.364 mmol) slowly. The reaction mixture was stirred at 23 °C for 1 h. The material obtained was absorbed onto a plug of silica gel and purified by chromatography through a Redi-Sep pre-packed silica gel column (40 g), eluting with a gradient of 10% to 100% of 1/3 EtOH/EtOAc in heptane, to provide the title compound Example 1.3 (666 mg, 94 % yield) as a light-yellow solid. LCMS-ESI (pos.) m/z: 599.0, 601.0 (M+H)⁺.



1.4

[0217] **(2S,3R)-N-(5-(2-Bromophenyl)-4-(2,2-dimethyl-1,3-dioxan-5-yl)-4H-1,2,4-triazol-3-yl)-3-(5-methoxypyrimidin-2-yl)butane-2-sulfonamide, Example 1.4.**

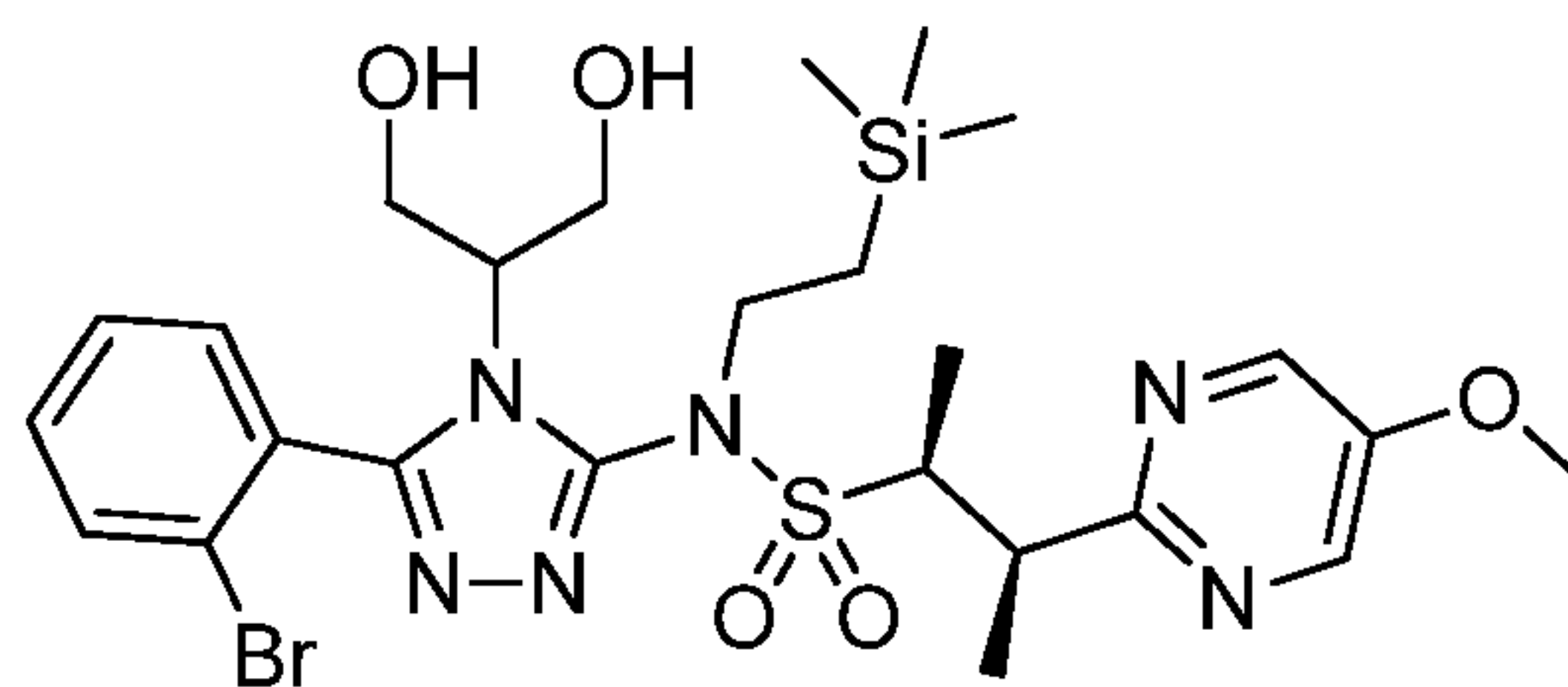
To a solution of **Example 1.3** (666 mg, 1.11 mmol) in IPA (7.4 mL) was added an aqueous solution of sodium hydroxide (1 N, 3.3 mL, 1.67 mmol). The reaction was stirred at 80 °C for 8 days. The reaction mixture was cooled to RT, diluted with a saturated solution of NH₄Cl and extracted with DCM. The DCM solution was rinsed with water. The organic extract was concentrated in vacuo to give a light-yellow solid. The material obtained was absorbed onto a plug of silica gel and purified by chromatography through a Redi-Sep pre-packed silica gel column (12 g) eluting with a gradient of 0% to 100% 1/3 EtOH/EtOAc in heptane to provide **Example 1.4** (360 mg, 55.7 % yield) as a white solid. LCMS-ESI (pos.) m/z: 581.0, 583.0 (M+H)⁺.



1.5

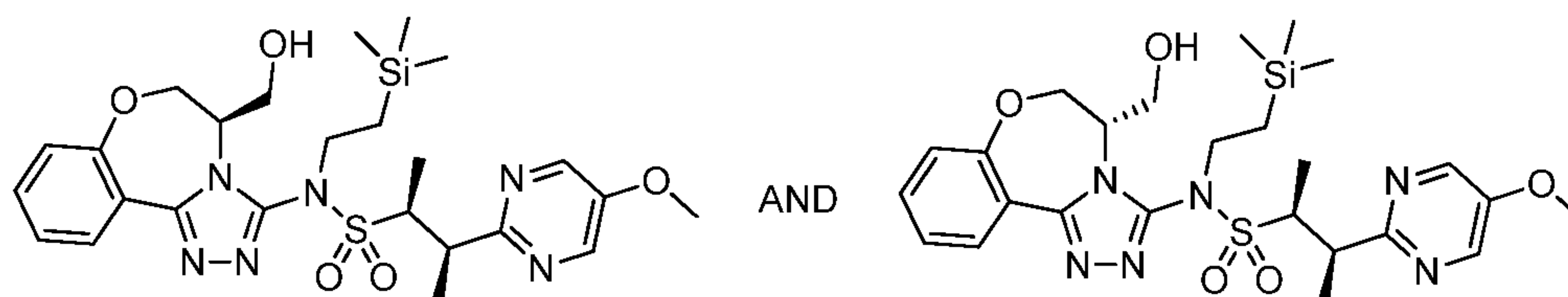
[0218] **(2S,3R)-N-(5-(2-Bromophenyl)-4-(2,2-dimethyl-1,3-dioxan-5-yl)-4H-1,2,4-triazol-3-yl)-3-(5-methoxypyrimidin-2-yl)-N-(2-(trimethylsilyl)ethyl)butane-2-sulfonamide, Example 1.5.** To a stirred suspension of **Example 1.4** (330 mg, 0.568 mmol) and 2-(trimethylsilyl)ethanol (1.4 mL, 1.14 mmol) in toluene (2 mL) in a 50-mL round-bottomed flask, was added (tributylphosphoranylidene)acetonitrile (1M solution in toluene, 1.1 mL, 1.135 mmol) dropwise at RT. The mixture was then stirred at 90 °C. LCMS analysis indicated a clean conversion after 20 min. The mixture was allowed to cool to RT. The material was absorbed onto a plug of silica gel and purified by chromatography through a Redi-Sep pre-packed silica gel column (12 g) eluting with a

gradient of 0% to 100% EtOAc in heptane to provide **Example 1.5** (360 mg, 0.528 mmol, 93 % yield) as an orange solid. LCMS-ESI (pos.) m/z: 681.1, 683.1 (M+H)⁺.



1.6

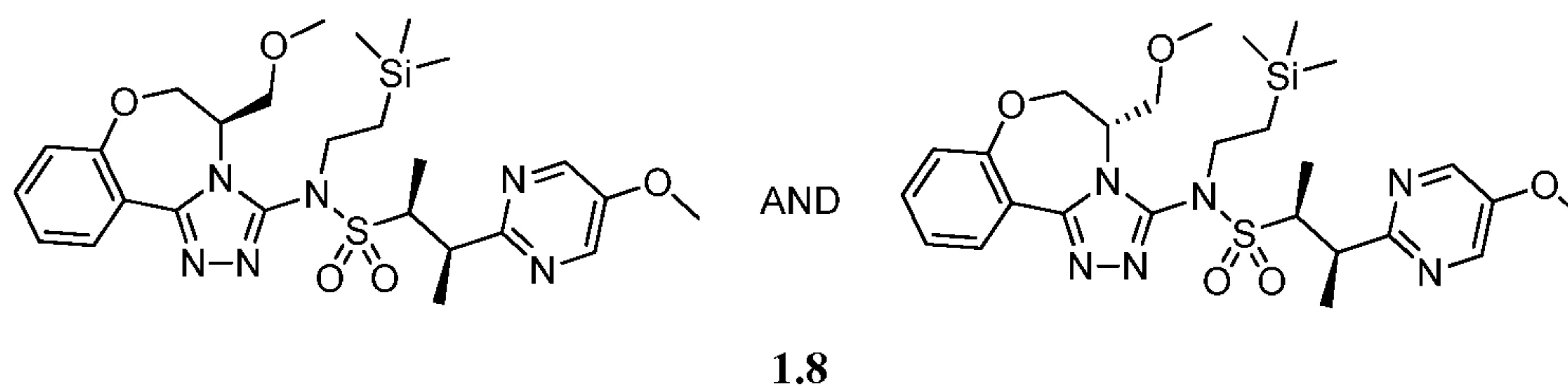
[0219] **(2S,3R)-N-(5-(2-Bromophenyl)-4-(1,3-dihydroxypropan-2-yl)-4H-1,2,4-triazol-3-yl)-3-(5-methoxypyrimidin-2-yl)-N-(2-(trimethylsilyl)ethyl)butane-2-sulfonamide, Example 1.6.** To a stirred solution of **Example 1.5** (360 mg, 0.53 mmol) in 1,4-dioxane (5.3 mL) in a 50-mL round-bottomed flask was added HCl (2N, 1.3 mL, 2.64 mmol) at RT. The mixture was stirred at 23 °C for 70 min. The mixture was concentrated in vacuo at 35 °C. The residue was diluted with a saturated solution of NaHCO₃ and extracted with DCM. The organic extract was washed with water and dried over Na₂SO₄. The solution was filtered and concentrated in vacuo to give a yellow solid. The material was absorbed onto a plug of silica gel and purified by chromatography through a Redi-Sep pre-packed silica gel column (12 g) eluting with a gradient of 0% to 100% 1/3 EtOH/EtOAc in heptane, to provide **Example 1.6** (280 mg, 0.44 mmol, 83 % yield) as a light-yellow solid. LCMS-ESI (pos.) m/z: 641.1, 643.1 (M+H)⁺.



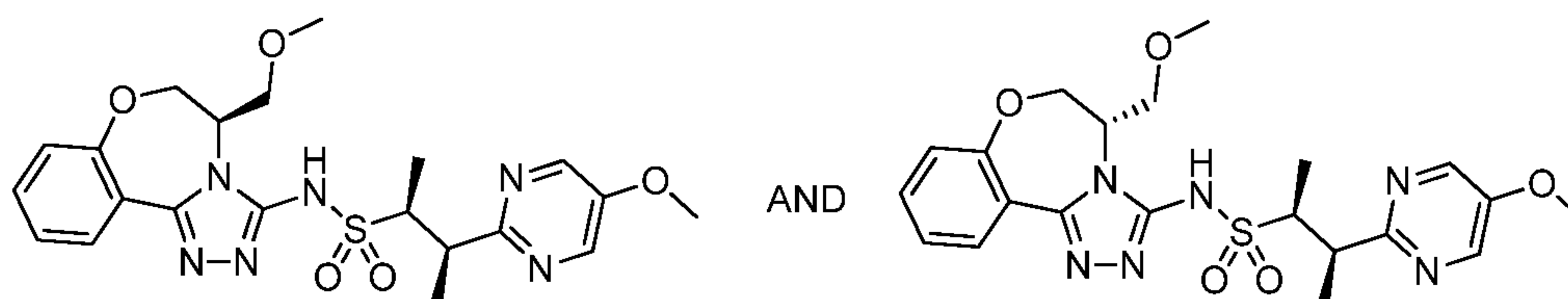
1.7

[0220] **(2S,3R)-N-((R)-5-(Hydroxymethyl)-5,6-dihydrobenzo[f][1,2,4]triazolo[4,3-d][1,4]oxazepin-3-yl)-3-(5-methoxypyrimidin-2-yl)-N-(2-(trimethylsilyl)ethyl)butane-2-sulfonamide and (2S,3R)-N-((S)-5-(hydroxymethyl)-5,6-dihydrobenzo[f][1,2,4]triazolo[4,3-d][1,4]oxazepin-3-yl)-3-(5-methoxypyrimidin-2-yl)-N-(2-(trimethylsilyl)ethyl)butane-2-sulfonamide), Example 1.7.** A suspension of **Example 1.6** (188 mg, 0.29 mmol), 2-(di-tert-butylphosphino)-2',4',6'-triisopropyl-3,6-dimethoxy-1,1'-biphenyl (14.20 mg, 0.029 mmol) and cesium carbonate (191 mg, 0.59 mmol) in ACN (2.9 mL) was bubbled with argon gas for 2 min before tert-BuBrettPhos-Pd-G3, [(2-Di-tert-butylphosphino-3,6-dimethoxy-2',4',6'-

triisopropyl-1,1'-biphenyl)-2-(2'-amino-1,1'-biphenyl)]palladium(II) methanesulfonate (25.03 mg, 0.029 mmol) was added under a stream of argon. The reaction mixture was stirred at 80 °C for 1 h. The reaction mixture was allowed to cool to RT. The reaction mixture was diluted with saturated NH₄Cl and extracted with DCM. The organic extract was concentrated in vacuo to give an orange solid. The material obtained was absorbed onto a plug of silica gel and purified by chromatography through a Redi-Sep pre-packed silica gel column (12 g) eluting with a gradient of 0% to 100% 1/3 EtOH/EtOAc in heptane to afford the title compound **Example 1.7** (138 mg, 84 % yield) as a light yellow solid. LCMS-ESI (pos.) m/z: 561.2 (M+H)⁺.



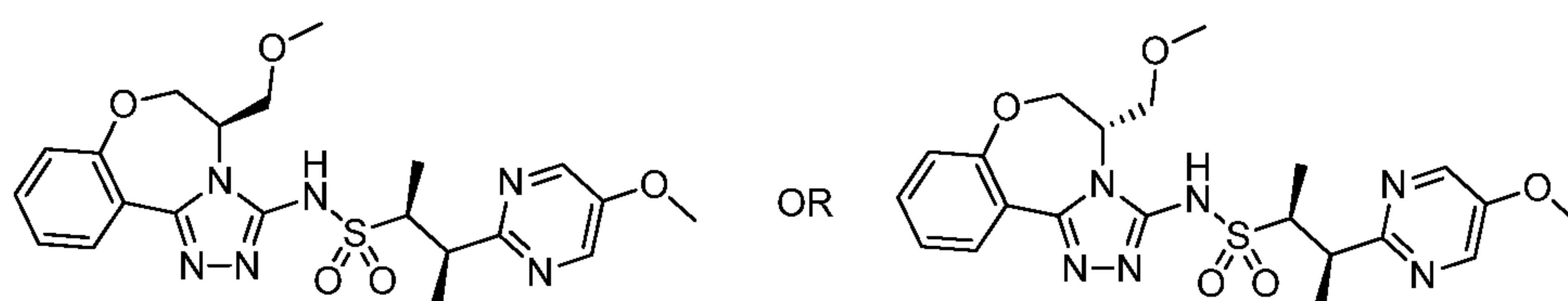
[0221] **(2S,3R)-N-((R)-5-(Methoxymethyl)-5,6-dihydrobenzo[f][1,2,4]triazolo[4,3-d][1,4]oxazepin-3-yl)-3-(5-methoxypyrimidin-2-yl)-N-(2-(trimethylsilyl)ethyl)butane-2-sulfonamide and (2S,3R)-N-((S)-5-(methoxymethyl)-5,6-dihydrobenzo[f][1,2,4]triazolo[4,3-d][1,4]oxazepin-3-yl)-3-(5-methoxypyrimidin-2-yl)-N-(2-(trimethylsilyl)ethyl)butane-2-sulfonamide, Example 1.8.** To a 5-mL round-bottomed flask was added **Example 1.7** (138 mg, 0.25 mmol) in THF (2.05 mL) under a stream of argon. The solution was cooled to -78 °C and a solution of sodium bis(trimethylsilyl)amide (1 M solution in THF, 345 μL, 0.345 mmol) was added. The reaction mixture was stirred at -78 °C for 30 min before methyl iodide (30.8 μL, 0.492 mmol) was added. The reaction mixture was then stirred at -78 °C to 0 °C for 2 h. The reaction mixture was then allowed to warm to RT and the stirring continued for 1 h. The reaction mixture was diluted with a saturated solution of NH₄Cl and extracted with DCM. The organic extract was concentrated in vacuo to give the initial material as an orange solid. The material obtained was absorbed onto a plug of silica gel and purified by chromatography through a Redi-Sep pre-packed silica gel column (12 g) eluting with a gradient of 0% to 100% of 1/3 EtOH/EtOAc in heptane. The title compound **Example 1.8** (118 mg, 83 % yield) was obtained as a white solid. LCMS-ESI (pos.) m/z: 575.2 (M+H)⁺



1.9

[0222] (2S,3R)-N-((5R)-5-(Methoxymethyl)-5,6-dihydro[1,2,4]triazolo[4,3-d][1,4]benzoxazepin-3-yl)-3-(5-methoxy-2-pyrimidinyl)-2-butan-2-sulfonamide and (2S,3R)-N-((5S)-5-(methoxymethyl)-5,6-dihydro[1,2,4]triazolo[4,3-d][1,4]benzoxazepin-3-yl)-3-(5-methoxy-2-pyrimidinyl)-2-butan-2-sulfonamide,

Example 1.9. To a 5-mL round-bottomed flask was added **Example 1.8** (118 mg, 0.205 mmol) and tris(dimethylamino)sulfonium difluorotrimethylsilicate (Sigma-Aldrich, 113 mg, 0.411 mmol) in DMF (2053 μ L) under an argon stream. The reaction mixture was stirred at 80 °C for 90 min. The reaction mixture was diluted with water and extracted with EtOAc. The organic extract was concentrated in vacuo to give the initial material as an orange solid. The material obtained was absorbed onto a plug of silica gel and purified by chromatography through a Redi-Sep pre-packed silica gel column (12 g) eluting with a gradient of 10% to 100% 1/3 EtOH/EtOAc in heptane, to afford the title compound **Example 1.9** (70 mg, 72%) as a white solid. LCMS-ESI (pos.) m/z: 475.0 (M+H)⁺.



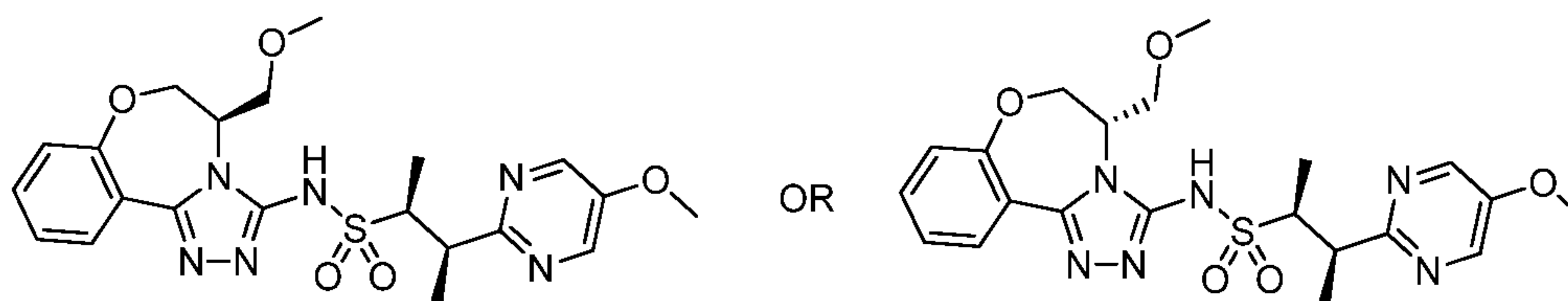
1.0

[0223] (2S,3R)-N-((5R)-5-(Methoxymethyl)-5,6-dihydro[1,2,4]triazolo[4,3-d][1,4]benzoxazepin-3-yl)-3-(5-methoxy-2-pyrimidinyl)-2-butan-2-sulfonamide or (2S,3R)-N-((5S)-5-(methoxymethyl)-5,6-dihydro[1,2,4]triazolo[4,3-d][1,4]benzoxazepin-3-yl)-3-(5-methoxy-2-pyrimidinyl)-2-butan-2-sulfonamide,

Example 1.0. The title compound was the first peak to elute on a Chiralcel OJ-H column using 20% MeOH by SFC chiral separation of **Example 1.9**. ¹H NMR (500 MHz, CDCl₃) δ 11.35 (br s, 1 H) 8.38 (s, 2 H) 8.30 (dd, J=8.17, 1.56 Hz, 1 H) 7.41 (ddd, J=8.37, 7.07, 1.69 Hz, 1 H) 7.09 - 7.19 (m, 2 H) 4.86 (dd, J=13.30, 3.31 Hz, 1 H) 4.60 - 4.68 (m, 1 H) 4.06 (d, J=13.23 Hz, 1 H) 3.86 - 3.95 (m, 4 H) 3.79 (m, 1 H) 3.66 - 3.75 (m, 2 H)

3.43 (s, 3 H) 1.49 (d, J=7.01 Hz, 3 H) 1.46 (d, J=7.01 Hz, 3 H). LCMS-ESI (pos.) m/z: 475.2 (M+H)⁺.

[0224] **Example 2.0. Preparation of (2S,3R)-N-((5R)-5-(methoxymethyl)-5,6-dihydro[1,2,4]triazolo[4,3-d][1,4]benzoxazepin-3-yl)-3-(5-methoxy-2-pyrimidinyl)-2-butanesulfonamide or (2S,3R)-N-((5S)-5-(methoxymethyl)-5,6-dihydro[1,2,4]triazolo[4,3-d][1,4]benzoxazepin-3-yl)-3-(5-methoxy-2-pyrimidinyl)-2-butanesulfonamide.**



2.0

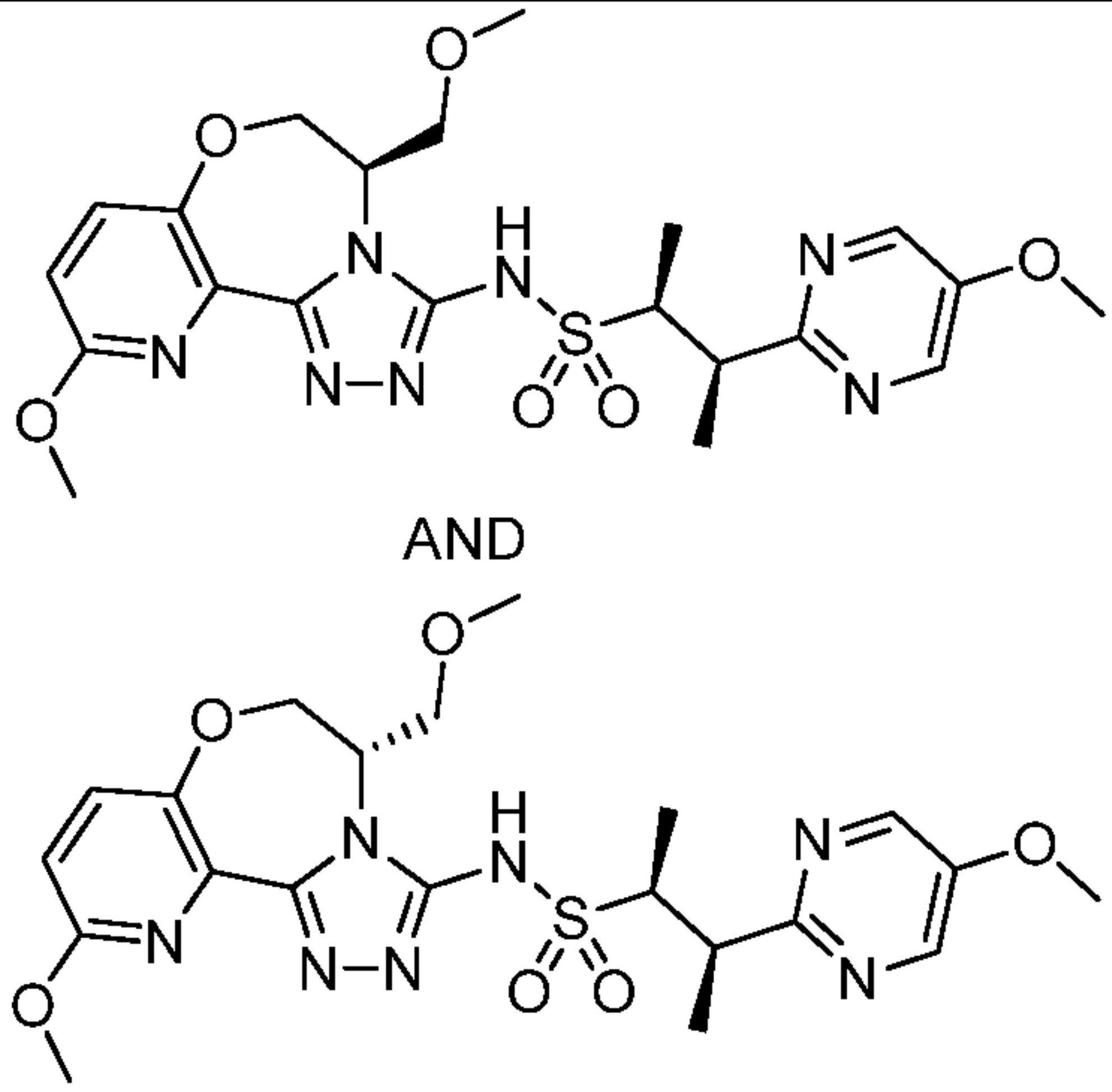
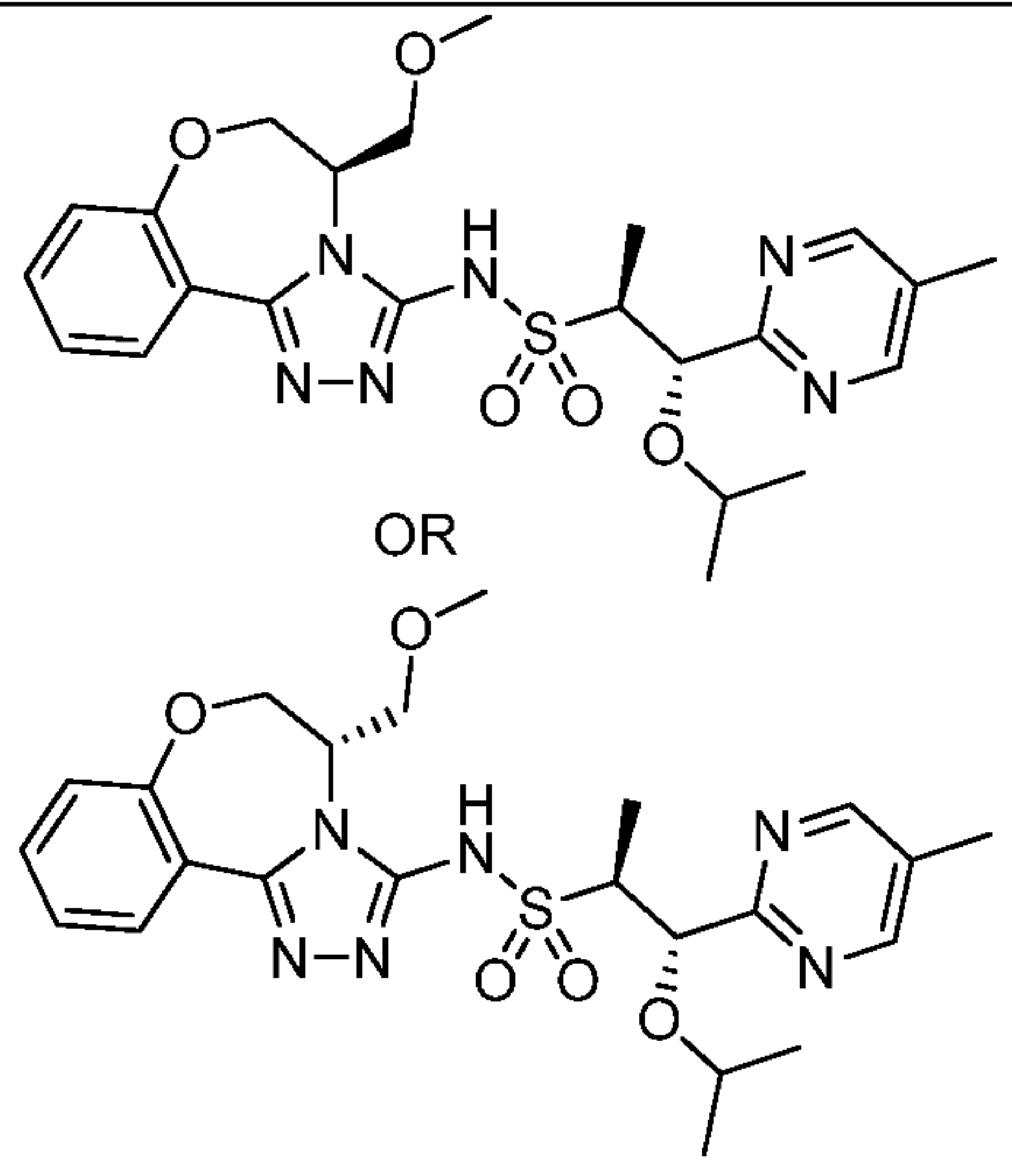
[0225] **(2S,3R)-N-((5R)-5-(Methoxymethyl)-5,6-dihydro[1,2,4]triazolo[4,3-d][1,4]benzoxazepin-3-yl)-3-(5-methoxy-2-pyrimidinyl)-2-butanesulfonamide or (2S,3R)-N-((5S)-5-(methoxymethyl)-5,6-dihydro[1,2,4]triazolo[4,3-d][1,4]benzoxazepin-3-yl)-3-(5-methoxy-2-pyrimidinyl)-2-butanesulfonamide,**

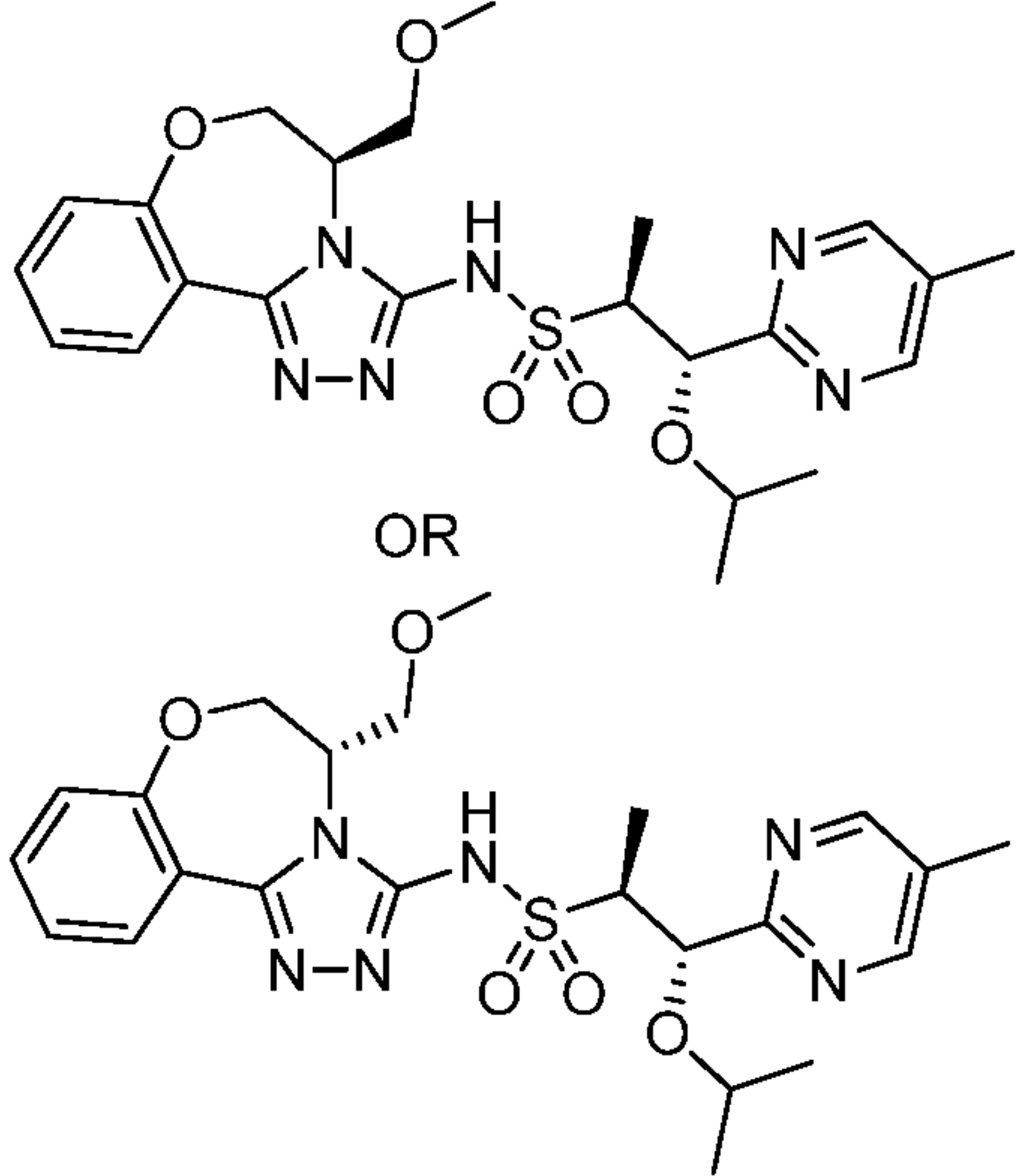
Example 2.0. The title compound was the second peak to elute on a Chiralcel OJ-H column using 20% MeOH by SFC chiral separation of **Example 1.9**. ¹H NMR (500 MHz, CDCl₃) δ 11.21 (br s, 1 H) 8.37 (s, 2 H) 8.29 (dd, J=8.17, 1.56 Hz, 1 H) 7.41 (ddd, J=8.47, 7.10, 1.69 Hz, 1 H) 7.09 - 7.19 (m, 2 H) 4.87 (dd, J=13.23, 3.24 Hz, 1 H) 4.63 - 4.71 (m, 1 H) 4.06 (d, J=13.23 Hz, 1 H) 3.88 - 3.95 (m, 4 H) 3.81 - 3.88 (m, 1 H) 3.63 - 3.75 (m, 2 H) 3.43 (s, 3 H) 1.48 (s, 3 H) 1.47 (s, 3 H). LCMS-ESI (pos.) m/z: 475.0 (M+H)⁺.

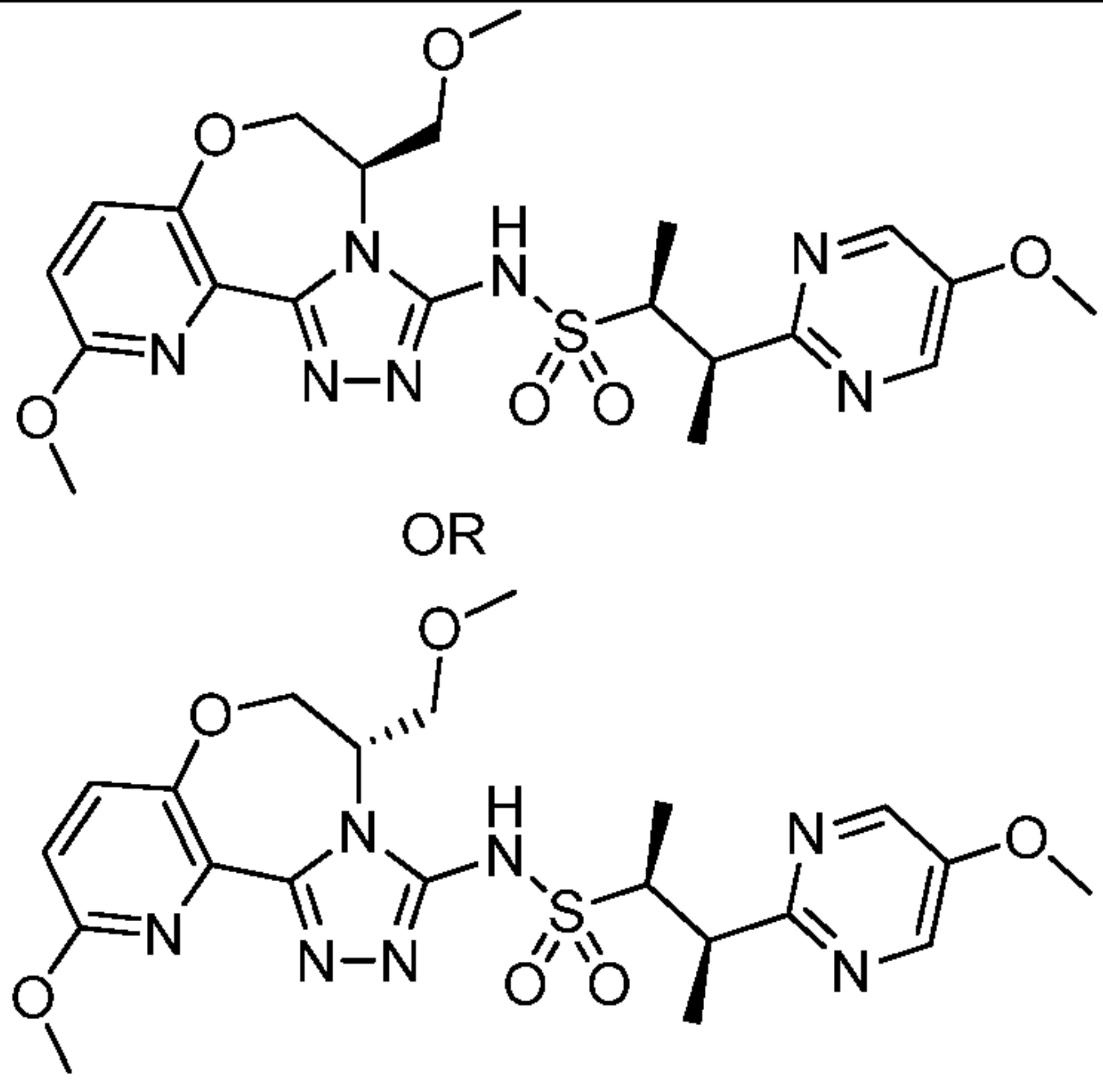
[0226] The compounds in the following table were synthesized following the procedure in **Example 1.0** using the known starting material as described.

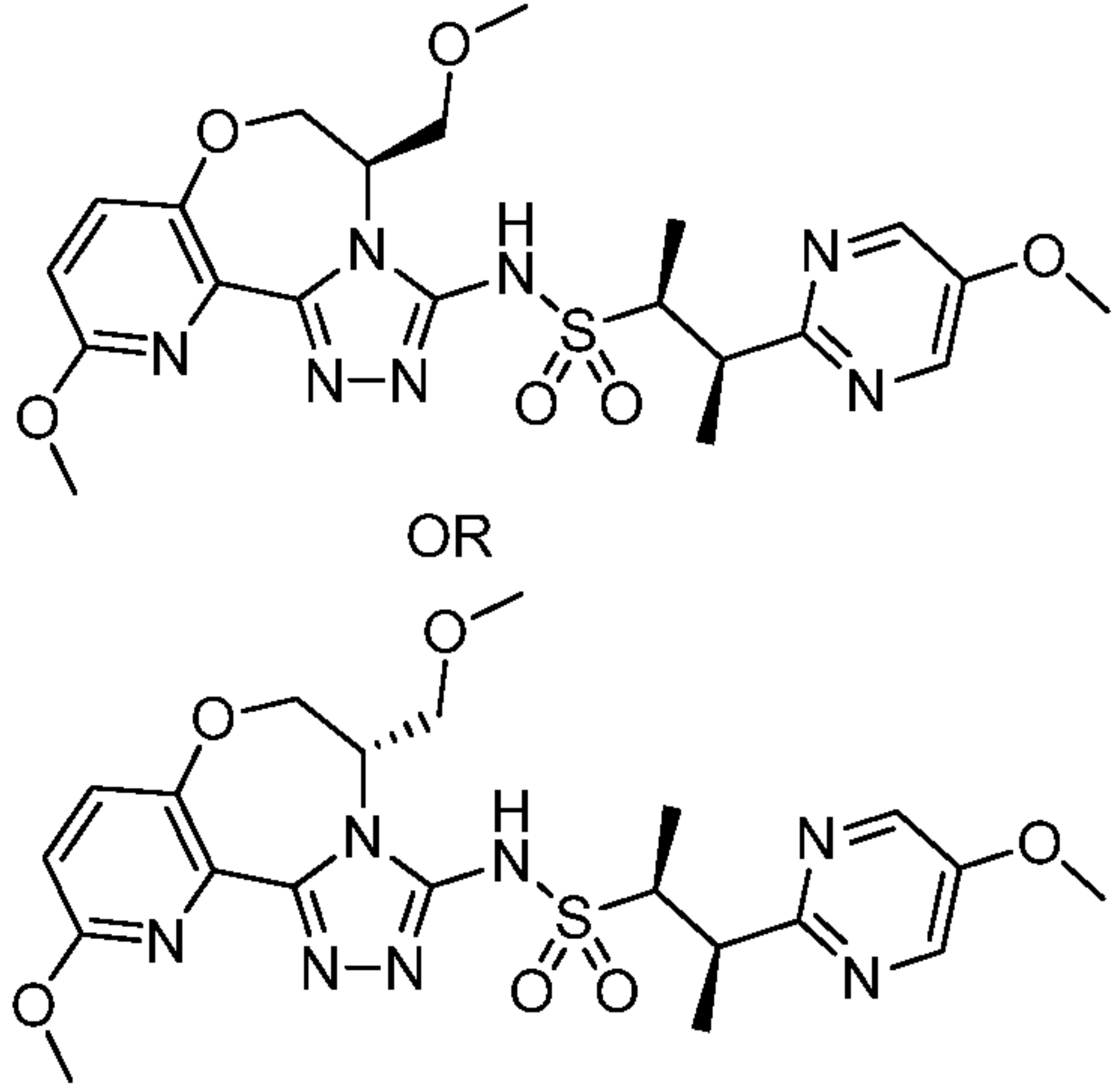
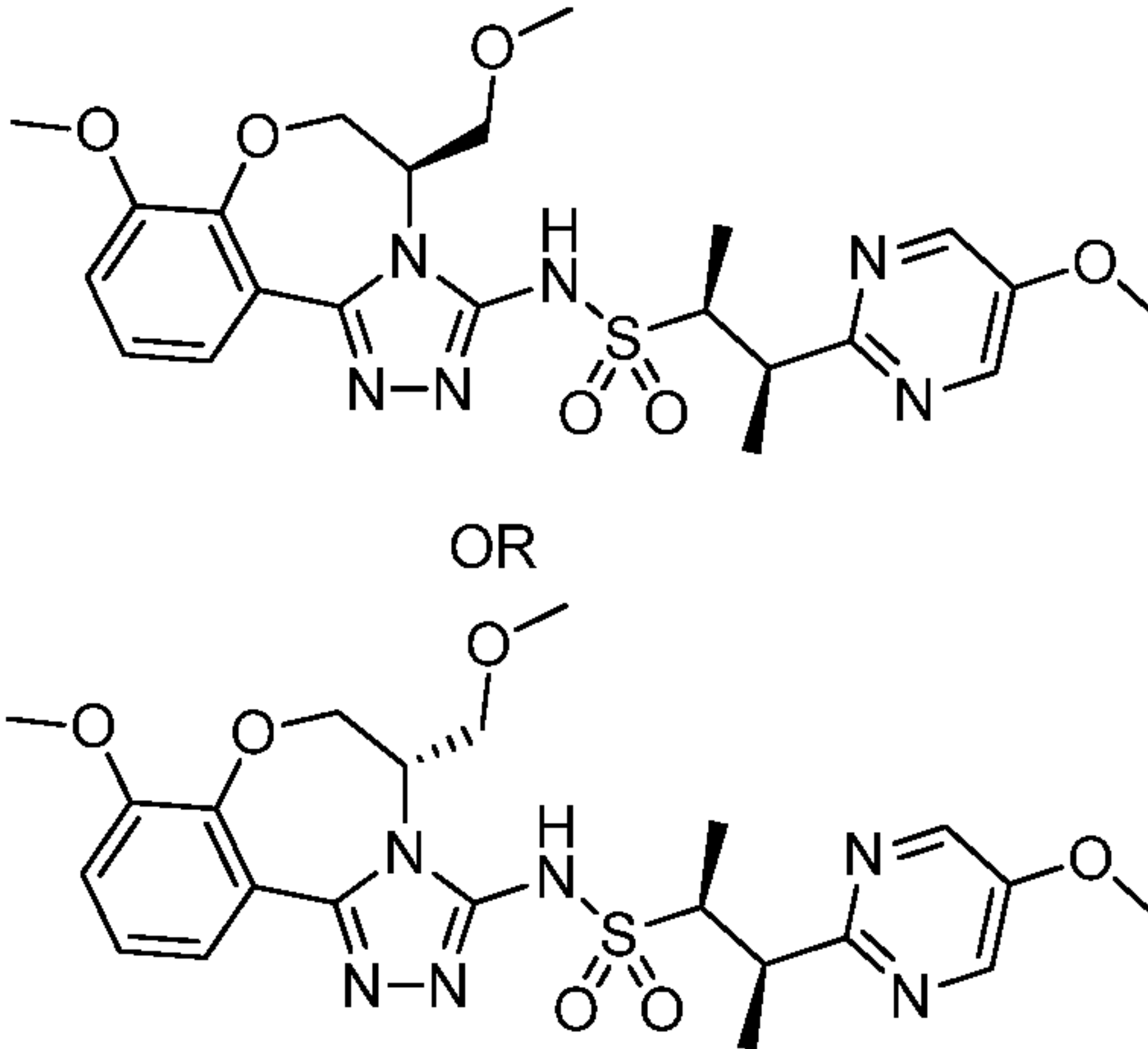
Table 1

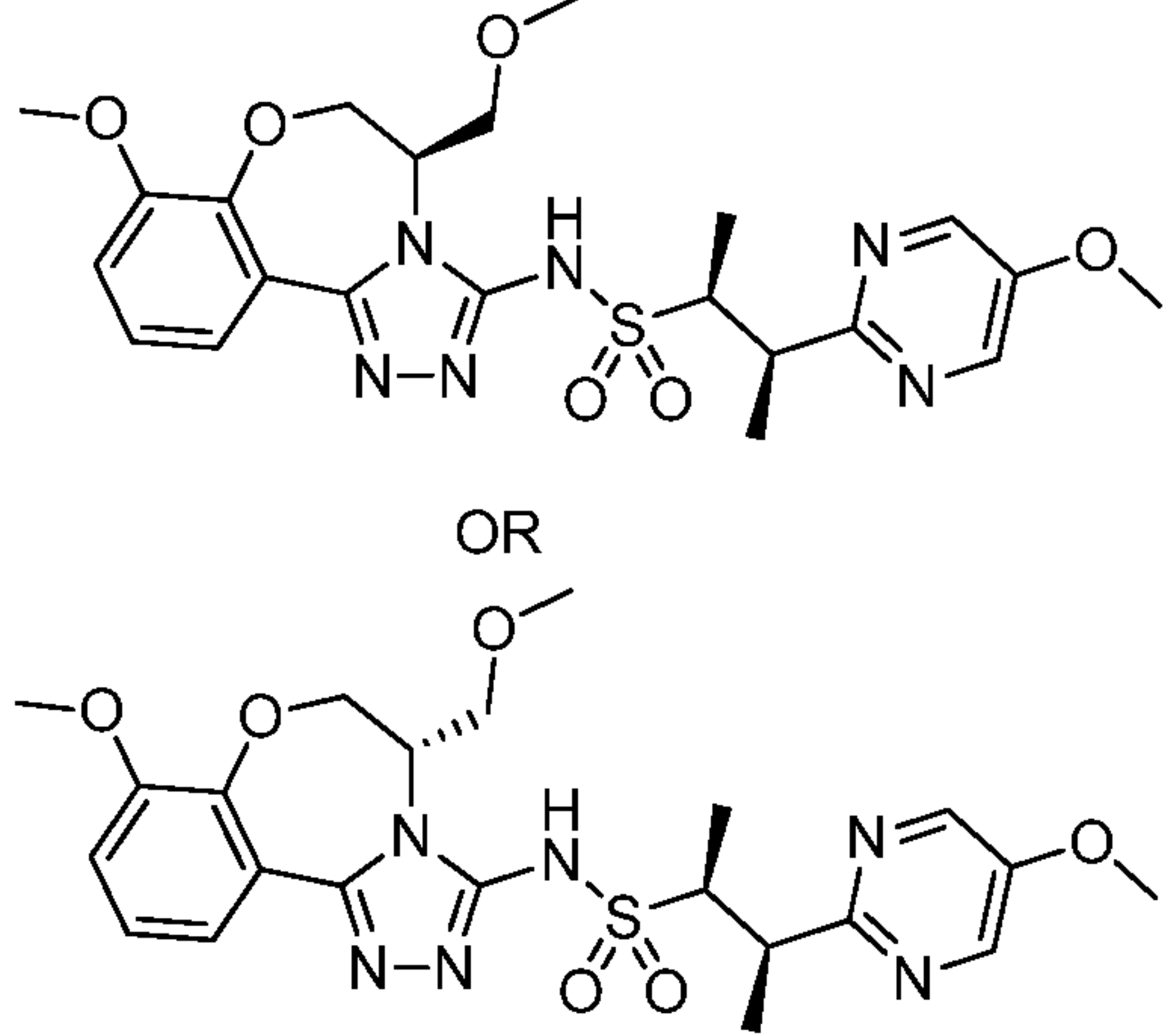
Example	Reagents	Structure, Name and Data
---------	----------	--------------------------

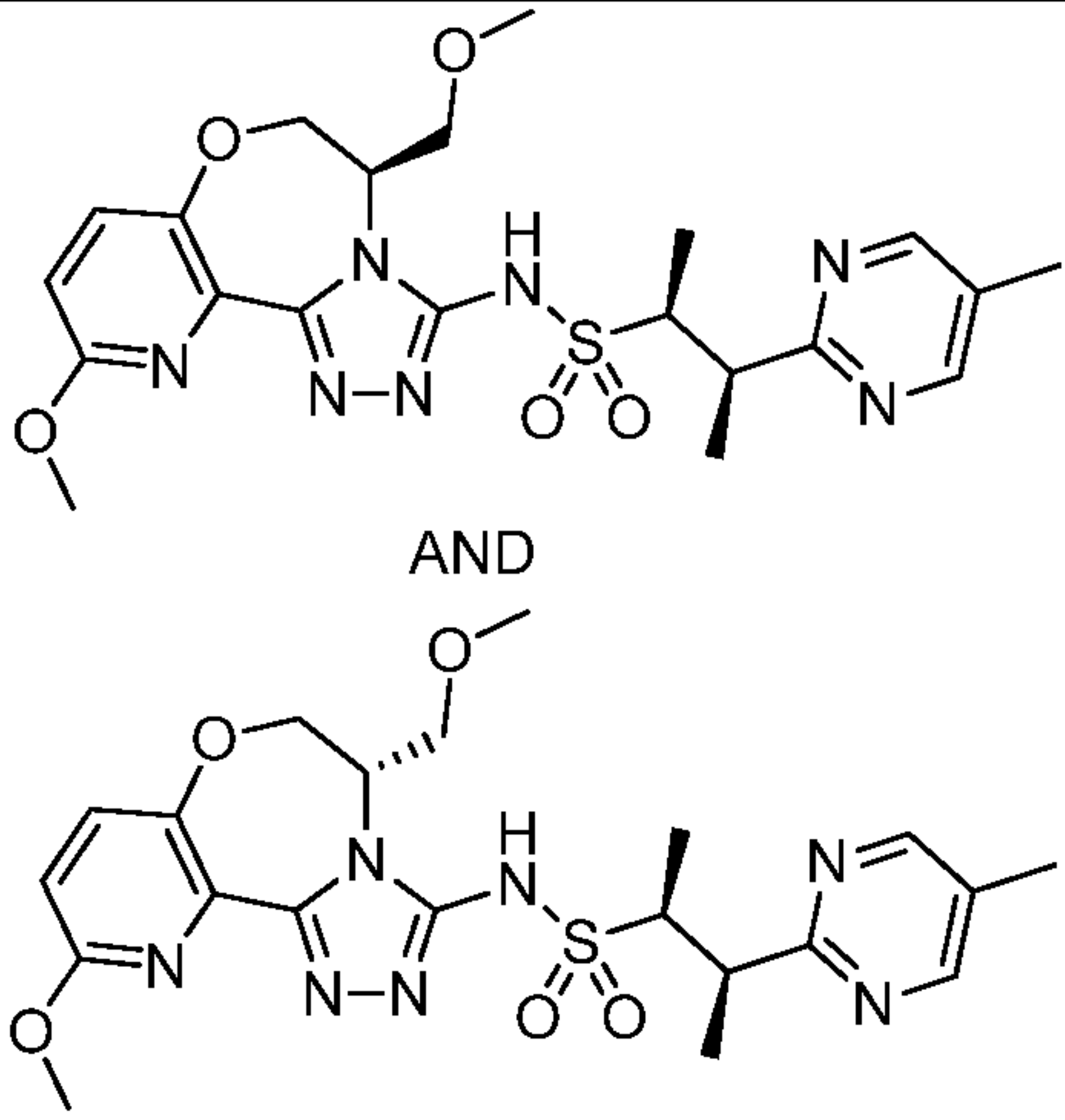
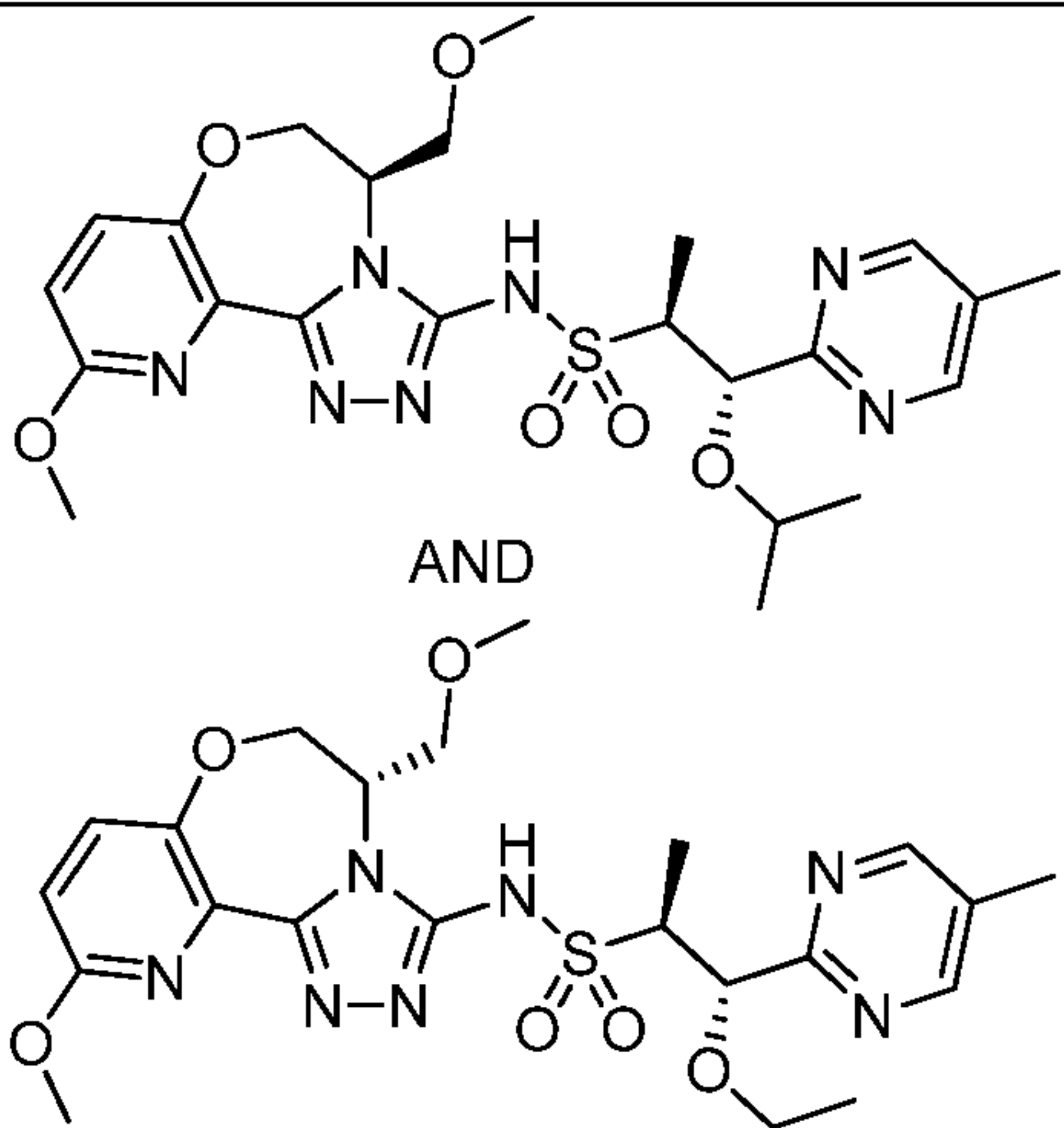
<p>3.0</p>	<p>5-isothiocyanato-2,2-dimethyl-1,3-dioxane (Example 1.1), (2S,3R)-3-(5-methoxypyrimidin-2-yl)butane-2-sulfonamide (Example 1.2), and 3-bromo-6-methoxypicolinohydrazide (Example 3.1).</p>	 <p>(2S,3R)-N-((5R)-10-methoxy-5-(methoxymethyl)-5,6-dihydropyrido[2,3-f][1,2,4]triazolo[4,3-d][1,4]oxazepin-3-yl)-3-(5-methoxy-2-pyrimidinyl)-2-butanesulfonamide and (2S,3R)-N-((5S)-10-methoxy-5-(methoxymethyl)-5,6-dihydropyrido[2,3-f][1,2,4]triazolo[4,3-d][1,4]oxazepin-3-yl)-3-(5-methoxy-2-pyrimidinyl)-2-butanesulfonamide. LCMS ESI (pos.) m/z: 506.1 (M+H)⁺.</p>
<p>4.0</p>	<p>5-isothiocyanato-2,2-dimethyl-1,3-dioxane (Example 1.1), (1S,2S)-1-isopropoxy-1-(5-methylpyrimidin-2-yl)propane-2-sulfonamide (Example 4.1), and 2-bromobenzohydrazide (commercially available from Sigma-Aldrich). The first epimer eluted from a Chiralpak AS-H column with 20% MeOH.</p>	 <p>(1S,2S)-N-((5R)-5-(methoxymethyl)-5,6-dihydro[1,2,4]triazolo[4,3-d][1,4]benzoxazepin-3-yl)-1-(5-methyl-2-pyrimidinyl)-1-(2-propanyloxy)-2-propanesulfonamide or (1S,2S)-N-((5S)-5-(methoxymethyl)-5,6-dihydro[1,2,4]triazolo[4,3-d][1,4]benzoxazepin-3-yl)-1-(5-methyl-2-</p>

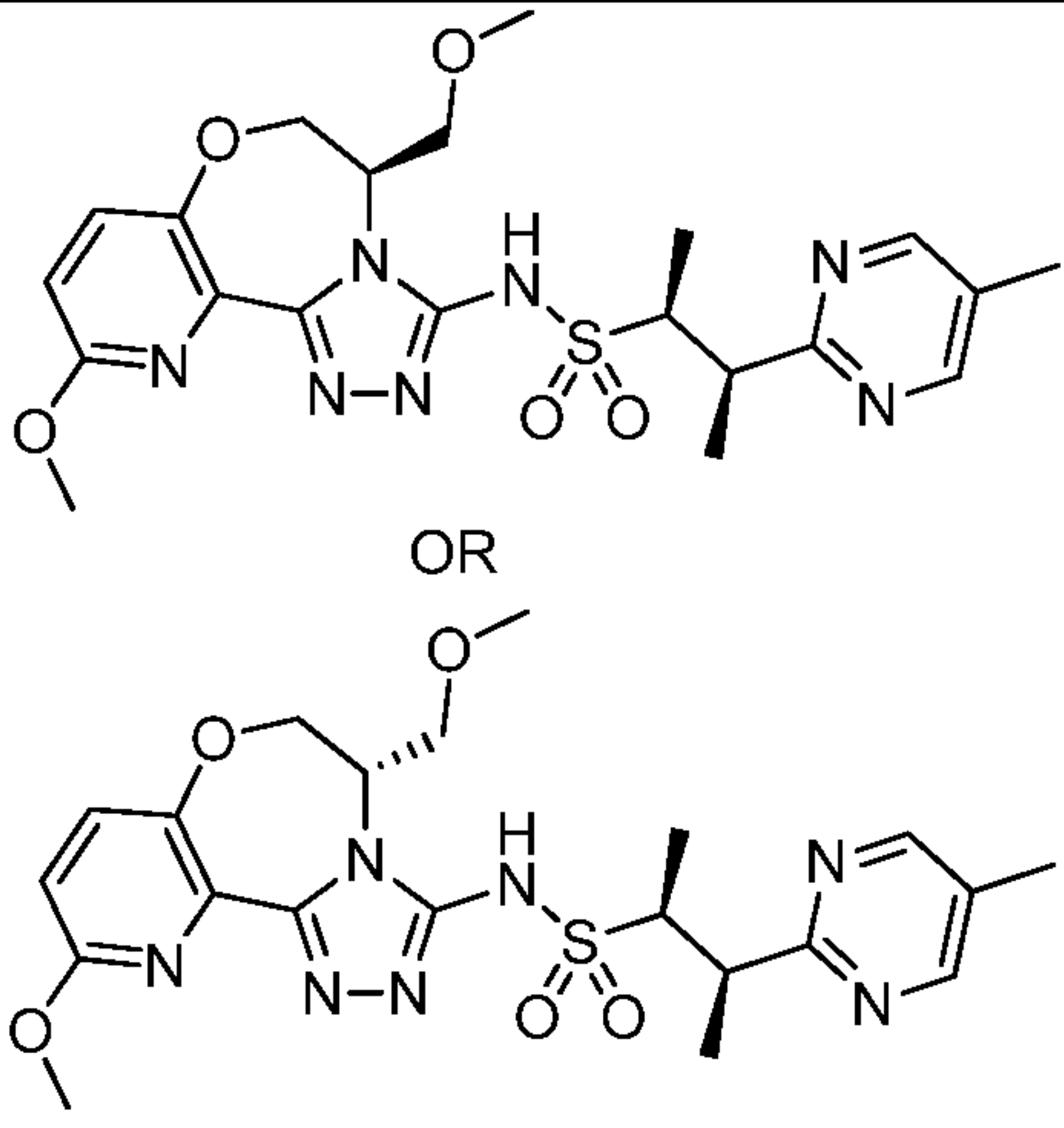
		<p>pyrimidinyl)-1-(2-propanyloxy)-2-propanesulfonamide.</p> <p>¹H NMR (500 MHz, CDCl₃) δ 12.83 (br s, 1 H) 8.67 (s, 2 H) 8.35 (d, J=8.04 Hz, 1 H) 7.40 (t, J=7.66 Hz, 1 H) 7.09 - 7.19 (m, 2 H) 4.90 (d, J=3.63 Hz, 1 H) 4.87 (dd, J=13.23, 3.11 Hz, 1 H) 4.78 (dt, J=8.37, 4.38 Hz, 1 H) 4.06 (d, J=13.23 Hz, 1 H) 3.78 - 3.88 (m, 1 H) 3.66 - 3.76 (m, 2 H) 3.54 (m, 1 H) 3.47 (s, 3 H) 2.36 (s, 3 H) 1.62 (d, J=7.01 Hz, 3 H) 1.05 (d, J=5.97 Hz, 3 H) 0.84 (d, J=6.10 Hz, 3 H). LCMS ESI (pos.) m/z: 503.0 (M+H)⁺.</p>
<p>5.0</p>	<p>5-isothiocyanato-2,2-dimethyl-1,3-dioxane (Example 1.1), (1S,2S)-1-isopropoxy-1-(5-methylpyrimidin-2-yl)propane-2-sulfonamide (Example 4.1), and 2-bromobenzohydrazide (commercially available from Sigma-Aldrich). The second epimer eluted from a Chiralpak AS-H column with 20% MeOH by SFC chiral separation.</p>	 <p>(1S,2S)-N-((5R)-5-(methoxymethyl)-5,6-dihydro[1,2,4]triazolo[4,3-d][1,4]benzoxazepin-3-yl)-1-(5-methyl-2-pyrimidinyl)-1-(2-propanyloxy)-2-propanesulfonamide or (1S,2S)-N-((5S)-5-(methoxymethyl)-5,6-dihydro[1,2,4]triazolo[4,3-d][1,4]benzoxazepin-3-yl)-1-(5-methyl-2-pyrimidinyl)-1-(2-propanyloxy)-2-propanesulfonamide.</p> <p>¹H NMR (500 MHz, CDCl₃) δ 12.39 (br s, 1 H) 8.65 (s, 2 H) 8.34 (d, J=8.17 Hz, 1 H) 7.40 (t, J=7.66 Hz, 1 H) 7.10 - 7.18 (m, 2 H) 4.88 - 4.96 (m, 2 H) 4.67 - 4.76 (m, 1 H) 4.06 (d, J=13.10 Hz, 1 H) 3.79 - 3.88 (m, 2 H) 3.64 (t, J=9.41 Hz, 1 H) 3.54 (dt, J=12.10, 6.08 Hz, 1 H) 3.46 (s, 3 H) 2.36 (s, 3 H) 1.49 (d,</p>

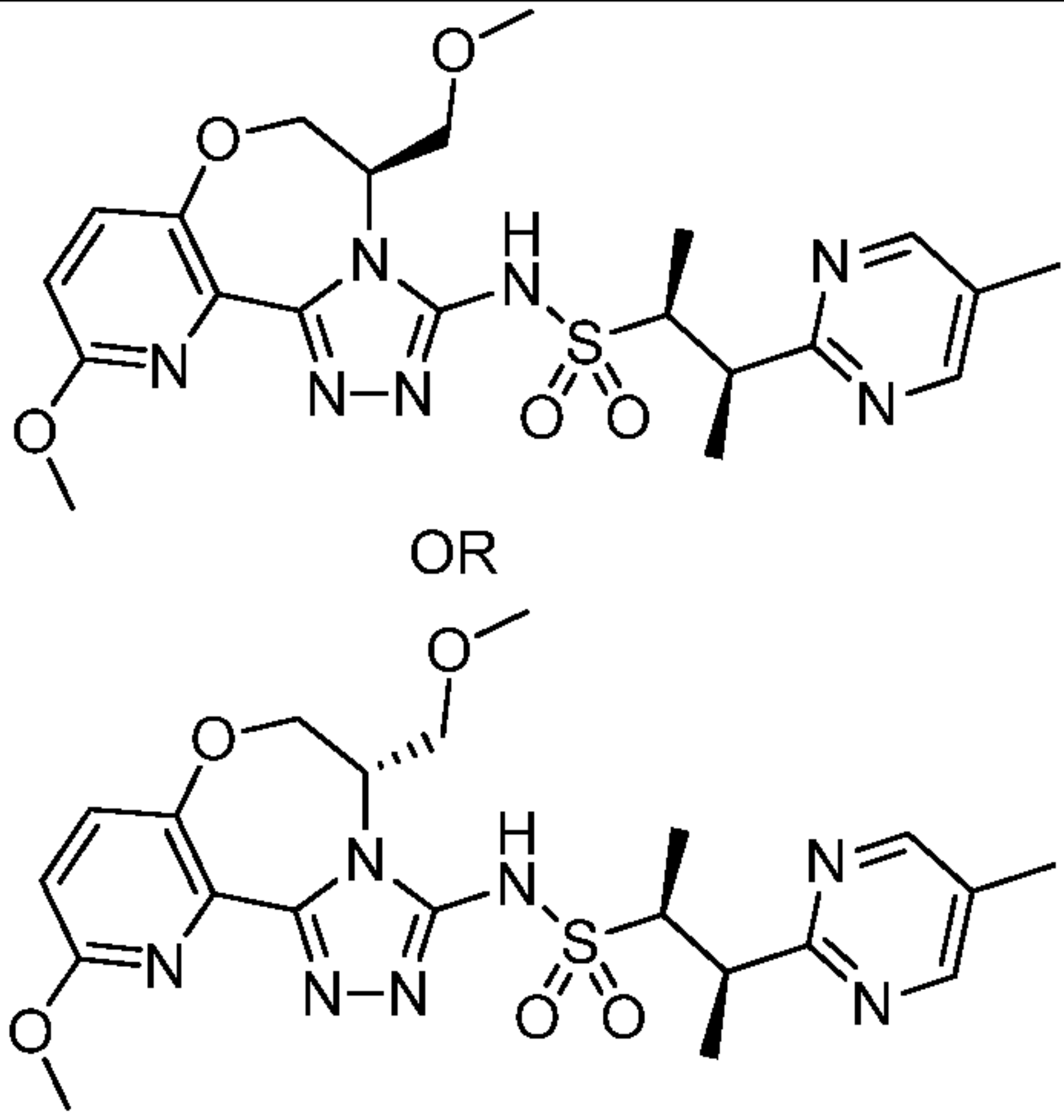
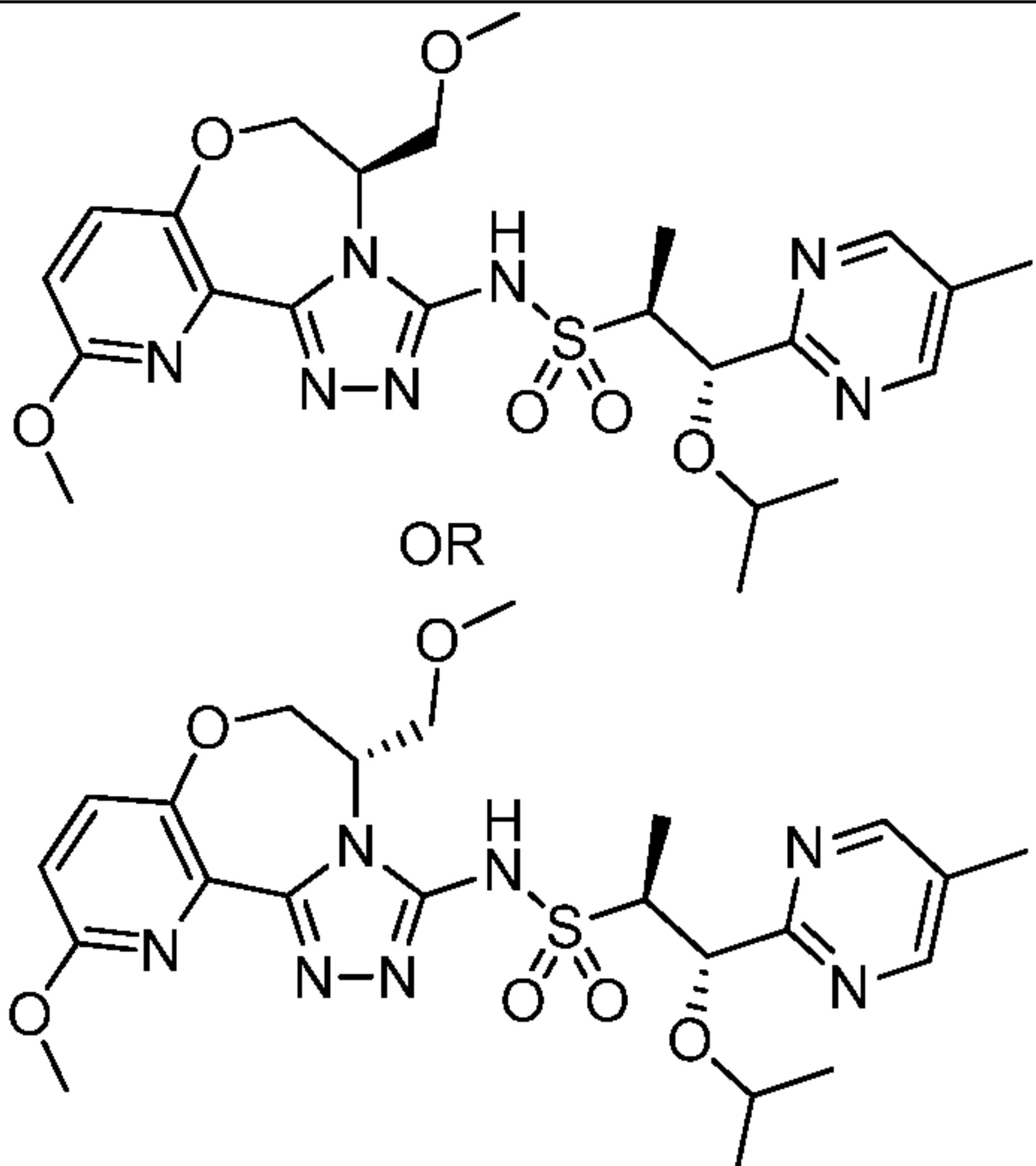
		J=7.14 Hz, 3 H) 1.09 (d, J=5.97 Hz, 3 H) 0.88 (d, J=6.23 Hz, 3 H). LCMS ESI (pos.) m/z: 503.0 (M+H) ⁺ .
6.0	The first epimer eluted from a Chiralcel OD-H column with 30% MeOH by SFC chiral separation of Example 3.0 .	 <p>(2S,3R)-N-((5R)-10-methoxy-5-(methoxymethyl)-5,6-dihydropyrido[2,3-f][1,2,4]triazolo[4,3-d][1,4]oxazepin-3-yl)-3-(5-methoxy-2-pyrimidinyl)-2-butanesulfonamide or (2S,3R)-N-((5S)-10-methoxy-5-(methoxymethyl)-5,6-dihydropyrido[2,3-f][1,2,4]triazolo[4,3-d][1,4]oxazepin-3-yl)-3-(5-methoxy-2-pyrimidinyl)-2-butanesulfonamide.</p> <p>¹H NMR (500 MHz, CDCl₃) δ 11.30 (br s, 1 H) 8.38 (s, 2 H) 7.40 (d, J=8.95 Hz, 1 H) 6.86 (d, J=8.82 Hz, 1 H) 4.89 (dd, J=13.17, 3.18 Hz, 1 H) 4.76 (br d, J=3.24 Hz, 1 H) 3.98 - 4.09 (m, 4 H) 3.80 - 3.94 (m, 5 H) 3.62 - 3.73 (m, 2 H) 3.41 (s, 3 H) 1.45 (m, 6 H).</p> <p>LCMS ESI (pos.) m/z: 506.0 (M+H)⁺.</p>

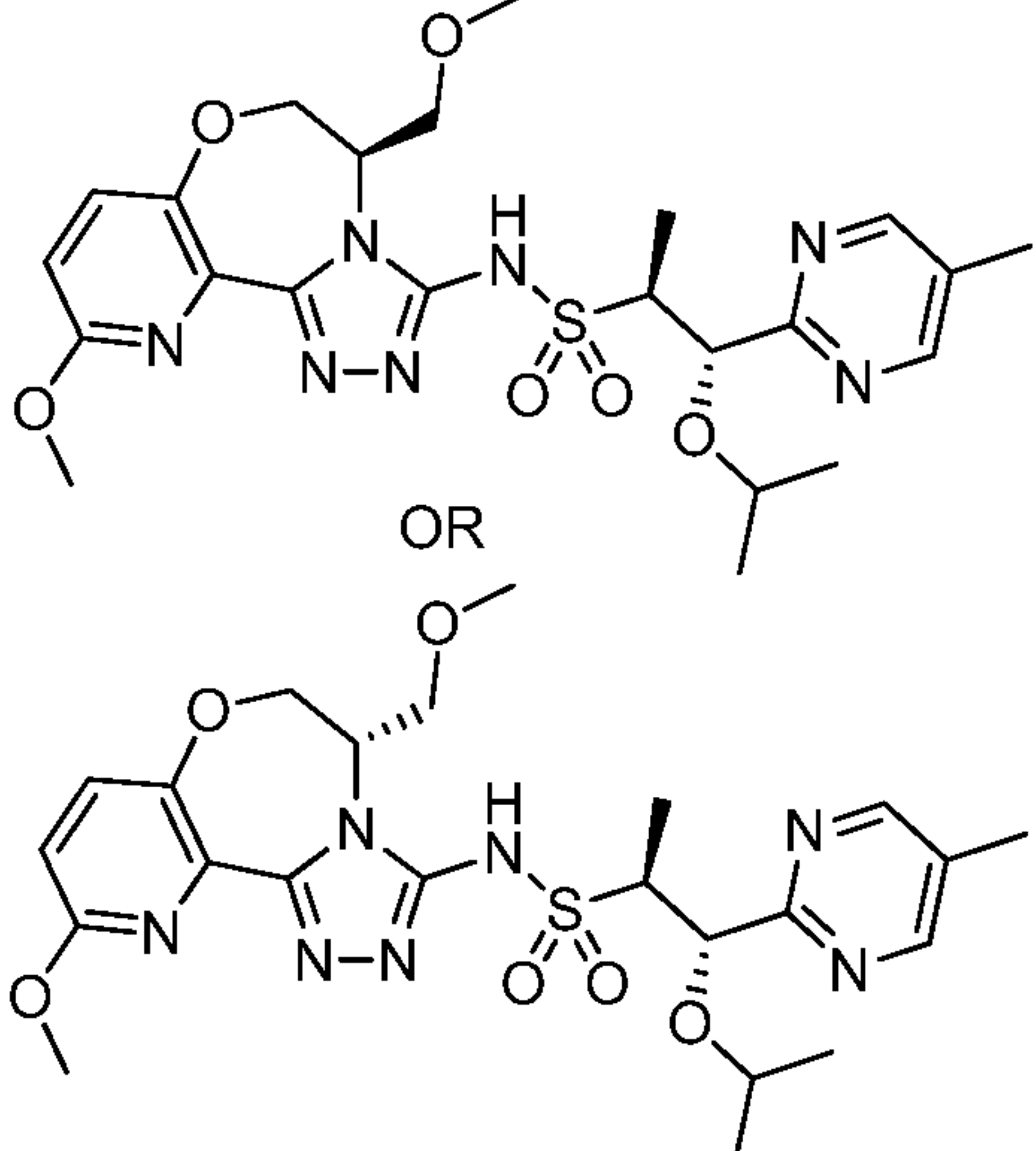
<p>7.0</p>	<p>The second epimer eluted from a Chiralcel OD-H column with 30% MeOH by SFC chiral separation of Example 3.0.</p>	 <p>(2S,3R)-N-((5R)-10-methoxy-5-(methoxymethyl)-5,6-dihydropyrido[2,3-f][1,2,4]triazolo[4,3-d][1,4]oxazepin-3-yl)-3-(5-methoxy-2-pyrimidinyl)-2-butanesulfonamide or (2S,3R)-N-((5S)-10-methoxy-5-(methoxymethyl)-5,6-dihydropyrido[2,3-f][1,2,4]triazolo[4,3-d][1,4]oxazepin-3-yl)-3-(5-methoxy-2-pyrimidinyl)-2-butanesulfonamide.</p> <p>¹H NMR (500 MHz, CDCl₃) δ 11.50 (br s, 1 H) 8.38 (s, 2 H) 7.40 (d, J=8.95 Hz, 1 H) 6.86 (d, J=8.95 Hz, 1 H) 4.87 (dd, J=13.17, 3.31 Hz, 1 H) 4.68 - 4.76 (m, 1 H) 3.99 - 4.04 (m, 4 H) 3.84 - 3.94 (m, 4 H) 3.78 (m, 1 H) 3.62 - 3.72 (m, 2 H) 3.41 (s, 3 H) 1.45 (m, 6 H). LCMS ESI (pos.) m/z: 506.2 (M+H)⁺.</p>
<p>8.0</p>	<p>5-isothiocyanato-2,2-dimethyl-1,3-dioxane (Example 1.1), (2S,3R)-3-(5-methoxypyrimidin-2-yl)butane-2-sulfonamide (Example 1.2), and 2-bromo-3-methoxybenzohydrazide (Example 8.1). The first epimer eluted from a Chiralcel OJ-H column with 20% MeOH by SFC chiral separation.</p>	 <p>(2S,3R)-N-((5R)-8-methoxy-5-(methoxymethyl)-5,6-dihydro[1,2,4]triazolo[4,3-d][1,4]benzoxazepin-3-yl)-3-(5-methoxy-2-pyrimidinyl)-2-butanesulfonamide or (2S,3R)-N-((5S)-8-methoxy-5-(methoxymethyl)-5,6-dihydro[1,2,4]triazolo[4,3-d][1,4]benzoxazepin-3-yl)-3-(5-methoxy-2-pyrimidinyl)-2-butanesulfonamide.</p>

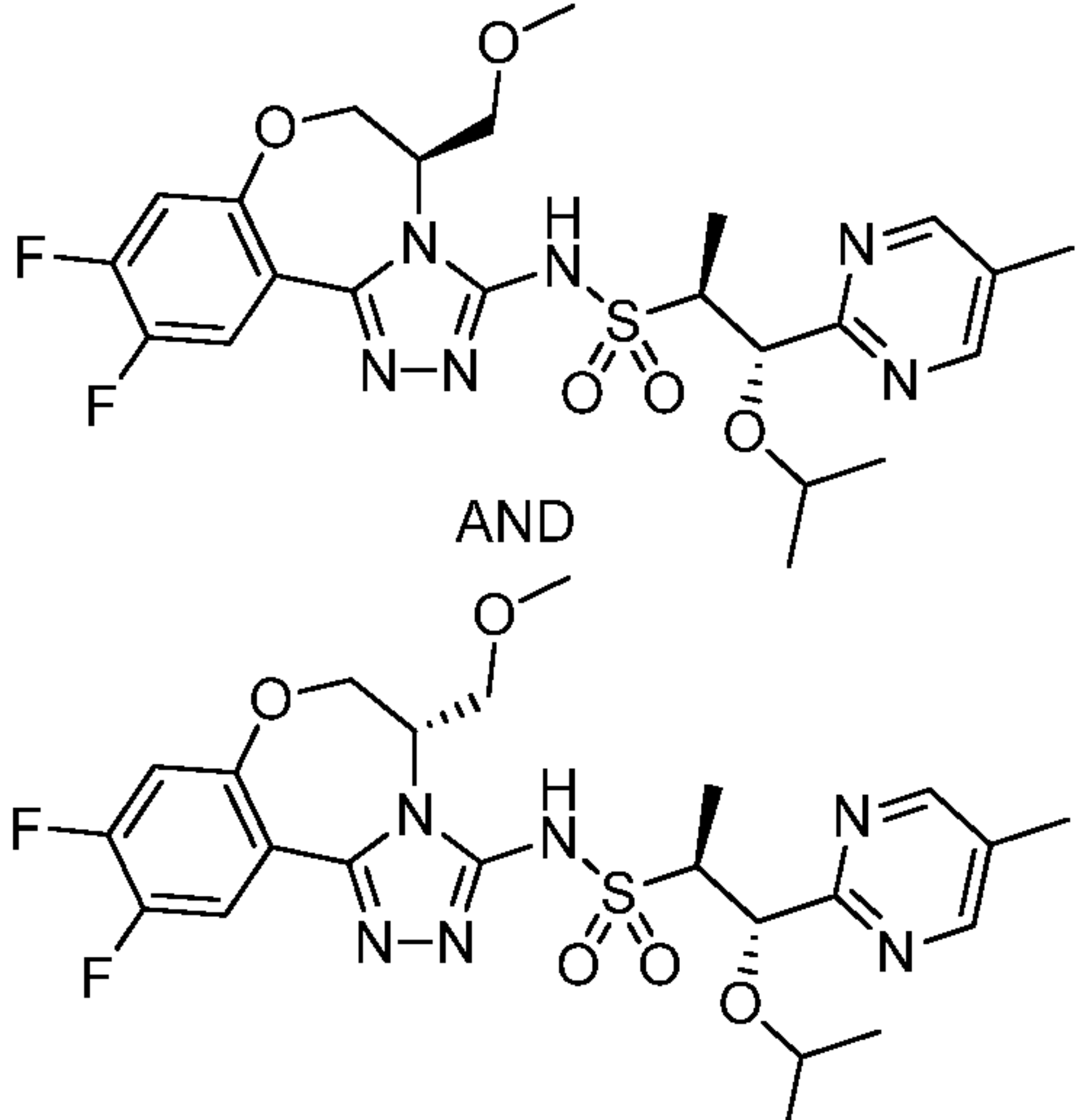
		<p>3-(5-methoxy-2-pyrimidinyl)-2-butanesulfonamide or (2S,3R)-N-((5S)-8-methoxy-5-(methoxymethyl)-5,6-dihydro[1,2,4]triazolo[4,3-d][1,4]benzoxazepin-3-yl)-3-(5-methoxy-2-pyrimidinyl)-2-butanesulfonamide.</p> <p>¹H NMR (500 MHz, CDCl₃) δ 11.26 (br s, 1 H) 8.49 (s, 2 H) 7.88 (dd, J=8.24, 1.49 Hz, 1 H) 7.04 - 7.09 (m, 1 H) 6.97 - 7.02 (m, 1 H) 5.01 (dd, J=13.10, 3.11 Hz, 1 H) 4.68 - 4.75 (m, 1 H) 4.08 (d, J=12.98 Hz, 1 H) 3.85 - 4.00 (m, 9 H) 3.75 - 3.81 (m, 2 H) 3.42 (s, 3 H) 1.54 (d, J=6.62 Hz, 3 H) 1.48 (d, J=6.75 Hz, 3 H).</p> <p>LCMS ESI (pos.) m/z: 505.1 (M+H)⁺.</p>
<p>9.0</p>	<p>5-isothiocyanato-2,2-dimethyl-1,3-dioxane (Example 1.1), (2S,3R)-3-(5-methoxypyrimidin-2-yl)butane-2-sulfonamide (Example 1.2), and 2-bromo-3-methoxybenzohydrazide (Example 8.1).</p> <p>The second epimer eluted from a Chiralcel OJ-H column with 20% MeOH by SFC chiral separation.</p>	 <p>(2S,3R)-N-((5R)-8-methoxy-5-(methoxymethyl)-5,6-dihydro[1,2,4]triazolo[4,3-d][1,4]benzoxazepin-3-yl)-3-(5-methoxy-2-pyrimidinyl)-2-butanesulfonamide or (2S,3R)-N-((5S)-8-methoxy-5-(methoxymethyl)-5,6-dihydro[1,2,4]triazolo[4,3-d][1,4]benzoxazepin-3-yl)-3-(5-methoxy-2-pyrimidinyl)-2-butanesulfonamide.</p> <p>¹H NMR (500 MHz, CDCl₃) δ 11.14 (br s, 1 H) 8.41 (s, 2 H) 7.87 (dd, J=8.30, 1.30 Hz, 1 H) 7.05 - 7.11 (m, 1 H) 6.99 (dd, J=8.04, 1.30 Hz, 1 H) 5.01 (dd, J=13.10, 3.11 Hz, 1 H) 4.68 - 4.75 (m, 1 H) 4.12 (d, J=13.10 Hz, 1 H) 3.85 - 3.97 (m, 8 H) 3.70 - 3.75 (m, 2 H) 3.41 (s, 3 H) 1.48 (m, 6 H).</p> <p>LCMS ESI (pos.) m/z: 505.1 (M+H)⁺.</p>

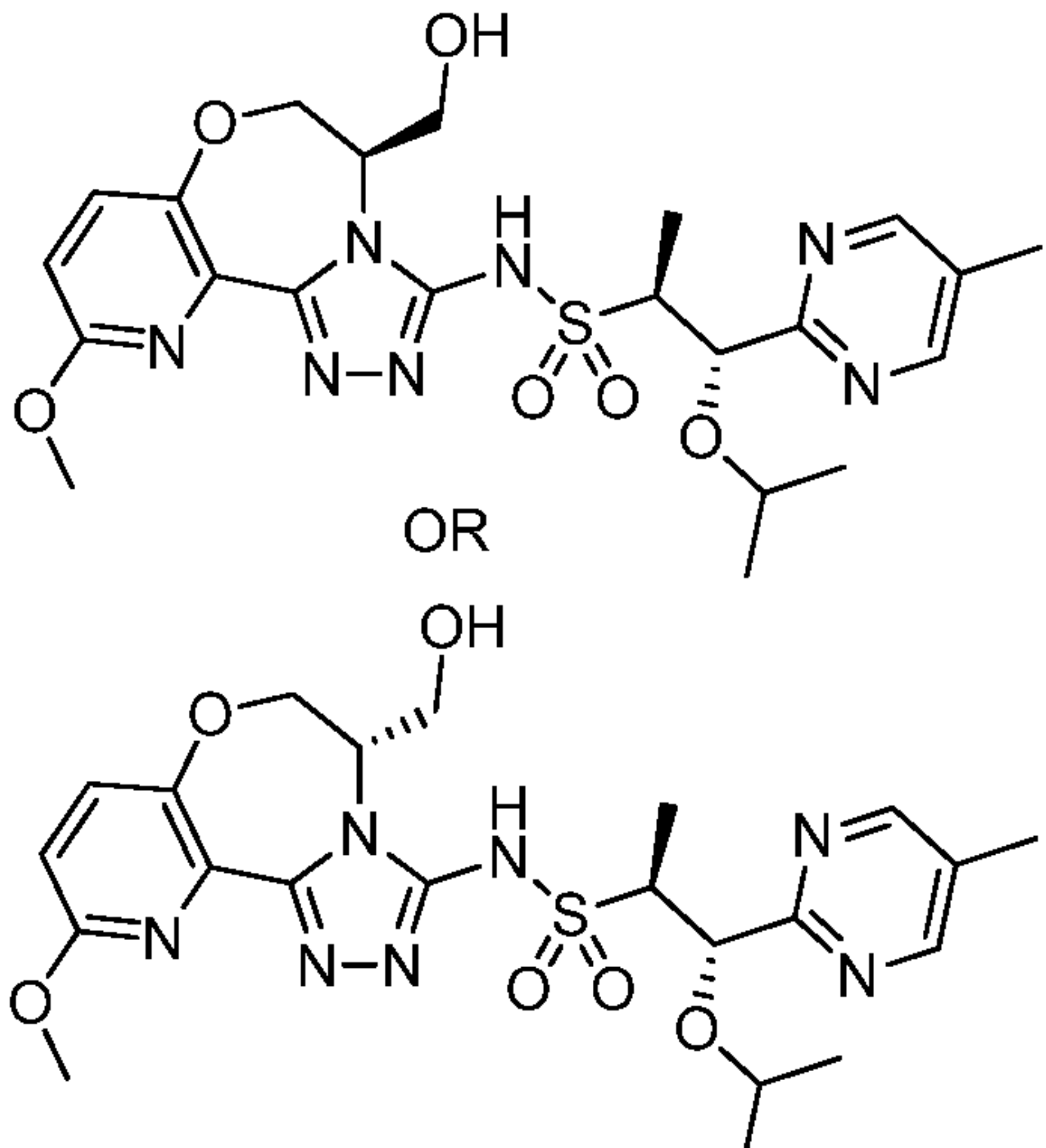
<p>10.0</p> <p>5-isothiocyanato-2,2-dimethyl-1,3-dioxane (Example 1.1), (2S,3R)-3-(5-methylpyrimidin-2-yl)butane-2-sulfonamide (Example 10.1), and 3-bromo-6-methoxypicolinohydrazide (Example 3.1).</p>		 <p>(2S,3R)-N-((5R)-10-methoxy-5-(methoxymethyl)-5,6-dihydropyrido[2,3-f][1,2,4]triazolo[4,3-d][1,4]oxazepin-3-yl)-3-(5-methyl-2-pyrimidinyl)-2-butan-2-sulfonamide and (2S,3R)-N-((5S)-10-methoxy-5-(methoxymethyl)-5,6-dihydropyrido[2,3-f][1,2,4]triazolo[4,3-d][1,4]oxazepin-3-yl)-3-(5-methyl-2-pyrimidinyl)-2-butan-2-sulfonamide. LCMS ESI (pos.) m/z: 490.2 (M+H)⁺.</p>
<p>11.0</p> <p>5-isothiocyanato-2,2-dimethyl-1,3-dioxane (Example 1.1), (1S,2S)-1-isopropoxy-1-(5-methylpyrimidin-2-yl)propane-2-sulfonamide (Example 4.1), and 3-bromo-6-methoxypicolinohydrazide (Example 3.1).</p>		 <p>(1S,2S)-N-((5R)-10-methoxy-5-(methoxymethyl)-5,6-dihydropyrido[2,3-f][1,2,4]triazolo[4,3-d][1,4]oxazepin-3-yl)-1-(5-methyl-2-pyrimidinyl)-1-(2-propanyloxy)-2-propanesulfonamide and (1S,2S)-N-((5S)-10-methoxy-5-(methoxymethyl)-5,6-dihydropyrido[2,3-f][1,2,4]triazolo[4,3-</p>

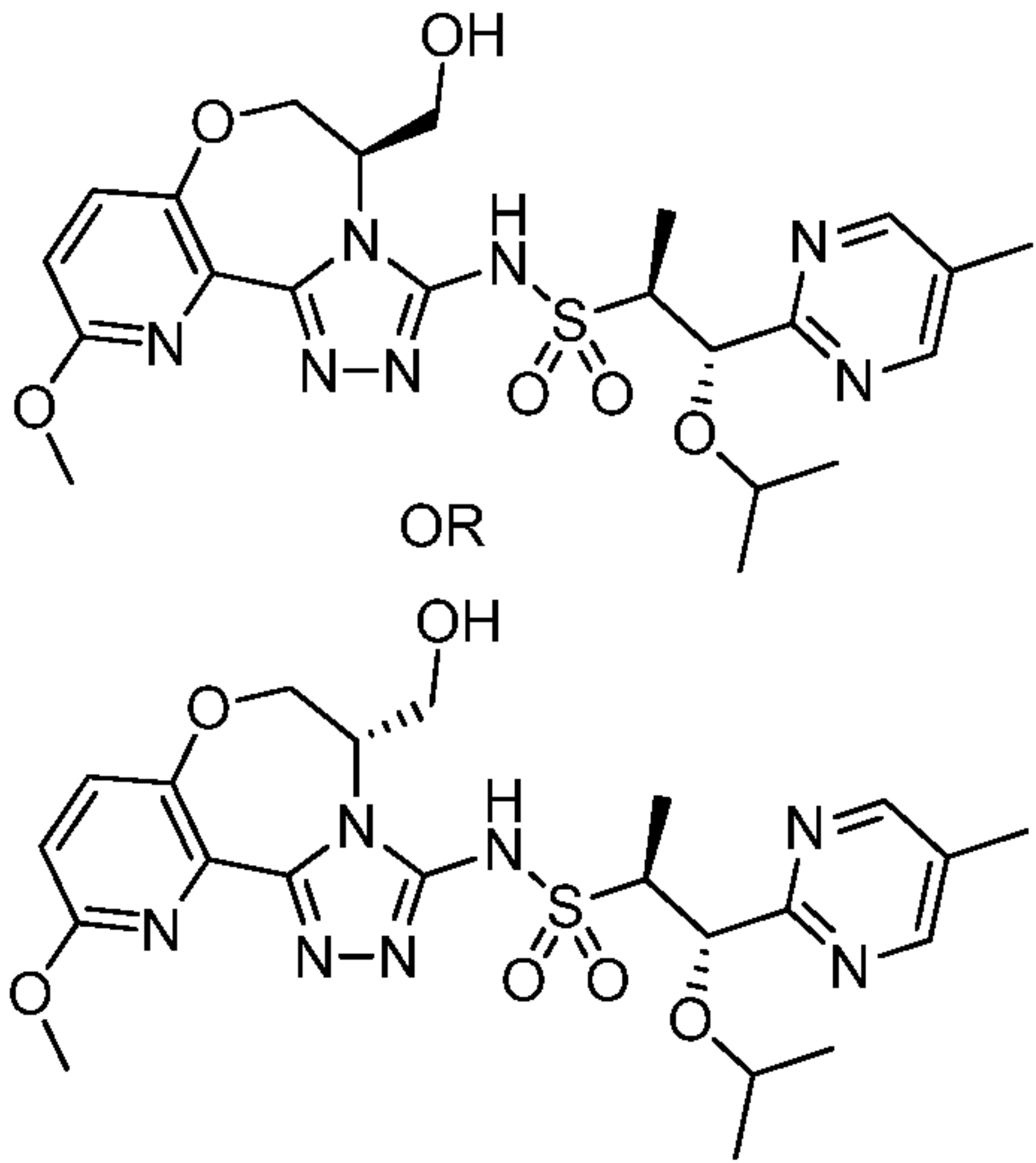
		<p>d][1,4]oxazepin-3-yl)-1-(5-methyl-2-pyrimidinyl)-1-(2-propanyloxy)-2-propanesulfonamide. LCMS ESI (pos.) m/z: 534.2 (M+H)⁺.</p>
12.0	The first epimer eluted from a Chiralcel OD-H column with 30% MeOH by SFC chiral separation of Example 10.0.	 <p>(2S,3R)-N-((5R)-10-methoxy-5-(methoxymethyl)-5,6-dihydropyrido[2,3-f][1,2,4]triazolo[4,3-d][1,4]oxazepin-3-yl)-3-(5-methyl-2-pyrimidinyl)-2-butanesulfonamide or (2S,3R)-N-((5S)-10-methoxy-5-(methoxymethyl)-5,6-dihydropyrido[2,3-f][1,2,4]triazolo[4,3-d][1,4]oxazepin-3-yl)-3-(5-methyl-2-pyrimidinyl)-2-butanesulfonamide.</p> <p>¹H NMR (400 MHz, CDCl₃) δ 11.41 (br s, 1 H) 8.52 (s, 2 H) 7.39 (br d, J=8.91 Hz, 1 H) 6.85 (br d, J=8.91 Hz, 1 H) 4.88 (br d, J=12.54 Hz, 1 H) 4.74 (br s, 1 H) 3.98 - 4.06 (m, 4 H) 3.92 (m, 1 H) 3.79 (br t, J=6.43 Hz, 1 H) 3.59 - 3.72 (m, 2 H) 3.40 (s, 3 H) 2.28 (s, 3 H) 1.44 (m, 6 H). LCMS ESI (pos.) m/z: 490.0 (M+H)⁺.</p>

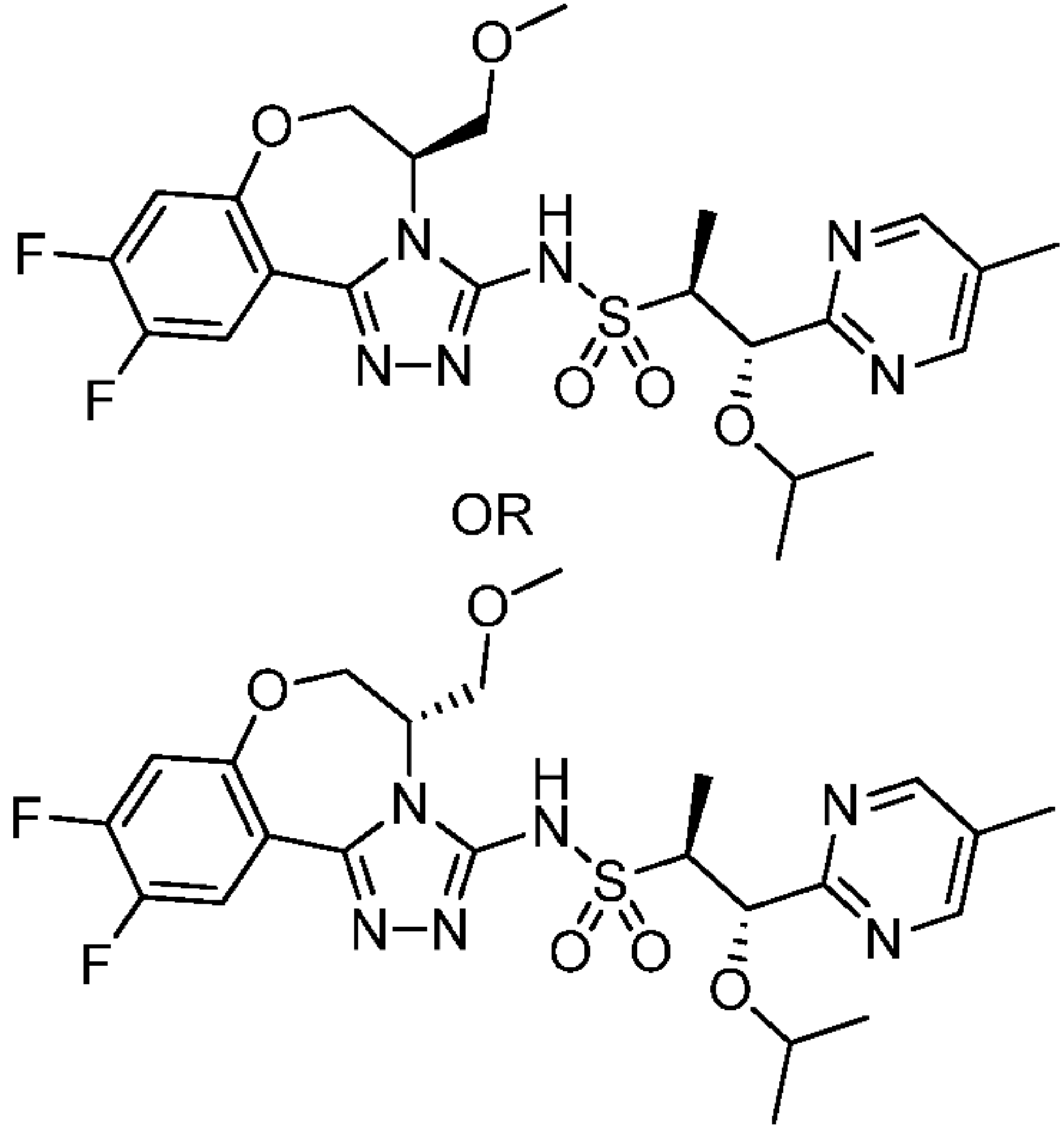
<p>13.0</p>	<p>The second epimer eluted from a Chiralcel OD-H column with 30% MeOH by SFC chiral separation of Example 10.0.</p>	 <p>(2S,3R)-N-((5R)-10-methoxy-5-(methoxymethyl)-5,6-dihydropyrido[2,3-f][1,2,4]triazolo[4,3-d][1,4]oxazepin-3-yl)-3-(5-methyl-2-pyrimidinyl)-2-butanesulfonamide or (2S,3R)-N-((5S)-10-methoxy-5-(methoxymethyl)-5,6-dihydropyrido[2,3-f][1,2,4]triazolo[4,3-d][1,4]oxazepin-3-yl)-3-(5-methyl-2-pyrimidinyl)-2-butanesulfonamide.</p> <p>¹H NMR (400 MHz, CDCl₃) δ 8.53 (s, 2 H) 7.39 (br d, J=8.91 Hz, 1 H) 6.84 (br d, J=8.81 Hz, 1 H) 4.86 (br d, J=13.06 Hz, 1 H) 4.72 (br s, 1 H) 4.00 (s, 4 H) 3.91 (br t, J=6.58 Hz, 1 H) 3.60 - 3.80 (m, 3 H) 3.39 (s, 3 H) 2.29 (s, 3 H) 1.44 (m, 6 H). LCMS ESI (pos.) m/z: 490.0 (M+H)⁺.</p>
<p>14.0</p>	<p>The first epimer eluted from a Phenomenex CEL 2 column with 50% MeOH by SFC chiral separation of Example 11.0.</p>	 <p>(1S,2S)-N-((5R)-10-methoxy-5-(methoxymethyl)-</p>

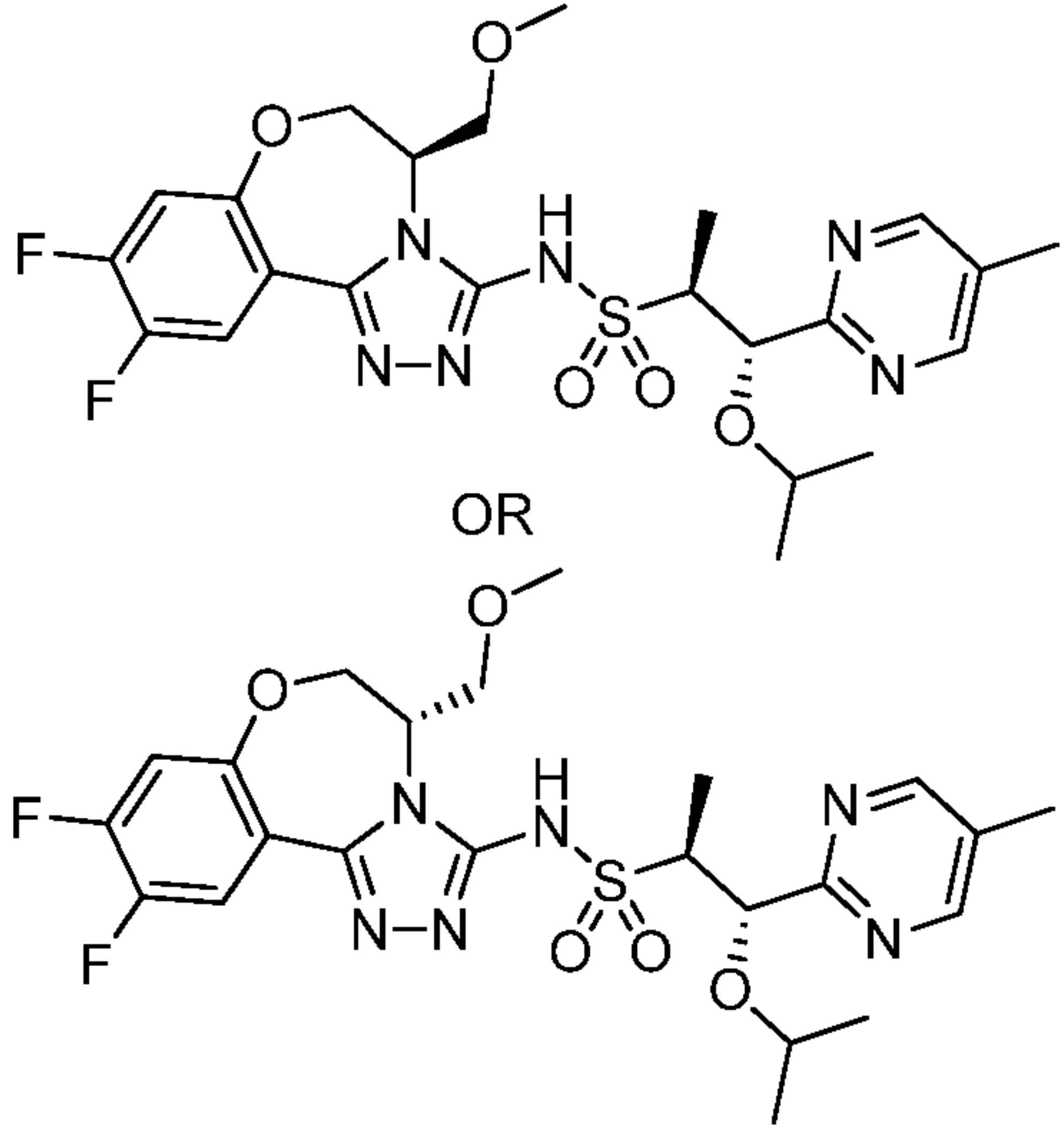
		<p>5,6-dihydropyrido[2,3-f][1,2,4]triazolo[4,3-d][1,4]oxazepin-3-yl)-1-(5-methyl-2-pyrimidinyl)-1-(2-propanyloxy)-2-propanesulfonamide or (1S,2S)-N-((5S)-10-methoxy-5-(methoxymethyl)-5,6-dihydropyrido[2,3-f][1,2,4]triazolo[4,3-d][1,4]oxazepin-3-yl)-1-(5-methyl-2-pyrimidinyl)-1-(2-propanyloxy)-2-propanesulfonamide.</p> <p>¹H NMR (400 MHz, CDCl₃) δ 11.79 (br s, 1 H) 8.62 (s, 2 H) 7.40 (br d, J=8.81 Hz, 1 H) 6.84 (br d, J=8.81 Hz, 1 H) 4.84 - 5.01 (m, 2 H) 4.76 (br s, 1 H) 3.93 - 4.09 (m, 4 H) 3.73 - 3.89 (m, 2 H) 3.47 - 3.67 (m, 2 H) 3.43 (s, 3 H) 2.33 (s, 3 H) 1.42 (br d, J=6.74 Hz, 3 H) 1.10 (br d, J=5.29 Hz, 3 H) 0.87 (br d, J=5.49 Hz, 3 H). LCMS ESI (pos.) m/z: 534.2 (M+H)⁺.</p>
15.0	<p>The second epimer eluted from a Phenomenex CEL 2 column with 50% MeOH by SFC chiral separation of Example 11.0.</p>	 <p>(1S,2S)-N-((5R)-10-methoxy-5-(methoxymethyl)-5,6-dihydropyrido[2,3-f][1,2,4]triazolo[4,3-d][1,4]oxazepin-3-yl)-1-(5-methyl-2-pyrimidinyl)-1-(2-propanyloxy)-2-propanesulfonamide or (1S,2S)-N-((5S)-10-methoxy-5-(methoxymethyl)-5,6-dihydropyrido[2,3-f][1,2,4]triazolo[4,3-d][1,4]oxazepin-3-yl)-1-(5-methyl-2-pyrimidinyl)-1-(2-propanyloxy)-2-propanesulfonamide.</p> <p>¹H NMR (400 MHz, CDCl₃) δ 12.69 (br s, 1 H) 8.65 (br s, 2 H) 7.40 (br d, J=8.71 Hz, 1 H) 6.83 (br d, J=8.71 Hz, 1 H) 4.72 - 5.00 (m, 3 H) 3.91 - 4.12 (m, 4</p>

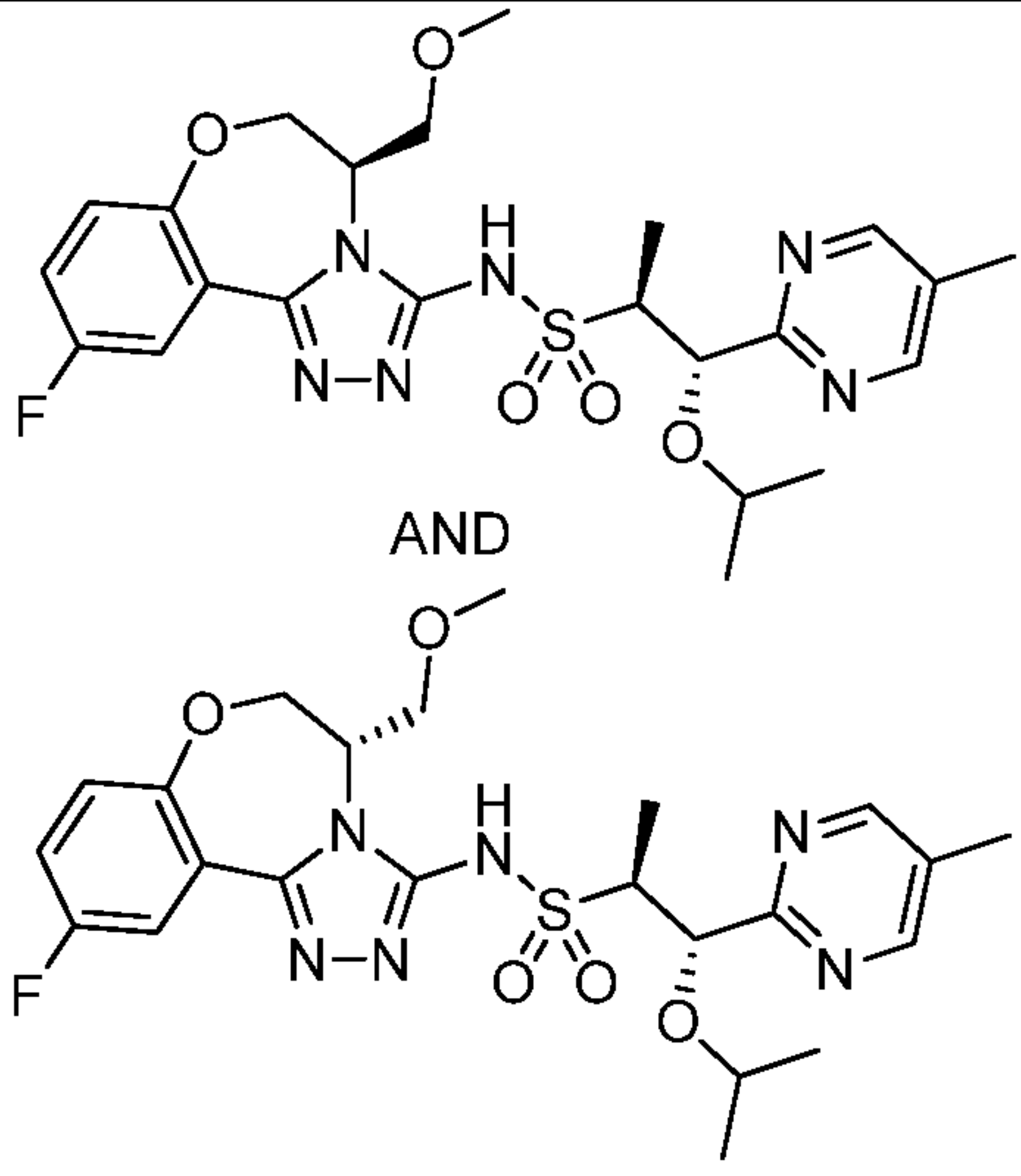
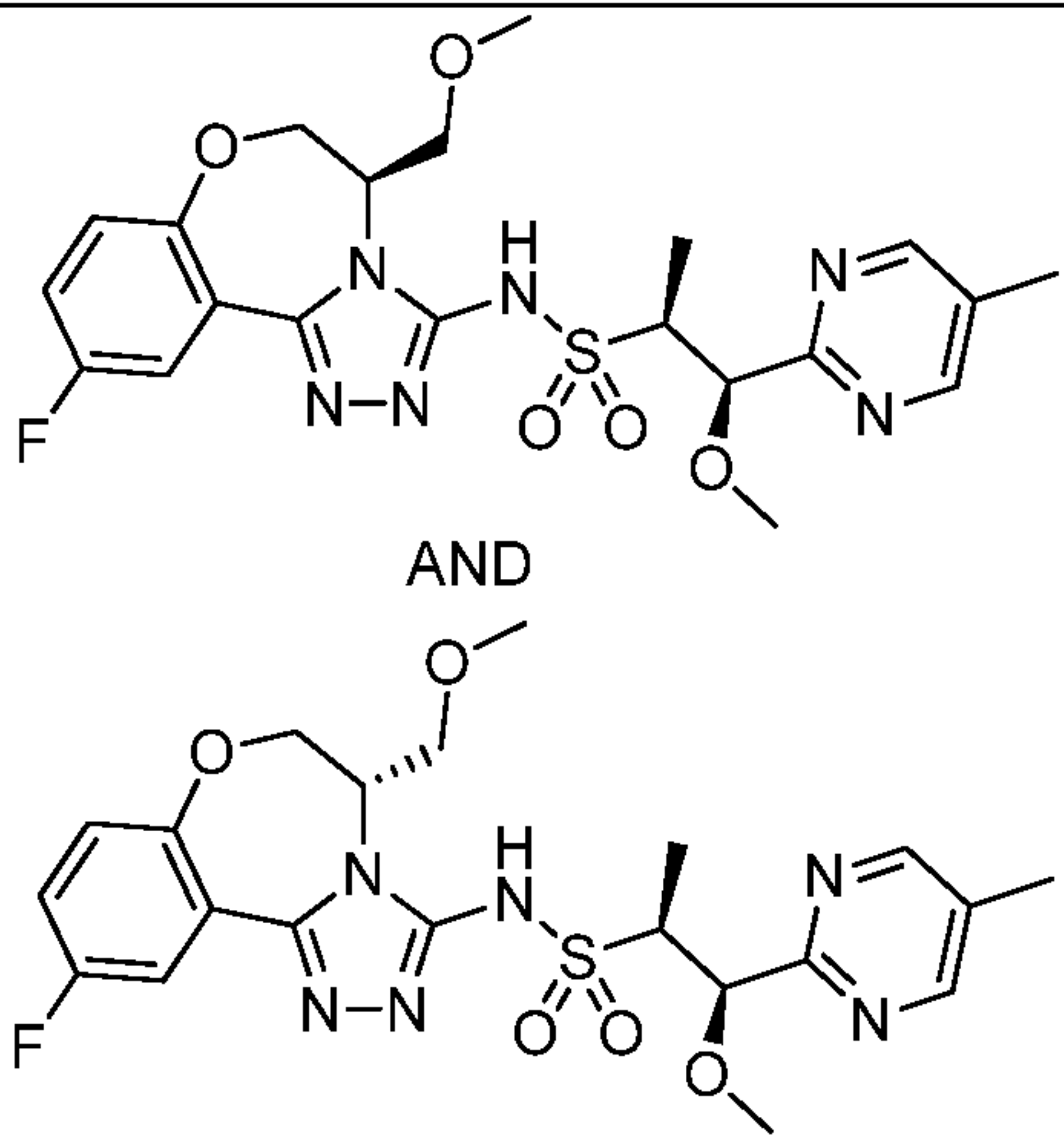
		H) 3.81 (br s, 1 H) 3.59 - 3.75 (m, 2 H) 3.48 - 3.59 (m, 1 H) 3.44 (s, 3 H) 2.34 (br s, 3 H) 1.56 (br d, $J=6.53$ Hz, 3 H) 1.05 (br d, $J=4.98$ Hz, 3 H) 0.84 (br d, $J=5.29$ Hz, 3 H). LCMS ESI (pos.) m/z : 534.2 (M+H) ⁺ .
16.0	5-isothiocyanato-2,2-dimethyl-1,3-dioxane (Example 1.1), (1S,2S)-1-isopropoxy-1-(5-methylpyrimidin-2-yl)propane-2-sulfonamide (Example 4.1), and 2-bromo-4,5-difluorobenzohydrazide (Example 16.1).	 <p>(1S,2S)-N-((5R)-9,10-difluoro-5-(methoxymethyl)-5,6-dihydro[1,2,4]triazolo[4,3-d][1,4]benzoxazepin-3-yl)-1-(5-methyl-2-pyrimidinyl)-1-(2-propanyloxy)-2-propanesulfonamide and (1S,2S)-N-((5S)-9,10-difluoro-5-(methoxymethyl)-5,6-dihydro[1,2,4]triazolo[4,3-d][1,4]benzoxazepin-3-yl)-1-(5-methyl-2-pyrimidinyl)-1-(2-propanyloxy)-2-propanesulfonamide.</p> <p>LCMS ESI (pos.) m/z: 539.0 (M+H)⁺.</p>

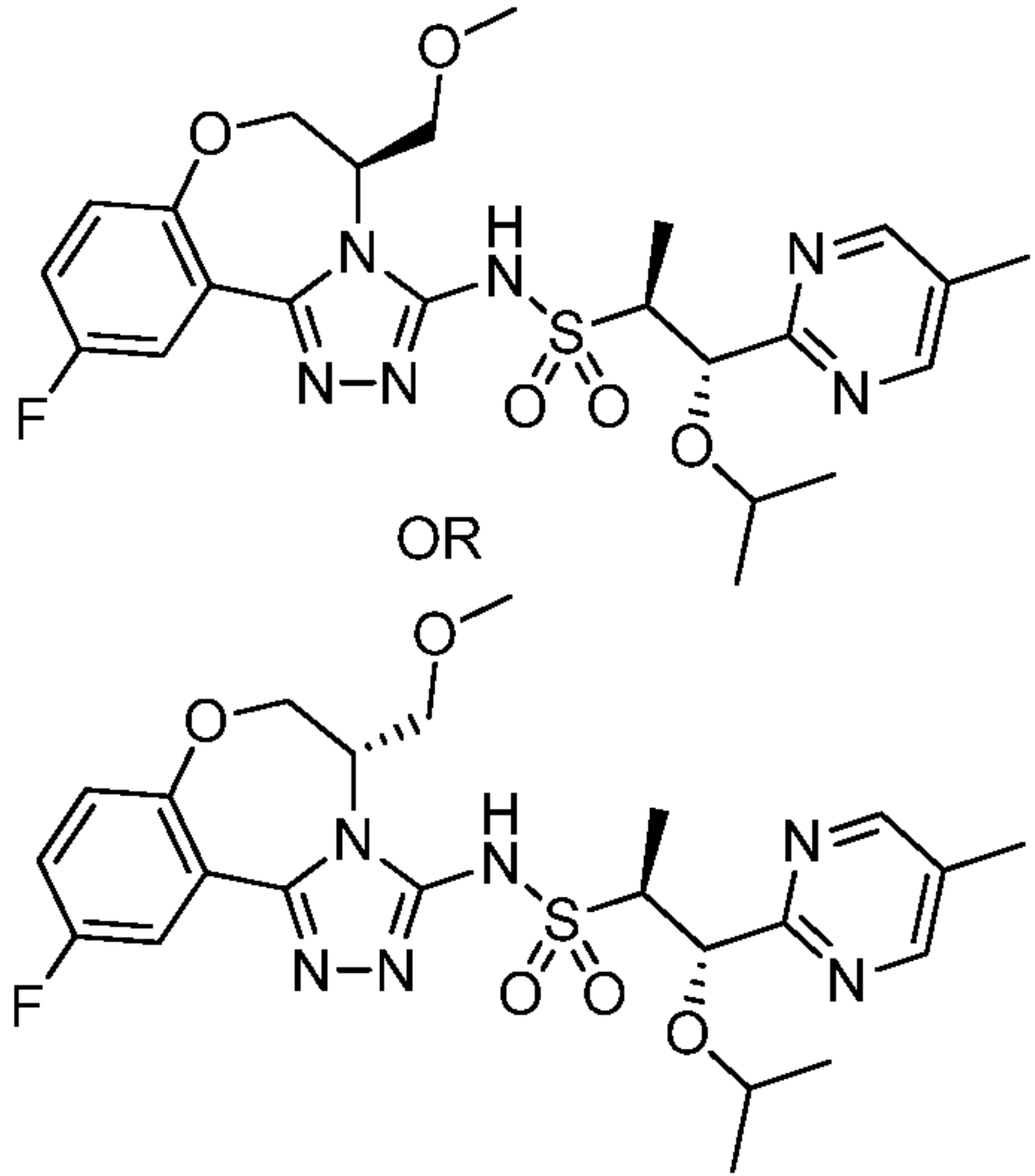
<p>18.0</p>	<p>5-isothiocyanato-2,2-dimethyl-1,3-dioxane (Example 1.1), (1S,2S)-1-isopropoxy-1-(5-methylpyrimidin-2-yl)propane-2-sulfonamide (Example 4.1), and 3-bromo-6-methoxypicolinohydrazide (Example 3.1). The same procedure was used as for Example 1.0, omitting the methylation step. This was the first epimer to elute from a Chiralcel OD-H column with 30% IPA by SFC chiral separation.</p>	 <p>(1S,2S)-N-((R)-5-(hydroxymethyl)-10-methoxy-5,6-dihydropyrido[2,3-f][1,2,4]triazolo[4,3-d][1,4]oxazepin-3-yl)-1-isopropoxy-1-(5-methylpyrimidin-2-yl)propane-2-sulfonamide or (1S,2S)-N-((S)-5-(hydroxymethyl)-10-methoxy-5,6-dihydropyrido[2,3-f][1,2,4]triazolo[4,3-d][1,4]oxazepin-3-yl)-1-isopropoxy-1-(5-methylpyrimidin-2-yl)propane-2-sulfonamide. ¹H NMR (400 MHz, CDCl₃) δ 8.61 (s, 2 H) 7.37 (d, J=8.91 Hz, 1 H) 6.82 (d, J=8.91 Hz, 1 H) 4.90 - 4.98 (m, 2 H) 4.70 (br t, J=7.88 Hz, 1 H) 3.93 - 4.09 (m, 5 H) 3.86 - 3.93 (m, 1 H) 3.75 - 3.85 (m, 1 H) 3.50 (m, 1 H) 2.32 (s, 3 H) 1.38 (d, J=7.05 Hz, 3 H) 1.07 (d, J=6.01 Hz, 3 H) 0.85 (d, J=6.12 Hz, 3 H). LCMS ESI (pos.) m/z: 520.1 (M+H)⁺.</p>
--------------------	---	---

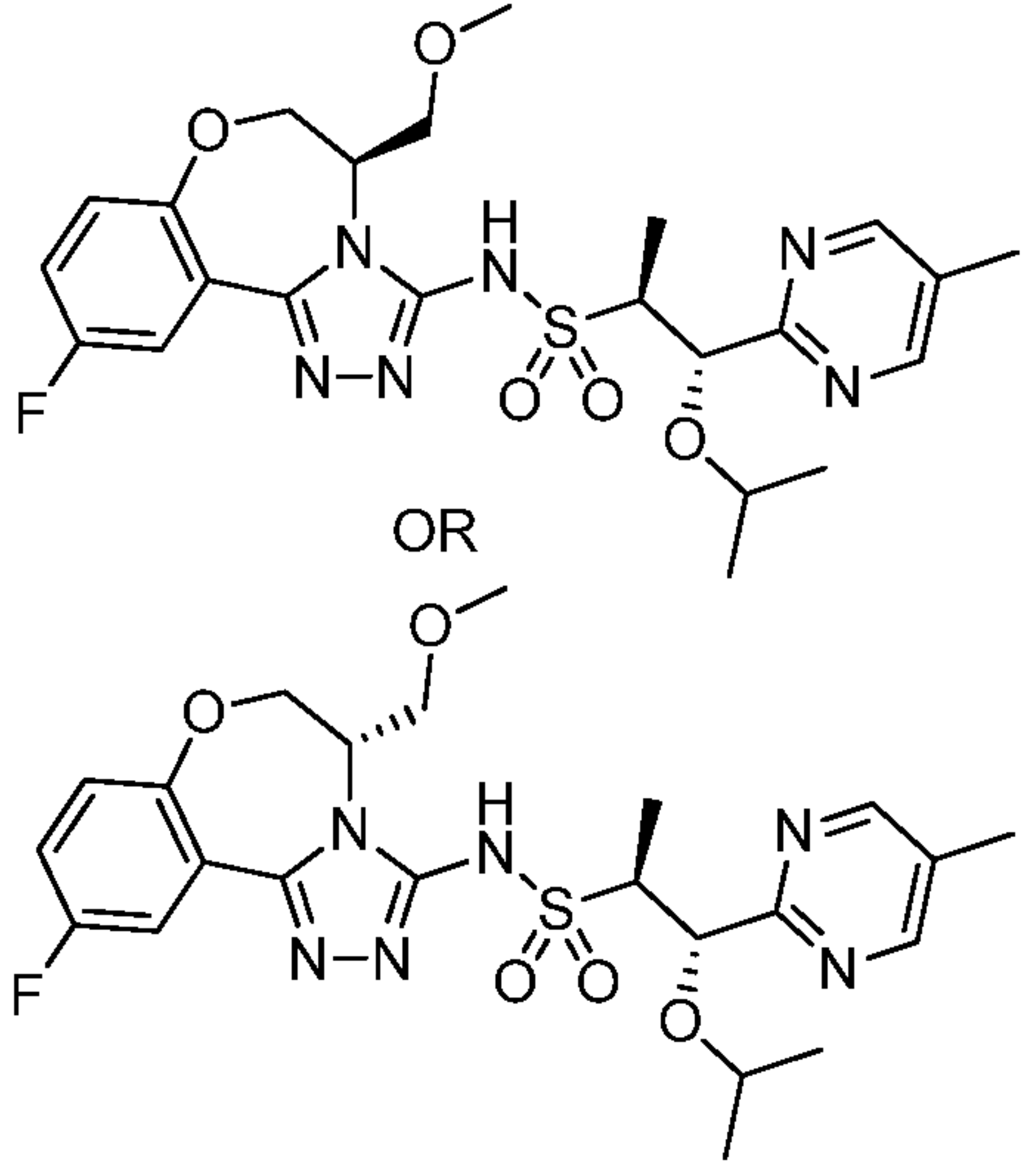
<p>19.0</p> <p>5-isothiocyanato-2,2-dimethyl-1,3-dioxane (Example 1.1), (1S,2S)-1-isopropoxy-1-(5-methylpyrimidin-2-yl)propane-2-sulfonamide (Example 4.1), and 3-bromo-6-methoxypicolinohydrazide (Example 3.1).</p> <p>The same procedure was used as for Example 1.0, but without methylation step. The second epimer eluted from a Chiralcel OD-H column with 30% IPA by SFC chiral separation.</p>	 <p>(1S,2S)-N-((R)-5-(hydroxymethyl)-10-methoxy-5,6-dihydropyrido[2,3-f][1,2,4]triazolo[4,3-d][1,4]oxazepin-3-yl)-1-isopropoxy-1-(5-methylpyrimidin-2-yl)propane-2-sulfonamide or (1S,2S)-N-((S)-5-(hydroxymethyl)-10-methoxy-5,6-dihydropyrido[2,3-f][1,2,4]triazolo[4,3-d][1,4]oxazepin-3-yl)-1-isopropoxy-1-(5-methylpyrimidin-2-yl)propane-2-sulfonamide.</p> <p>¹H NMR (400 MHz, CDCl₃) δ 13.02 (br s, 1 H) 8.67 (s, 2 H) 7.39 (d, J=8.91 Hz, 1 H) 6.84 (d, J=8.81 Hz, 1 H) 4.86 - 4.95 (m, 2 H) 4.75 (td, J=6.43, 2.59 Hz, 1 H) 3.91 - 4.10 (m, 6 H) 3.79 (qd, J=6.96, 4.41 Hz, 1 H) 3.56 (m, 1 H) 2.35 (s, 3 H) 1.54 (d, J=7.05 Hz, 3 H) 1.08 (d, J=6.01 Hz, 3 H) 0.87 (d, J=6.12 Hz, 3 H).</p> <p>LCMS ESI (pos.) m/z: 520.1 (M+H)⁺.</p>
--	---

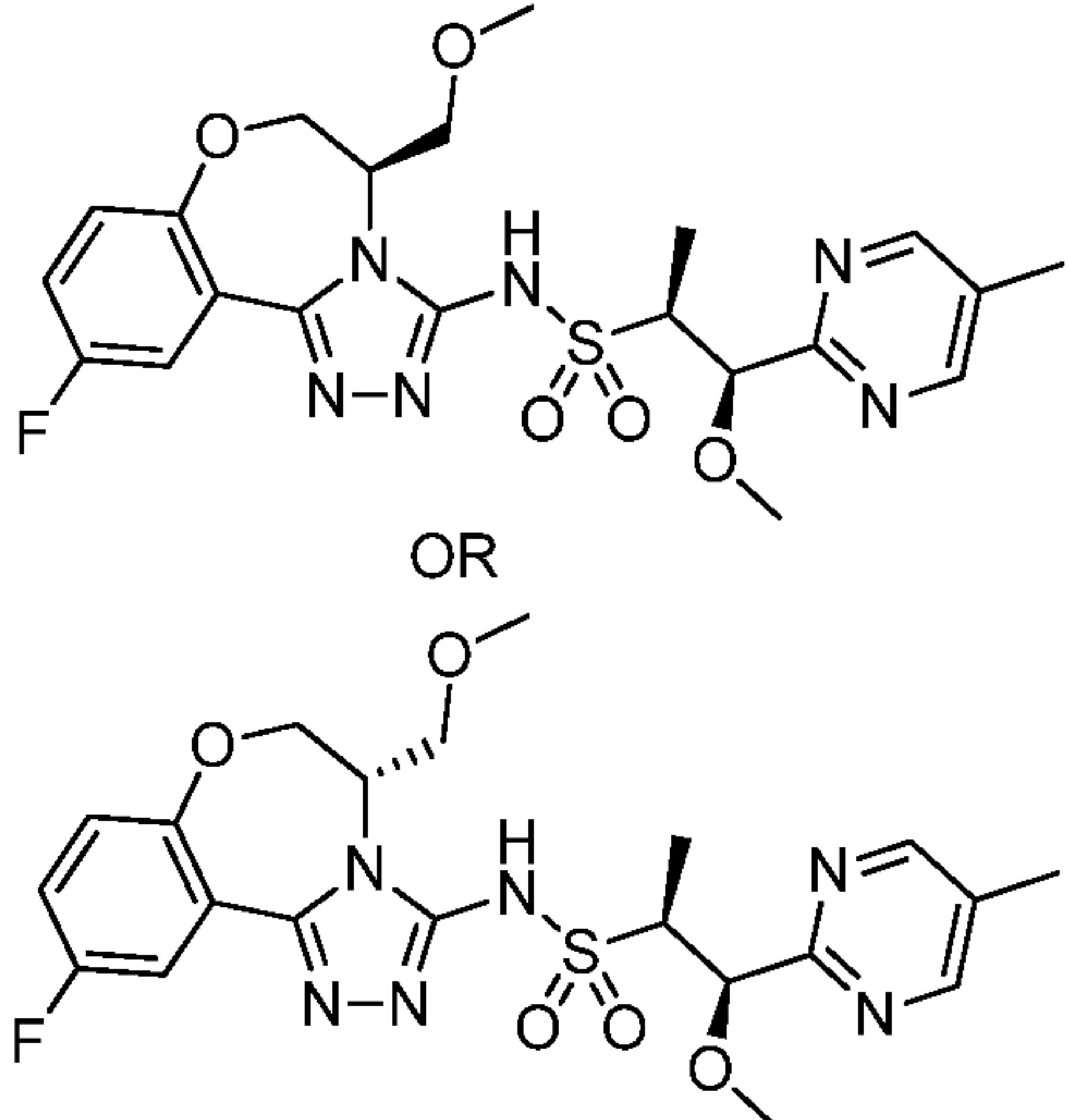
<p>20.0</p>	<p>5-isothiocyanato-2,2-dimethyl-1,3-dioxane (Example 1.1), (1S,2S)-1-isopropoxy-1-(5-methylpyrimidin-2-yl)propane-2-sulfonamide (Example 4.1), and 2-bromo-4,5-difluorobenzohydrazide (Example 16.1). The first epimer eluted from a Chiralcel OD-H column with 15% MeOH by SFC chiral separation of Example 16.0.</p>	 <p>(1S,2S)-N-((5R)-9,10-difluoro-5-(methoxymethyl)-5,6-dihydro[1,2,4]triazolo[4,3-d][1,4]benzoxazepin-3-yl)-1-(5-methyl-2-pyrimidinyl)-1-(2-propanyloxy)-2-propanesulfonamide or (1S,2S)-N-((5S)-9,10-difluoro-5-(methoxymethyl)-5,6-dihydro[1,2,4]triazolo[4,3-d][1,4]benzoxazepin-3-yl)-1-(5-methyl-2-pyrimidinyl)-1-(2-propanyloxy)-2-propanesulfonamide.</p> <p>¹H NMR (400 MHz, CDCl₃) δ 13.10 (br s, 1 H) 8.67 (s, 2 H) 8.14 (dd, J=11.51, 8.81 Hz, 1 H) 6.94 (dd, J=10.78, 6.84 Hz, 1 H) 4.83 - 4.91 (m, 2 H) 4.77 (dt, J=8.55, 4.12 Hz, 1 H) 4.05 (d, J=13.16 Hz, 1 H) 3.82 (qd, J=7.01, 3.52 Hz, 1 H) 3.63 - 3.75 (m, 2 H) 3.53 (m, 1 H) 3.46 (s, 3 H) 2.37 (s, 3 H) 1.64 (d, J=7.05 Hz, 3 H) 1.04 (d, J=6.01 Hz, 3 H) 0.83 (d, J=6.12 Hz, 3 H). LCMS ESI (pos.) m/z: 539.0 (M+H)⁺.</p>
--------------------	---	--

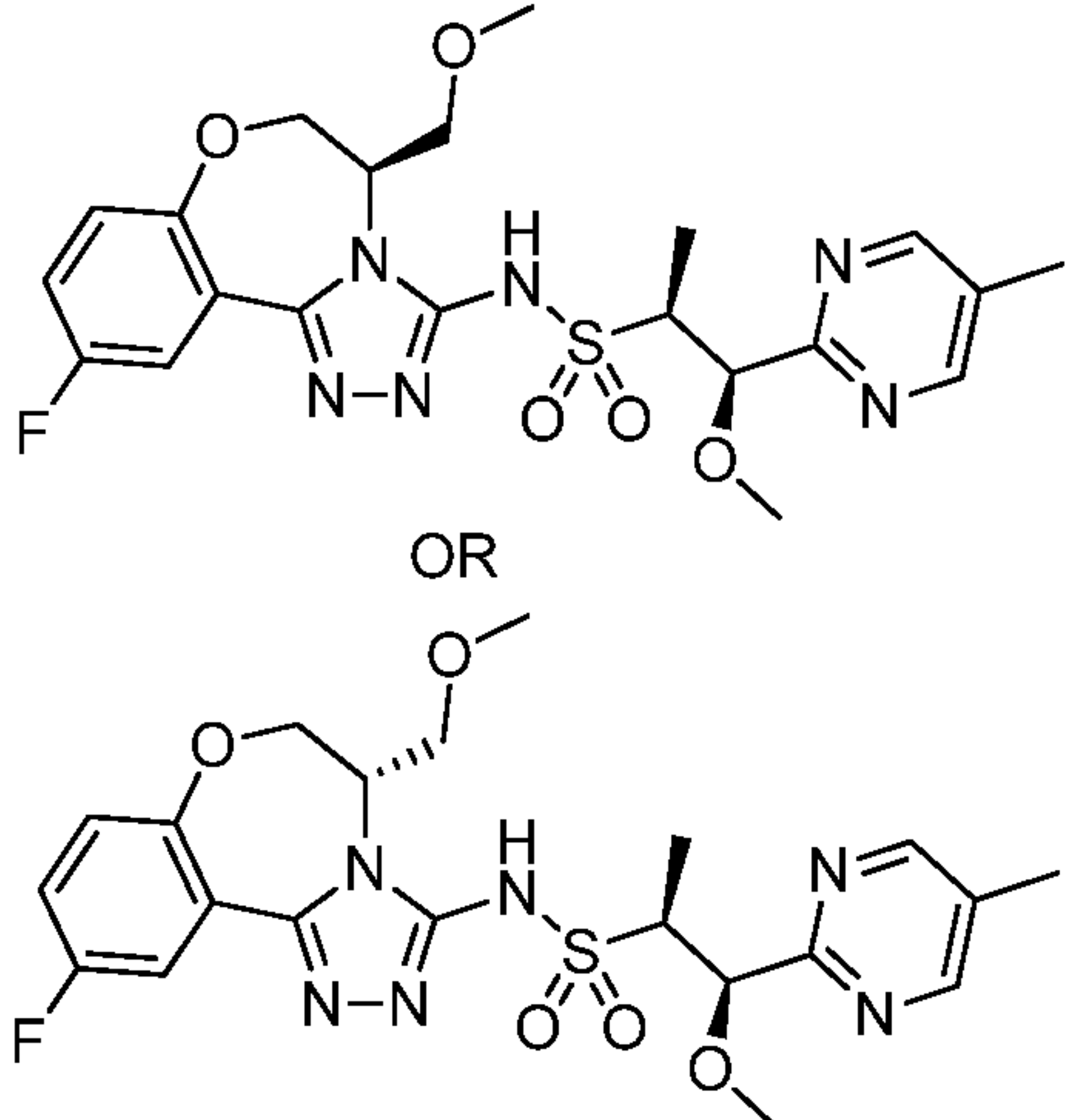
<p>21.0</p> <p>5-isothiocyanato-2,2-dimethyl-1,3-dioxane (Example 1.1), (1S,2S)-1-isopropoxy-1-(5-methylpyrimidin-2-yl)propane-2-sulfonamide (Example 4.1), and 2-bromo-4,5-difluorobenzohydrazide (Example 16.1). The second epimer eluted from a Chiralcel OD-H column with 15% MeOH by SFC chiral separation of Example 16.0.</p>	<div style="text-align: center;">  </div> <p>(1S,2S)-N-((5R)-9,10-difluoro-5-(methoxymethyl)-5,6-dihydro[1,2,4]triazolo[4,3-d][1,4]benzoxazepin-3-yl)-1-(5-methyl-2-pyrimidinyl)-1-(2-propanyloxy)-2-propanesulfonamide or (1S,2S)-N-((5S)-9,10-difluoro-5-(methoxymethyl)-5,6-dihydro[1,2,4]triazolo[4,3-d][1,4]benzoxazepin-3-yl)-1-(5-methyl-2-pyrimidinyl)-1-(2-propanyloxy)-2-propanesulfonamide.</p> <p>¹H NMR (400 MHz, CDCl₃) δ 12.68 (br s, 1 H) 8.65 (s, 2 H) 8.13 (dd, J=11.51, 8.81 Hz, 1 H) 6.95 (dd, J=10.83, 6.89 Hz, 1 H) 4.88 - 4.95 (m, 2 H) 4.67 - 4.74 (m, 1 H) 4.05 (d, J=13.16 Hz, 1 H) 3.78 - 3.87 (m, 2 H) 3.60 (t, J=9.33 Hz, 1 H) 3.53 (m, 1 H) 3.44 (s, 3 H) 2.36 (s, 3 H) 1.51 (d, J=7.05 Hz, 3 H) 1.07 (d, J=6.01 Hz, 3 H) 0.86 (d, J=6.12 Hz, 3 H). LCMS ESI (pos.) m/z: 539.1 (M+H)⁺.</p>
---	---

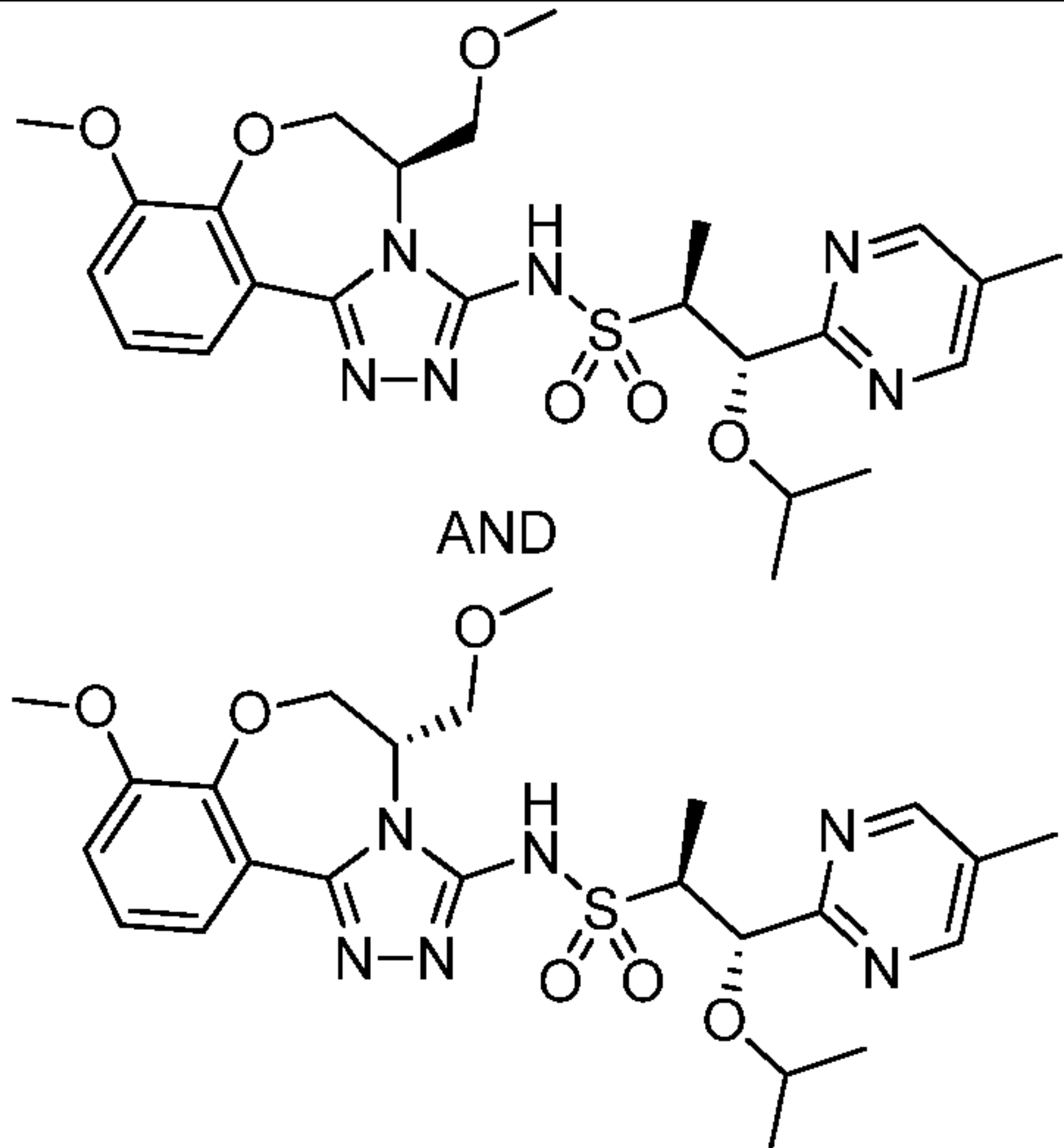
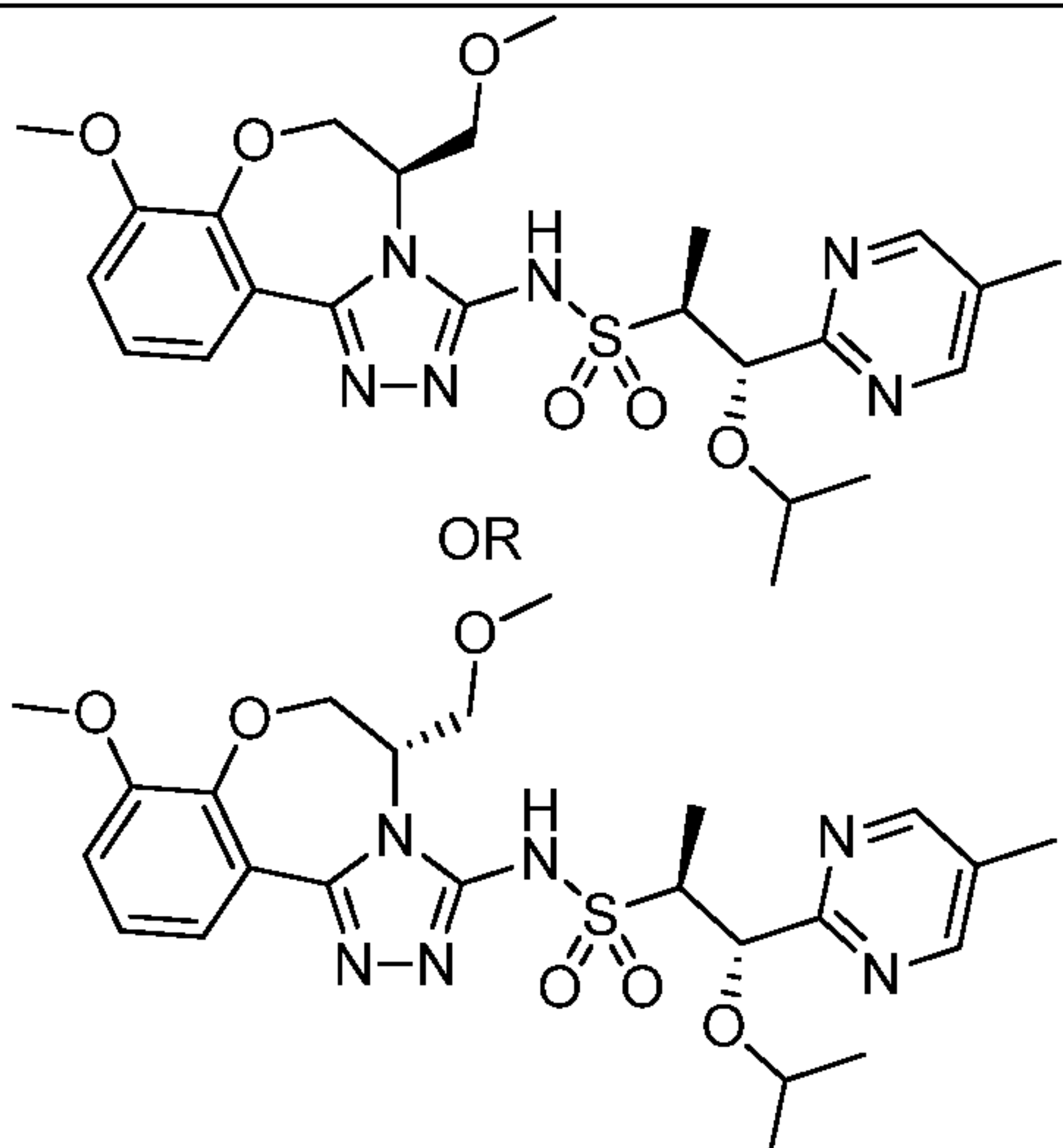
<p>23.0</p> <p>5-isothiocyanato-2,2-dimethyl-1,3-dioxane (Example 1.1), (1S,2S)-1-isopropoxy-1-(5-methylpyrimidin-2-yl)propane-2-sulfonamide (Example 4.1), and 2-bromo-5-fluorobenzohydrazide (commercially available from Enamine).</p>		 <p>(1S,2S)-N-((5R)-10-fluoro-5-(methoxymethyl)-5,6-dihydro[1,2,4]triazolo[4,3-d][1,4]benzoxazepin-3-yl)-1-(5-methyl-2-pyrimidinyl)-1-(2-propanyloxy)-2-propanesulfonamide and (1S,2S)-N-((5S)-10-fluoro-5-(methoxymethyl)-5,6-dihydro[1,2,4]triazolo[4,3-d][1,4]benzoxazepin-3-yl)-1-(5-methyl-2-pyrimidinyl)-1-(2-propanyloxy)-2-propanesulfonamide.</p> <p>LCMS ESI (pos.) m/z: 521.1 (M+H)⁺.</p>
<p>24.0</p> <p>5-isothiocyanato-2,2-dimethyl-1,3-dioxane (Example 1.1), (1R,2S)-1-methoxy-1-(5-methylpyrimidin-2-yl)propane-2-sulfonamide (Example 24.1), and 2-bromo-5-fluorobenzohydrazide (commercially available from Enamine).</p>		 <p>(1R,2S)-N-((5R)-10-fluoro-5-(methoxymethyl)-5,6-dihydro[1,2,4]triazolo[4,3-d][1,4]benzoxazepin-3-yl)-1-methoxy-1-(5-methyl-2-pyrimidinyl)-2-propanesulfonamide and (1R,2S)-N-((5S)-10-fluoro-</p>

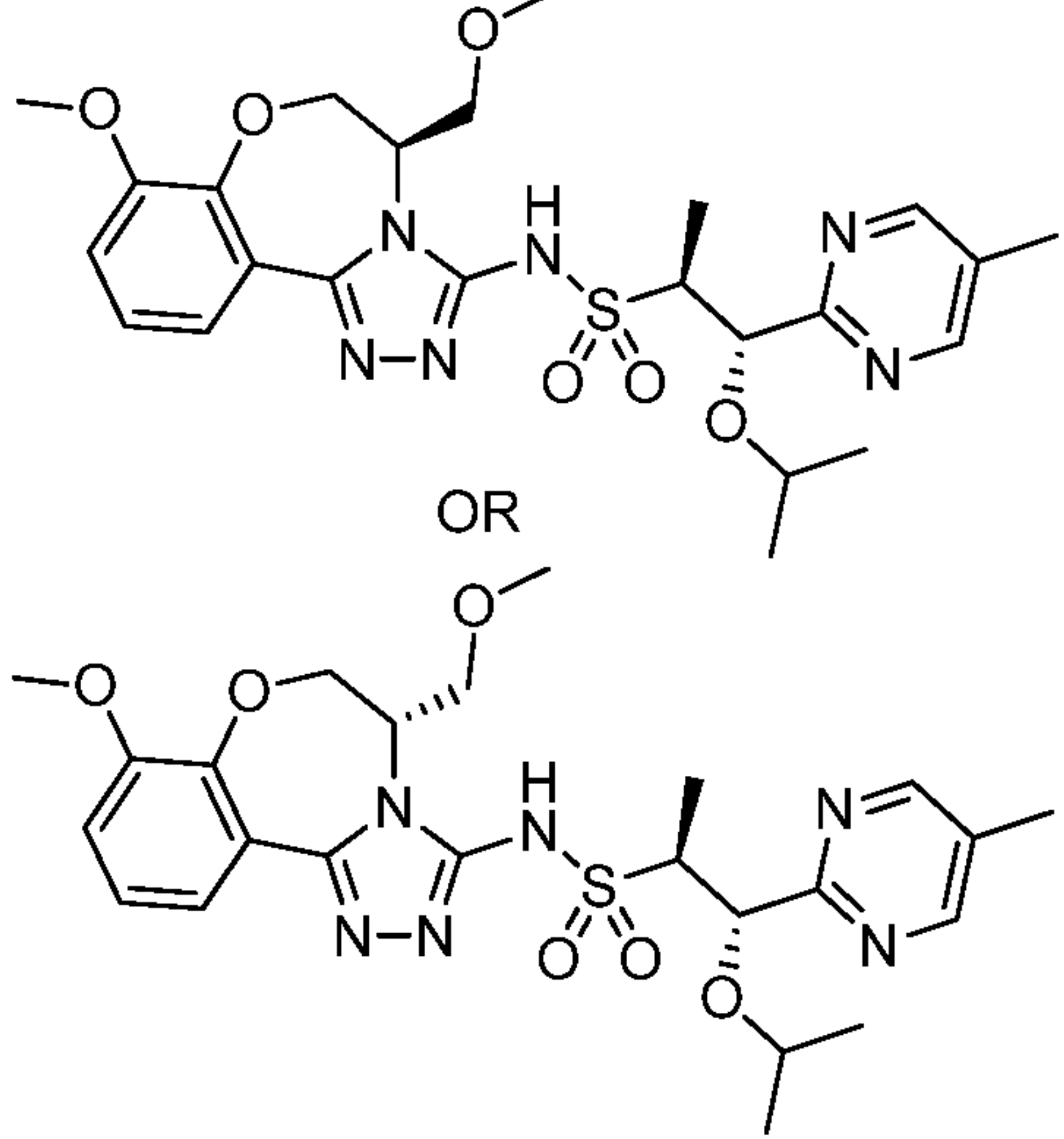
		<p>5-(methoxymethyl)-5,6-dihydro[1,2,4]triazolo[4,3-d][1,4]benzoxazepin-3-yl)-1-methoxy-1-(5-methyl-2-pyrimidinyl)-2-propanesulfonamide. LCMS ESI (pos.) m/z: 493.0 (M+H)⁺.</p>
25.0	The first epimer eluted from a Chiralcel AS-H column with 15% MeOH by SFC chiral separation of Example 23.0.	 <p>(1S,2S)-N-((5R)-10-fluoro-5-(methoxymethyl)-5,6-dihydro[1,2,4]triazolo[4,3-d][1,4]benzoxazepin-3-yl)-1-(5-methyl-2-pyrimidinyl)-1-(2-propanyloxy)-2-propanesulfonamide or (1S,2S)-N-((5S)-10-fluoro-5-(methoxymethyl)-5,6-dihydro[1,2,4]triazolo[4,3-d][1,4]benzoxazepin-3-yl)-1-(5-methyl-2-pyrimidinyl)-1-(2-propanyloxy)-2-propanesulfonamide. ¹H NMR (400 MHz, CDCl₃) δ 13.06 (br s, 1 H) 8.66 (s, 2 H) 8.00 (br d, J=9.64 Hz, 1 H) 7.09 (br d, J=5.08 Hz, 2 H) 4.80 - 4.92 (m, 2 H) 4.71 - 4.79 (m, 1 H) 4.01 (br d, J=13.16 Hz, 1 H) 3.76 - 3.88 (m, 1 H) 3.64 - 3.76 (m, 2 H) 3.48 - 3.58 (m, 1 H) 3.45 (s, 3 H) 2.36 (s, 3 H) 1.62 (d, J=6.95 Hz, 3 H) 1.04 (d, J=5.91 Hz, 3 H) 0.82 (d, J=6.01 Hz, 3 H). LCMS ESI (pos.) m/z: 521.0 (M+H)⁺.</p>

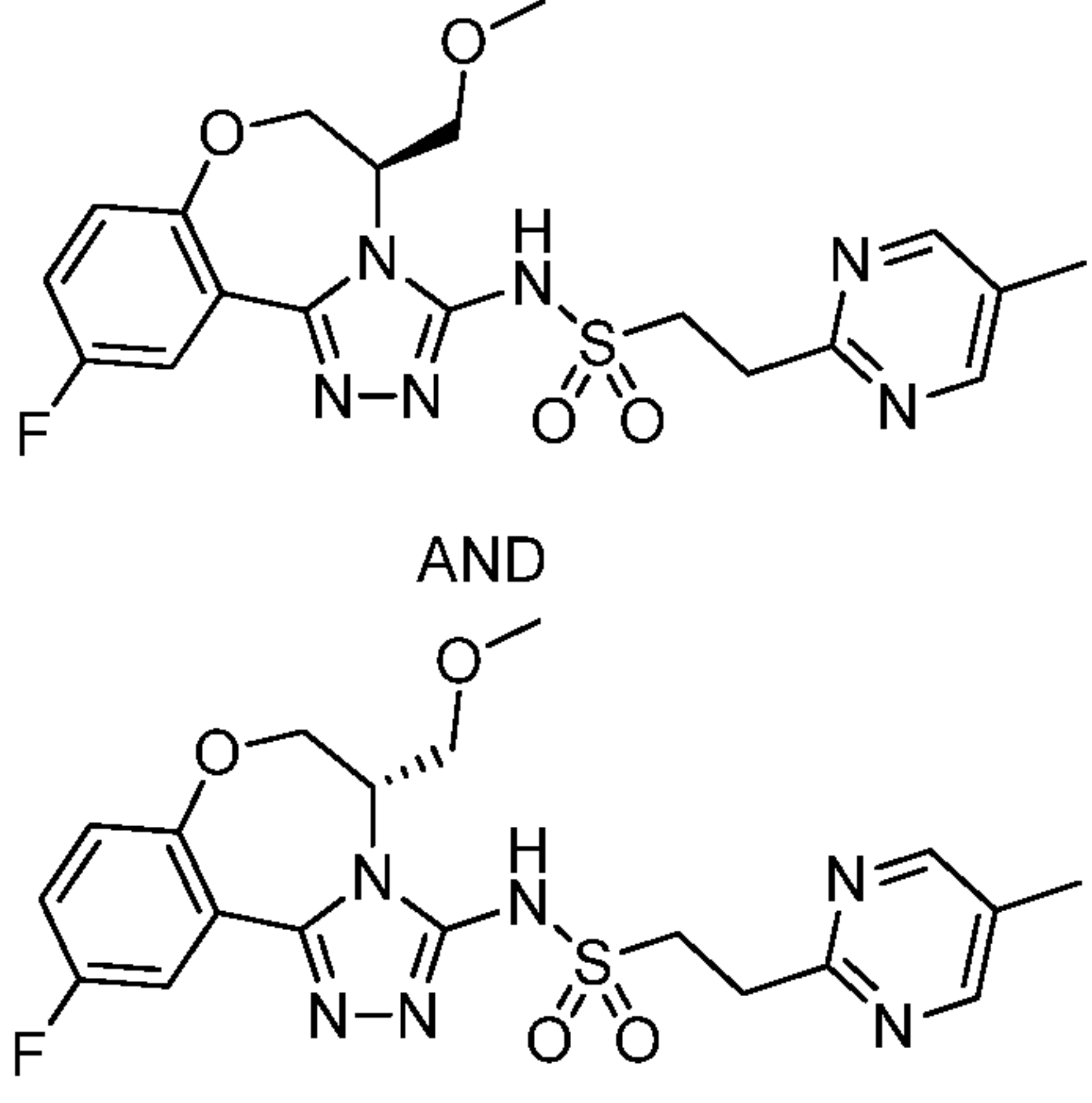
<p>26.0</p>	<p>The second epimer eluted from Chiralcel AS-H column with 15% MeOH by SFC chiral separation of Example 23.0.</p>	 <p>(1S,2S)-N-((5R)-10-fluoro-5-(methoxymethyl)-5,6-dihydro[1,2,4]triazolo[4,3-d][1,4]benzoxazepin-3-yl)-1-(5-methyl-2-pyrimidinyl)-1-(2-propanyloxy)-2-propanesulfonamide or (1S,2S)-N-((5S)-10-fluoro-5-(methoxymethyl)-5,6-dihydro[1,2,4]triazolo[4,3-d][1,4]benzoxazepin-3-yl)-1-(5-methyl-2-pyrimidinyl)-1-(2-propanyloxy)-2-propanesulfonamide.</p> <p>¹H NMR (400 MHz, CDCl₃) δ 12.64 (br s, 1 H) 8.64 (s, 2 H) 7.99 (br d, J=9.54 Hz, 1 H) 6.98 - 7.18 (m, 2 H) 4.79 - 4.97 (m, 2 H) 4.59 - 4.74 (m, 1 H) 4.02 (d, J=13.16 Hz, 1 H) 3.77 - 3.87 (m, 2 H) 3.62 (t, J=9.33 Hz, 1 H) 3.52 (dt, J=12.02, 6.01 Hz, 1 H) 3.44 (s, 3 H) 2.35 (s, 3 H) 1.49 (d, J=7.05 Hz, 3 H) 1.07 (d, J=5.91 Hz, 3 H) 0.86 (d, J=6.01 Hz, 3 H). LCMS ESI (pos.) m/z: 521.1 (M+H)⁺.</p>
--------------------	---	--

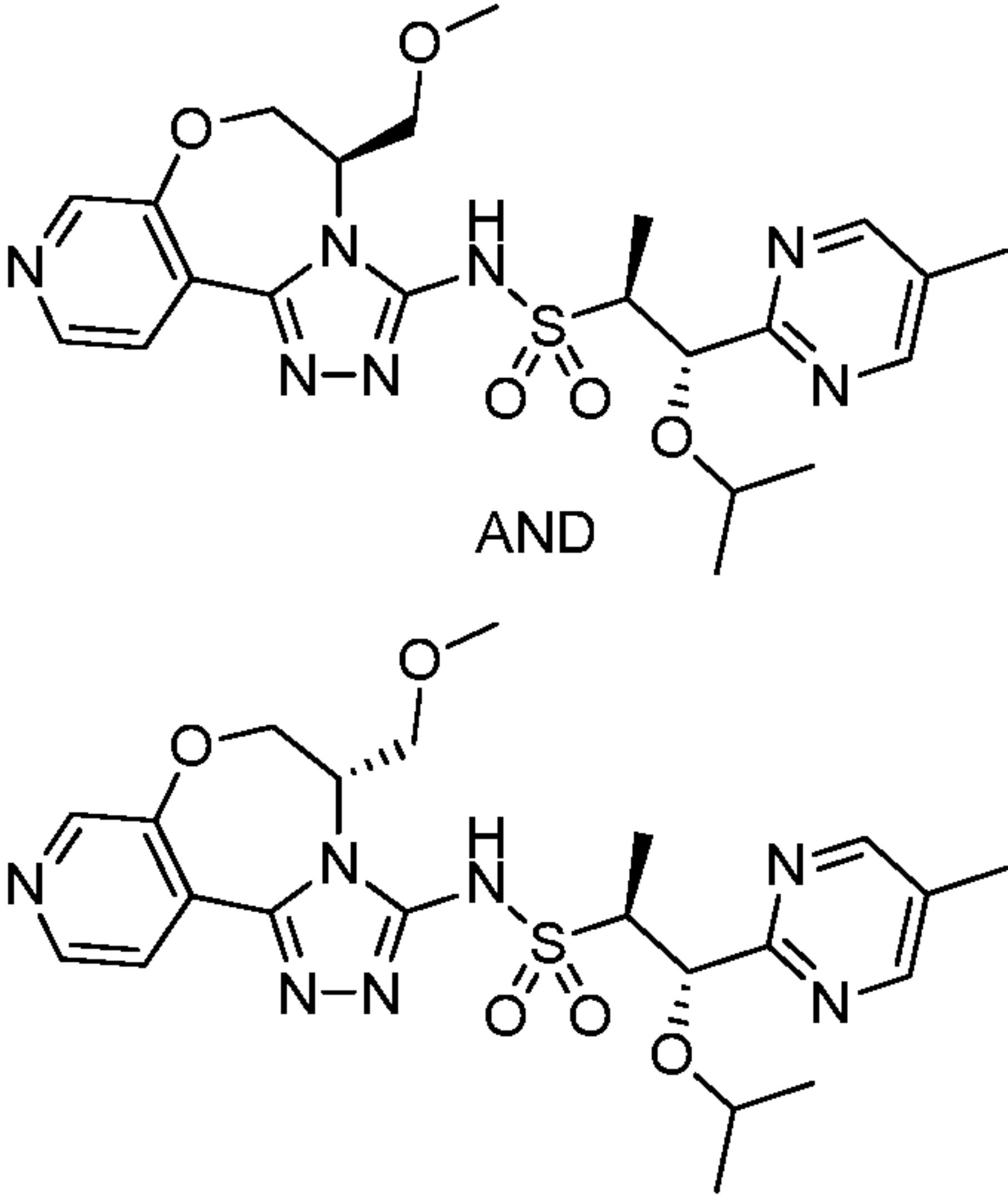
<p>27.0</p>	<p>The first epimer eluted from a Phenomenex Lux Cellulose-2 with 60% MeOH by SFC chiral separation of Example 24.0.</p>	<div style="text-align: center;">  </div> <p>(1R,2S)-N-((5R)-10-fluoro-5-(methoxymethyl)-5,6-dihydro[1,2,4]triazolo[4,3-d][1,4]benzoxazepin-3-yl)-1-methoxy-1-(5-methyl-2-pyrimidinyl)-2-propanesulfonamide or (1R,2S)-N-((5S)-10-fluoro-5-(methoxymethyl)-5,6-dihydro[1,2,4]triazolo[4,3-d][1,4]benzoxazepin-3-yl)-1-methoxy-1-(5-methyl-2-pyrimidinyl)-2-propanesulfonamide.</p> <p>¹H NMR (400 MHz, CDCl₃) δ 13.32 (br s, 1 H) 8.62 (s, 2 H) 7.96 (dd, J=9.64, 2.18 Hz, 1 H) 7.04 - 7.16 (m, 2 H) 5.09 (d, J=3.73 Hz, 1 H) 4.88 (dd, J=13.37, 3.21 Hz, 1 H) 4.70 (dt, J=8.60, 4.20 Hz, 1 H) 4.04 (d, J=13.27 Hz, 1 H) 3.79 (dd, J=8.91, 4.98 Hz, 1 H) 3.70 - 3.77 (m, 1 H) 3.63 - 3.70 (m, 1 H) 3.44 (s, 3 H) 3.30 (s, 3 H) 2.34 (s, 3 H) 1.45 (d, J=7.05 Hz, 3 H).</p> <p>LCMS ESI (pos.) m/z: 493.0 (M+H)⁺.</p>
--------------------	---	---

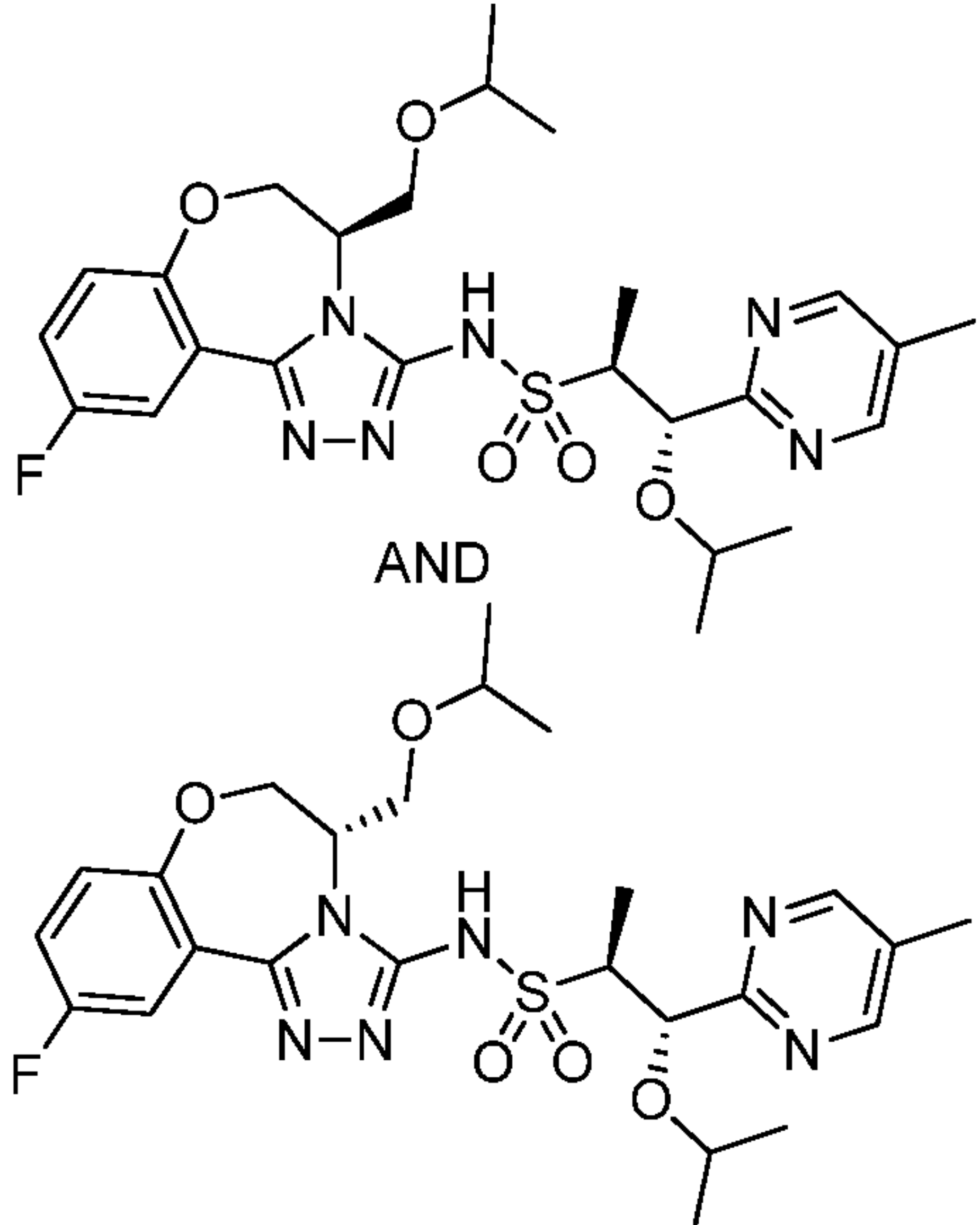
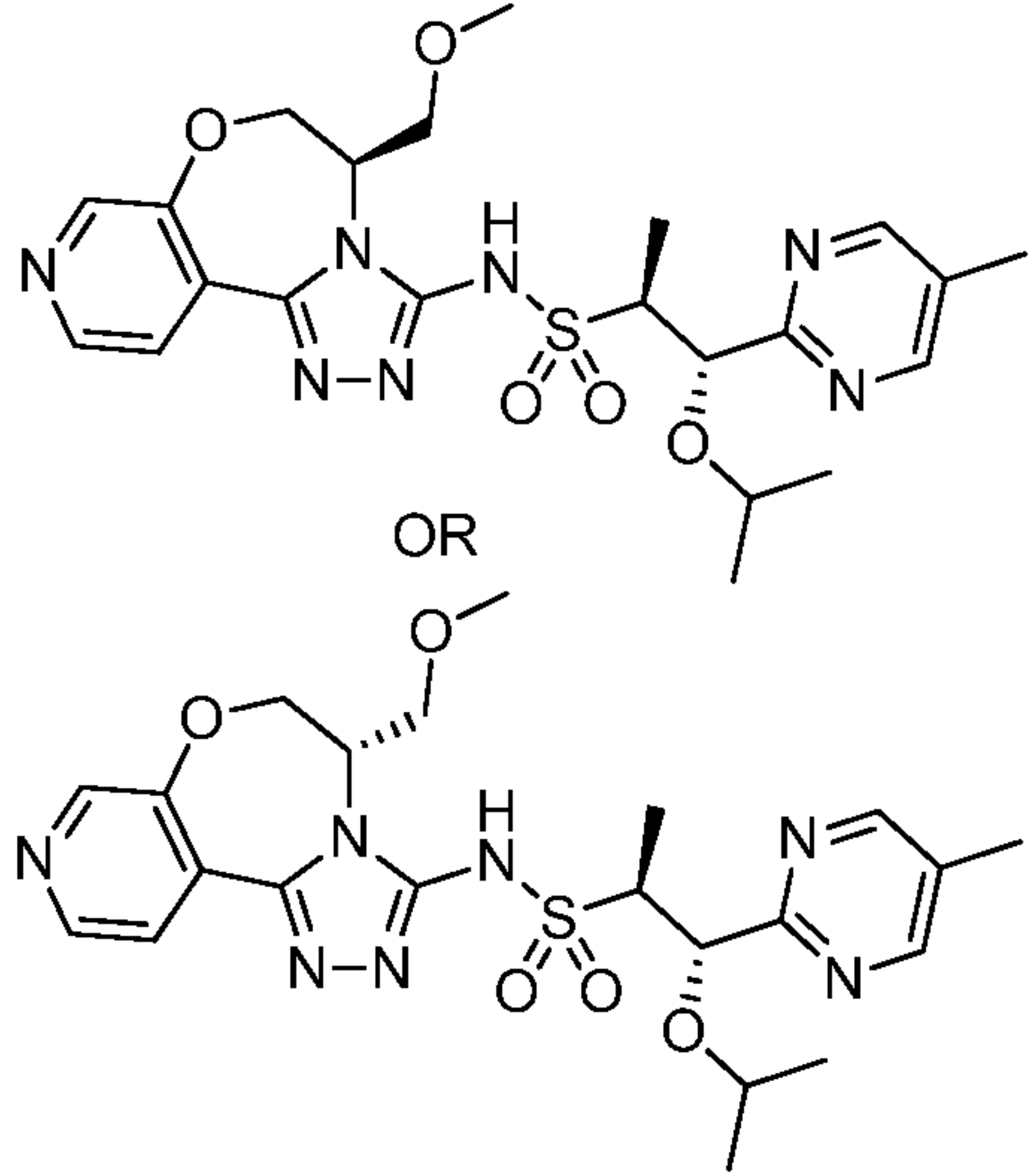
<p>28.0</p>	<p>The second epimer eluted from a Phenomenex Lux Cellulose-2 with 60% MeOH by SFC chiral separation of Example 24.0.</p>	<div style="text-align: center;">  </div> <p>(1R,2S)-N-((5R)-10-fluoro-5-(methoxymethyl)-5,6-dihydro[1,2,4]triazolo[4,3-d][1,4]benzoxazepin-3-yl)-1-methoxy-1-(5-methyl-2-pyrimidinyl)-2-propanesulfonamide or (1R,2S)-N-((5S)-10-fluoro-5-(methoxymethyl)-5,6-dihydro[1,2,4]triazolo[4,3-d][1,4]benzoxazepin-3-yl)-1-methoxy-1-(5-methyl-2-pyrimidinyl)-2-propanesulfonamide.</p> <p>¹H NMR (400 MHz, CDCl₃) δ 11.35 (br s, 1 H) 8.63 (s, 2 H) 7.96 (dd, J=9.64, 1.76 Hz, 1 H) 7.04 - 7.17 (m, 2 H) 5.10 (d, J=3.52 Hz, 1 H) 4.88 (dd, J=13.16, 2.59 Hz, 1 H) 4.66 - 4.76 (m, 1 H) 4.03 (d, J=13.06 Hz, 1 H) 3.82 (dd, J=9.23, 4.66 Hz, 1 H) 3.77 (br dd, J=6.74, 3.84 Hz, 1 H) 3.66 - 3.74 (m, 1 H) 3.45 (s, 3 H) 3.32 (s, 3 H) 2.35 (s, 3 H) 1.47 (d, J=6.84 Hz, 3 H). LCMS ESI (pos.) m/z: 493.0 (M+H)⁺.</p>
--------------------	--	---

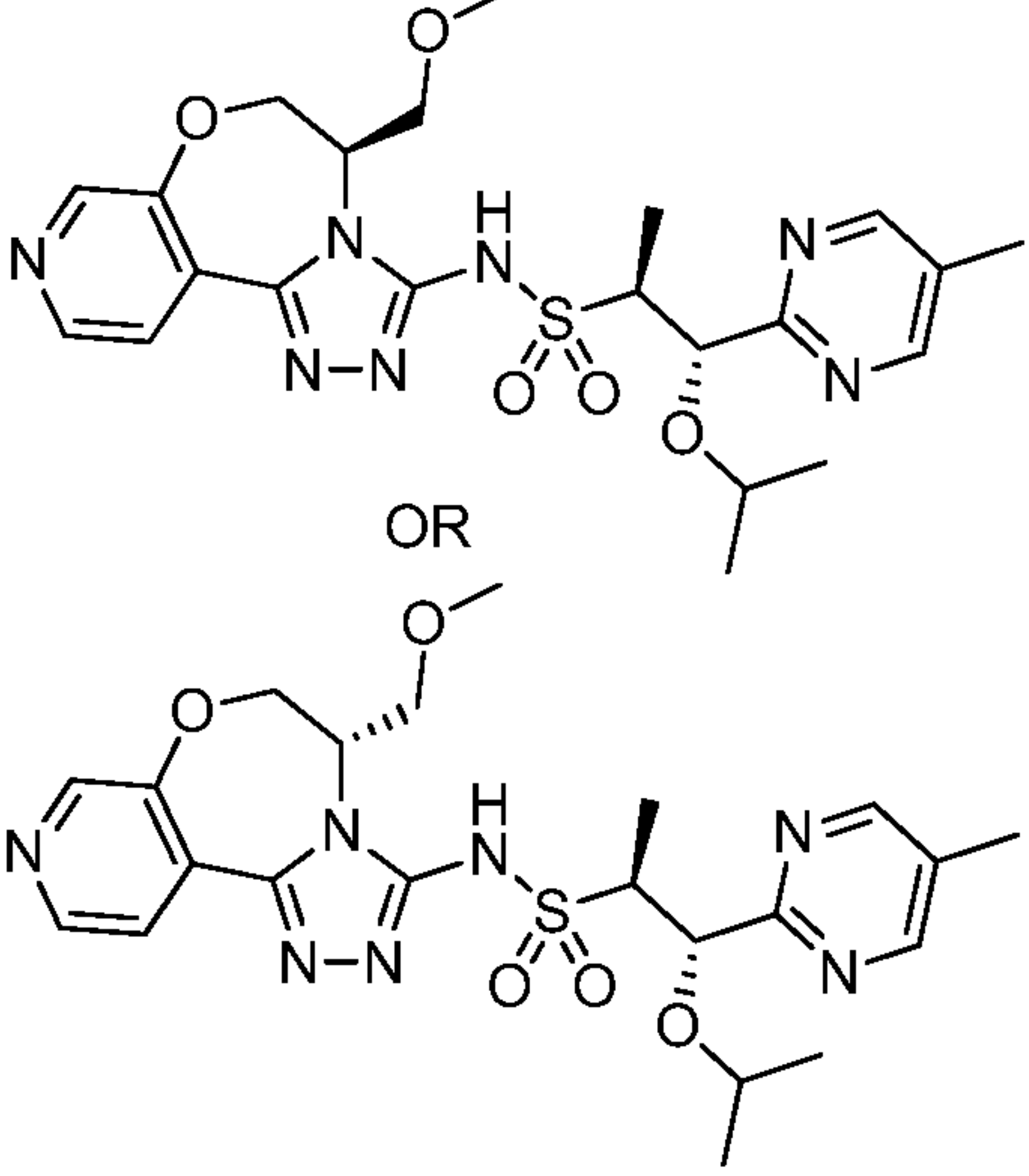
<p>33.0</p>	<p>5-isothiocyanato-2,2-dimethyl-1,3-dioxane (Example 1.1) (1S,2S)-1-isopropoxy-1-(5-methylpyrimidin-2-yl)propane-2-sulfonamide (Example 4.1), and 2-bromo-3-methoxybenzohydrazide (Example 8.1).</p>	 <p>(1S,2S)-N-((5R)-8-methoxy-5-(methoxymethyl)-5,6-dihydro[1,2,4]triazolo[4,3-d][1,4]benzoxazepin-3-yl)-1-(5-methyl-2-pyrimidinyl)-1-(2-propanyloxy)-2-propanesulfonamide and (1S,2S)-N-((5S)-8-methoxy-5-(methoxymethyl)-5,6-dihydro[1,2,4]triazolo[4,3-d][1,4]benzoxazepin-3-yl)-1-(5-methyl-2-pyrimidinyl)-1-(2-propanyloxy)-2-propanesulfonamide.</p> <p>LCMS ESI (pos.) m/z: 533.2 (M+H)⁺.</p>
<p>38.0</p>	<p>The first epimer eluted from a Chiralcel AS-H column with 15% MeOH by SFC chiral separation of Example 33.0.</p>	 <p>(1S,2S)-N-((5R)-8-methoxy-5-(methoxymethyl)-5,6-dihydro[1,2,4]triazolo[4,3-d][1,4]benzoxazepin-3-yl)-1-(5-methyl-2-pyrimidinyl)-1-(2-propanyloxy)-2-propanesulfonamide or (1S,2S)-N-((5S)-8-methoxy-</p>

		<p>5-(methoxymethyl)-5,6-dihydro[1,2,4]triazolo[4,3-d][1,4]benzoxazepin-3-yl)-1-(5-methyl-2-pyrimidinyl)-1-(2-propanyloxy)-2-propanesulfonamide.</p> <p>¹H NMR (400 MHz, CDCl₃) δ 12.38 (br s, 1 H) 8.64 (s, 2 H) 7.91 (dd, J=8.29, 1.45 Hz, 1 H) 7.05 - 7.12 (m, 1 H) 6.99 (dd, J=7.88, 1.45 Hz, 1 H) 5.05 (dd, J=13.06, 3.32 Hz, 1 H) 4.92 (d, J=5.18 Hz, 1 H) 4.66 - 4.73 (m, 1 H) 4.07 (d, J=12.85 Hz, 1 H) 3.93 (s, 3 H) 3.79 - 3.88 (m, 1 H) 3.64 - 3.72 (m, 1 H) 3.48 - 3.57 (m, 2 H) 3.43 (s, 3 H) 2.35 (s, 3 H) 1.48 (d, J=7.05 Hz, 3 H) 1.08 (d, J=6.01 Hz, 3 H) 0.86 (d, J=6.01 Hz, 3 H). LCMS ESI (pos.) m/z: 533.2 (M+H)⁺.</p>
<p>39.0</p>	<p>The second epimer eluted from a Chiralcel AS-H column with 15% MeOH by SFC chiral separation of Example 33.0.</p>	 <p>(1S,2S)-N-((5R)-8-methoxy-5-(methoxymethyl)-5,6-dihydro[1,2,4]triazolo[4,3-d][1,4]benzoxazepin-3-yl)-1-(5-methyl-2-pyrimidinyl)-1-(2-propanyloxy)-2-propanesulfonamide or (1S,2S)-N-((5S)-8-methoxy-5-(methoxymethyl)-5,6-dihydro[1,2,4]triazolo[4,3-d][1,4]benzoxazepin-3-yl)-1-(5-methyl-2-pyrimidinyl)-1-(2-propanyloxy)-2-propanesulfonamide.</p> <p>¹H NMR (400 MHz, CDCl₃) δ 12.84 (br s, 1 H) 8.66 (s, 2 H) 7.92 (dd, J=8.29, 1.24 Hz, 1 H) 7.05 - 7.13 (m, 1 H) 6.96 - 7.01 (m, 1 H) 5.00 (dd, J=13.06, 3.11</p>

		<p>Hz, 1 H) 4.90 (d, J=3.73 Hz, 1 H) 4.71 - 4.80 (m, 1 H) 4.06 (d, J=13.06 Hz, 1 H) 3.92 (s, 3 H) 3.78 - 3.86 (m, 1 H) 3.74 (d, J=6.84 Hz, 2 H) 3.47 - 3.58 (m, 1 H) 3.44 (s, 3 H) 2.36 (s, 3 H) 1.61 (d, J=7.05 Hz, 4 H) 1.04 (d, J=5.80 Hz, 3 H) 0.83 (d, J=6.01 Hz, 3 H). LCMS ESI (pos.) m/z: 533.2 (M+H)⁺.</p>
42.0	<p>The second epimer eluted from a Phenomenex Lux Cellulose-2 with 60% MeOH by SFC chiral separation of Example 24.0.</p>	<div style="text-align: center;">  </div> <p>N-((5R)-10-fluoro-5-(methoxymethyl)-5,6-dihydro[1,2,4]triazolo[4,3-d][1,4]benzoxazepin-3-yl)-2-(5-methyl-2-pyrimidinyl)ethanesulfonamide and N-((5S)-10-fluoro-5-(methoxymethyl)-5,6-dihydro[1,2,4]triazolo[4,3-d][1,4]benzoxazepin-3-yl)-2-(5-methyl-2-pyrimidinyl)ethanesulfonamide.</p> <p>¹H NMR (400 MHz, CDCl₃) δ 8.61 (s, 2 H) 7.96 (dd, J=9.64, 2.59 Hz, 1 H) 7.04 - 7.17 (m, 2 H) 4.86 (dd, J=13.06, 2.90 Hz, 1 H) 4.61 - 4.72 (m, 1 H) 4.07 (br d, J=13.06 Hz, 1 H) 3.70 - 3.78 (m, 3 H) 3.62 - 3.70 (m, 1 H) 3.56 (br t, J=5.80 Hz, 2 H) 3.43 (s, 3 H) 2.36 (s, 3 H). LCMS ESI (pos.) m/z: 449.0 (M+H)⁺.</p>

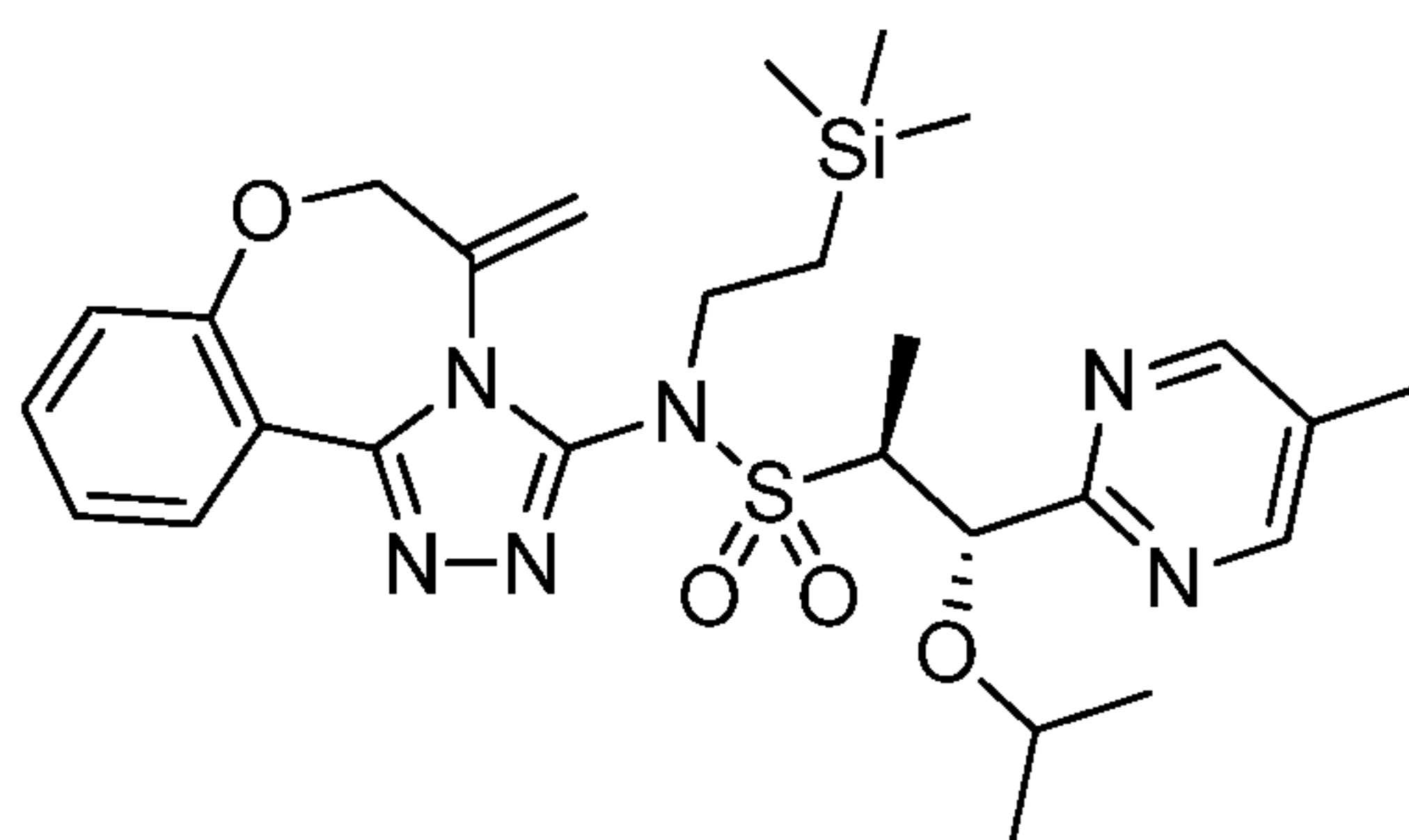
<p>43.0</p>	<p>5-isothiocyanato-2,2-dimethyl-1,3-dioxane (Example 1.1), (1S,2S)-1-isopropoxy-1-(5-methylpyrimidin-2-yl)propane-2-sulfonamide (Example 4.1), and 3-bromoisonicotinohydrazide (commercially available from SynChem Inc. Elk Grove Village, IL).</p>	<div style="text-align: center;">  <p>AND</p> </div> <p>(1S,2S)-N-((5R)-5-(methoxymethyl)-5,6-dihydropyrido[4,3-f][1,2,4]triazolo[4,3-d][1,4]oxazepin-3-yl)-1-(5-methyl-2-pyrimidinyl)-1-(2-propanyloxy)-2-propanesulfonamide and (1S,2S)-N-((5S)-5-(methoxymethyl)-5,6-dihydropyrido[4,3-f][1,2,4]triazolo[4,3-d][1,4]oxazepin-3-yl)-1-(5-methyl-2-pyrimidinyl)-1-(2-propanyloxy)-2-propanesulfonamide.</p> <p>¹H NMR (400 MHz, CDCl₃) δ 11.64 (br s, 1 H) 8.77 (d, J=8.71 Hz, 2 H) 8.66 (s, 1 H) 8.46 - 8.54 (m, 1 H) 8.39 - 8.46 (m, 1 H) 5.03 (ddd, J=19.85, 13.42, 3.42 Hz, 1 H) 4.93 (dd, J=11.09, 3.84 Hz, 1 H) 4.77 - 4.89 (m, 1 H) 4.21 (dd, J=13.48, 6.01 Hz, 1 H) 3.62 - 3.89 (m, 3 H) 3.49 - 3.61 (m, 1 H) 3.37 (d, J=9.74 Hz, 3 H) 2.42 (d, J=2.90 Hz, 3 H) 1.50 - 1.69 (m, 3 H) 1.05 (dd, J=14.31, 6.01 Hz, 3 H) 0.86 (dd, J=17.52, 6.12 Hz, 3 H). LCMS ESI (pos.) m/z: 504.2 (M+H)⁺.</p>
--------------------	---	--

<p>62.0</p>	<p>5-isothiocyanato-2,2-dimethyl-1,3-dioxane (Example 1.1), (1S,2S)-1-isopropoxy-1-(5-methylpyrimidin-2-yl)propane-2-sulfonamide (Example 4.1), 2-bromo-5-fluorobenzohydrazide (commercially available from Enamine), and 2-iodopropane (commercially available from Sigma-Aldrich).</p>	 <p>(1S,2S)-N-((R)-10-fluoro-5-(isopropoxymethyl)-5,6-dihydrobenzo[f][1,2,4]triazolo[4,3-d][1,4]oxazepin-3-yl)-1-isopropoxy-1-(5-methylpyrimidin-2-yl)propane-2-sulfonamide and (1S,2S)-N-((S)-10-fluoro-5-(isopropoxymethyl)-5,6-dihydrobenzo[f][1,2,4]triazolo[4,3-d][1,4]oxazepin-3-yl)-1-isopropoxy-1-(5-methylpyrimidin-2-yl)propane-2-sulfonamide.</p> <p>LCMS ESI (pos.) m/z: 521.1 (M+H)⁺.</p>
<p>65.0</p>	<p>The first diastereomer eluted from a ChromegaChiral CC4 column with 40% MeOH by SFC chiral separation of Example 43.0.</p>	 <p>(1S,2S)-N-((5R)-5-(methoxymethyl)-5,6-dihydropyrido[4,3-f][1,2,4]triazolo[4,3-d][1,4]oxazepin-3-yl)-1-isopropoxy-1-(5-methylpyrimidin-2-yl)propane-2-sulfonamide and (1S,2S)-N-((5S)-5-(methoxymethyl)-5,6-dihydropyrido[4,3-f][1,2,4]triazolo[4,3-d][1,4]oxazepin-3-yl)-1-isopropoxy-1-(5-methylpyrimidin-2-yl)propane-2-sulfonamide.</p>

		<p>d][1,4]oxazepin-3-yl)-1-(5-methyl-2-pyrimidinyl)-1-(2-propanyloxy)-2-propanesulfonamide and (1S,2S)-N-((5S)-5-(methoxymethyl)-5,6-dihydropyrido[4,3-f][1,2,4]triazolo[4,3-d][1,4]oxazepin-3-yl)-1-(5-methyl-2-pyrimidinyl)-1-(2-propanyloxy)-2-propanesulfonamide.</p> <p>¹H NMR (400 MHz, CD₃OD) δ 8.68 (d, J=0.62 Hz, 2 H) 8.47 (s, 1 H) 8.29 (d, J=5.39 Hz, 1 H) 8.22 (d, J=5.39 Hz, 1 H) 4.93 - 5.00 (m, 2 H) 4.71 - 4.77 (m, 1 H) 4.29 (d, J=13.48 Hz, 1 H) 3.86 (dd, J=9.33, 4.56 Hz, 1 H) 3.67 - 3.80 (m, 2 H) 3.43 - 3.51 (m, 4 H) 2.37 (s, 3 H) 1.19 (d, J=7.05 Hz, 3 H) 1.12 (d, J=6.22 Hz, 3 H) 0.81 (d, J=6.22 Hz, 3 H). LCMS ESI (pos.) m/z: 504.2 (M+H)⁺.</p>
66.0	<p>The second diastereomer eluted from a ChromegaChiral CC4 column with 40% MeOH by SFC chiral separation of Example 43.0.</p>	 <p>(1S,2S)-N-((5R)-5-(methoxymethyl)-5,6-dihydropyrido[4,3-f][1,2,4]triazolo[4,3-d][1,4]oxazepin-3-yl)-1-(5-methyl-2-pyrimidinyl)-1-(2-propanyloxy)-2-propanesulfonamide or (1S,2S)-N-((5S)-5-(methoxymethyl)-5,6-dihydropyrido[4,3-f][1,2,4]triazolo[4,3-d][1,4]oxazepin-3-yl)-1-(5-methyl-2-pyrimidinyl)-1-(2-propanyloxy)-2-propanesulfonamide.</p> <p>¹H NMR (400 MHz, CD₃OD) δ 8.70 (s, 2 H) 8.47 (s, 1 H) 8.27 - 8.31 (m, 1 H) 8.21 - 8.25 (m, 1 H) 4.93 - 5.00 (m, 2 H) 4.79 (td, J=6.48, 2.59 Hz, 1 H) 4.27 (d,</p>

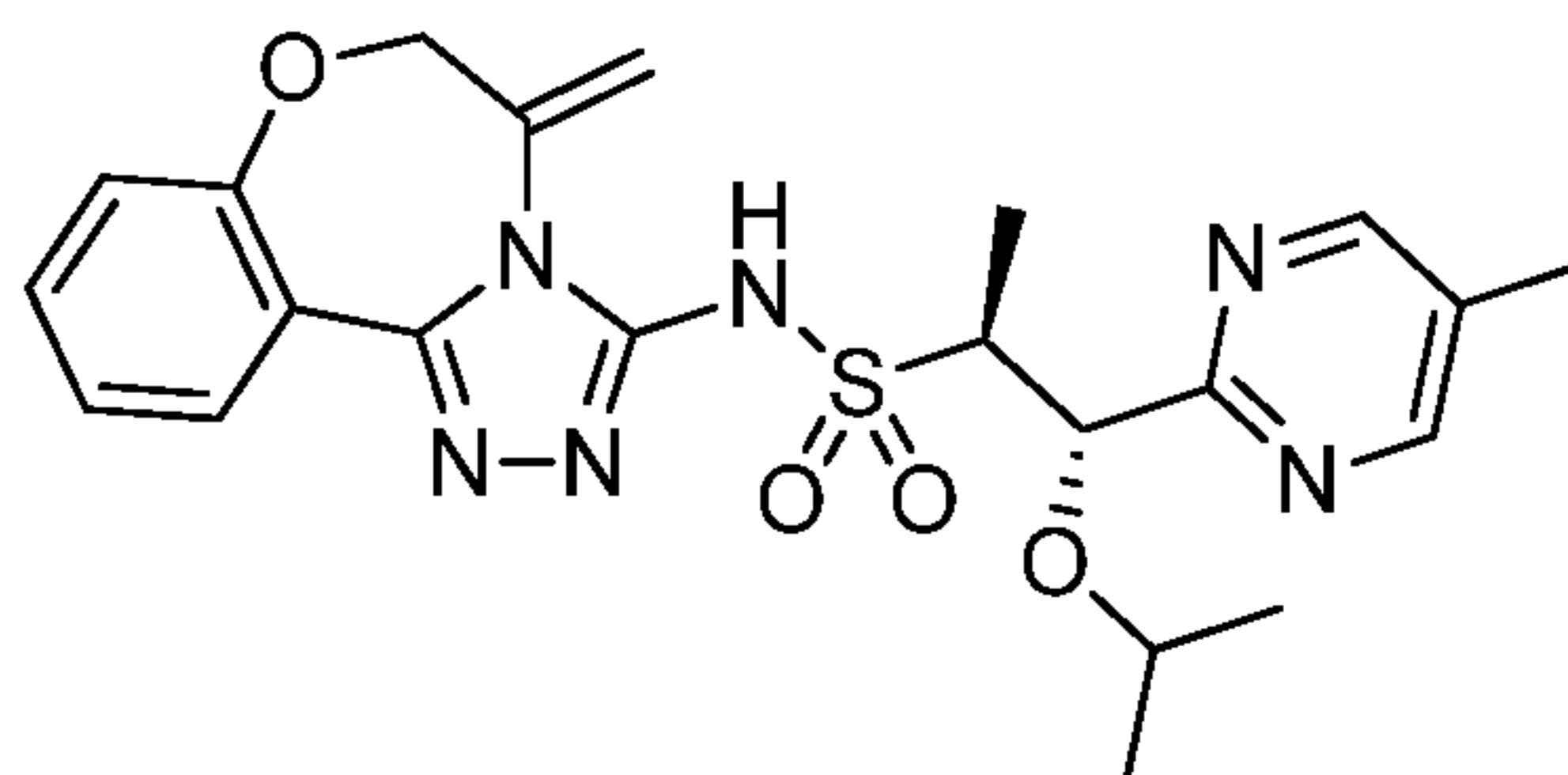
		J=13.27 Hz, 1 H) 3.69 - 3.81 (m, 3 H) 3.49 (m, 1 H) 3.42 (s, 3 H) 2.38 (s, 3 H) 1.32 (d, J=7.05 Hz, 3 H) 1.10 (d, J=6.01 Hz, 3 H) 0.84 (d, J=6.22 Hz, 3 H). LCMS ESI (pos.) m/z: 504.2 (M+H) ⁺ .
--	--	--

[0227] **Example 17.0. Preparation of (1S,2S)-N-(5-methylidene-5,6-dihydro[1,2,4]triazolo[4,3-d][1,4]benzoxazepin-3-yl)-1-(5-methyl-2-pyrimidinyl)-1-(2-propanyloxy)-2-propanesulfonamide.**



17.1

[0228] **(1S,2S)-1-Isopropoxy-N-(5-methylene-5,6-dihydrobenzo[f][1,2,4]triazolo[4,3-d][1,4]oxazepin-3-yl)-1-(5-methylpyrimidin-2-yl)-N-(2-(trimethylsilyl)ethyl)propane-2-sulfonamide, Example 17.1.** This compound was obtained as a side-product from the preparation of **Example 22.2**. LCMS ESI (pos.) m/z: 571.2 (M+H)⁺.

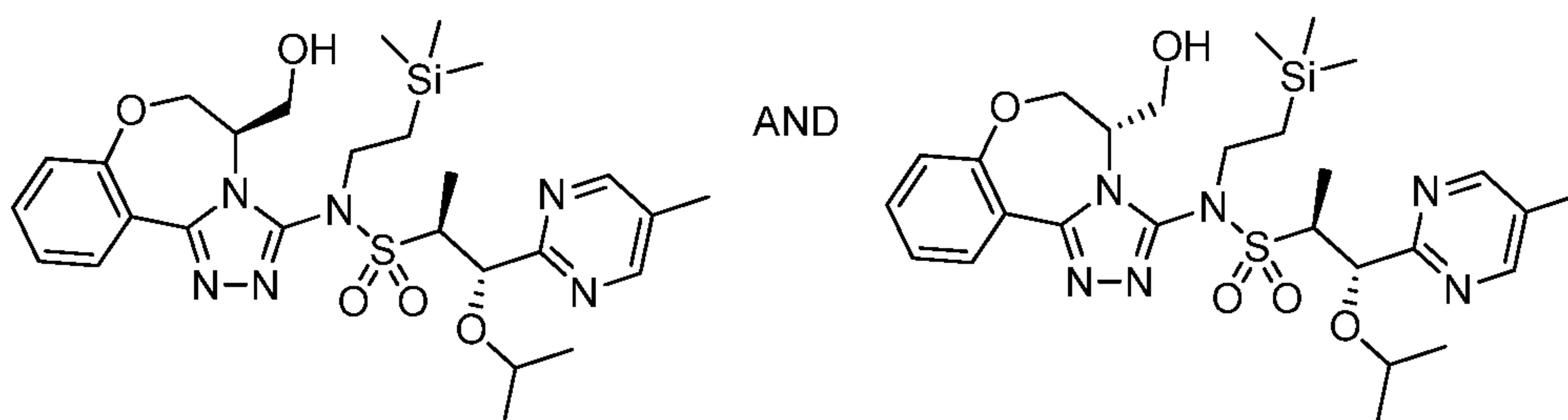


17.0

[0229] **(1S,2S)-N-(5-Methylidene-5,6-dihydro[1,2,4]triazolo[4,3-d][1,4]benzoxazepin-3-yl)-1-(5-methyl-2-pyrimidinyl)-1-(2-propanyloxy)-2-propanesulfonamide, Example 17.0.** This compound was a side-product from the preparation of **Example 22.0**. ¹H NMR (400 MHz, CDCl₃) δ 12.54 (br s, 1 H) 8.64 (s, 2 H) 8.32 (dd, J=8.19, 1.55 Hz, 1 H) 7.41 (ddd, J=8.42, 7.07, 1.71 Hz, 1 H) 7.12 - 7.20 (m, 1 H) 7.10 (dd, J=8.34, 0.88 Hz, 1 H) 6.41 (s, 1 H) 5.58 (d, J=0.83 Hz, 1 H) 4.95 (d, J=4.56 Hz, 1 H) 4.66 - 4.75 (m, 1 H) 4.57 - 4.66 (m, 1 H) 3.84 (qd, J=7.05, 4.56 Hz, 1 H)

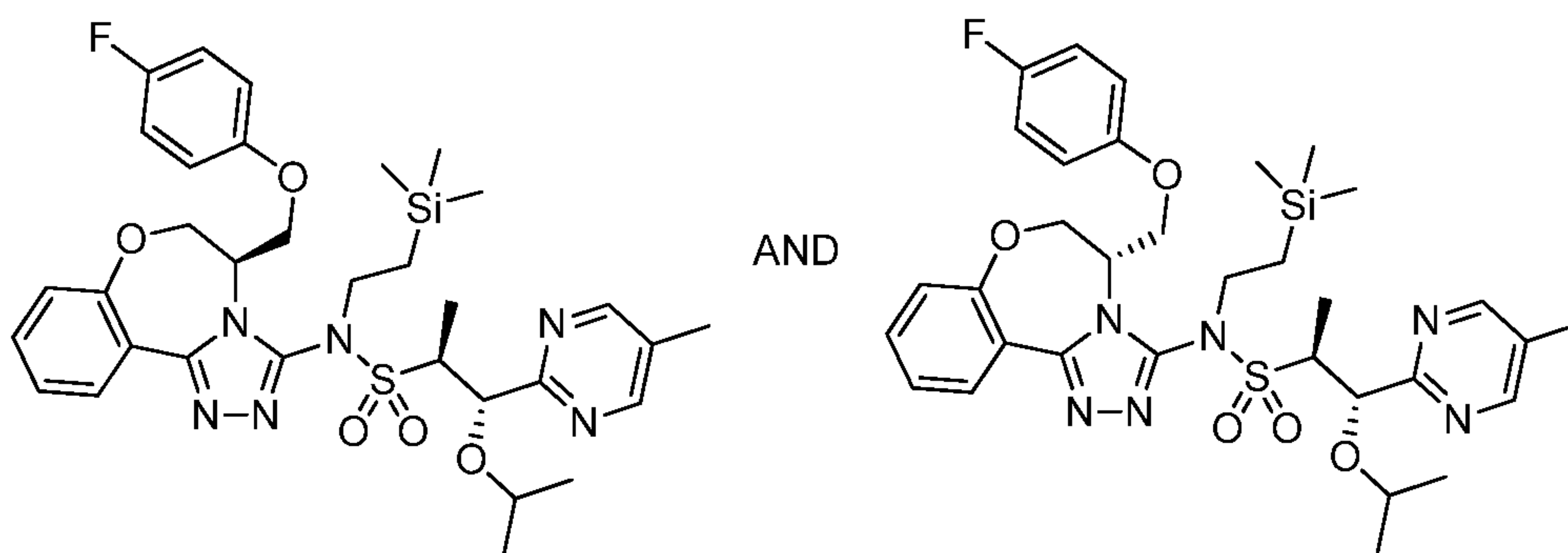
3.54 (m, 1 H) 2.34 (s, 3 H) 1.54 (d, J=7.15 Hz, 3 H) 1.08 (d, J=6.01 Hz, 3 H) 0.91 (d, J=6.12 Hz, 3 H). LCMS ESI (pos.) m/z: 471.0 (M+H)⁺.

[0230] **Example 22.0. Preparation of (1S,2S)-N-((R)-5-((4-fluorophenoxy)methyl)-5,6-dihydrobenzo[f][1,2,4]triazolo[4,3-d][1,4]oxazepin-3-yl)-1-isopropoxy-1-(5-methylpyrimidin-2-yl)propane-2-sulfonamide and (1S,2S)-N-((S)-5-((4-fluorophenoxy)methyl)-5,6-dihydrobenzo[f][1,2,4]triazolo[4,3-d][1,4]oxazepin-3-yl)-1-isopropoxy-1-(5-methylpyrimidin-2-yl)propane-2-sulfonamide.**



22.1

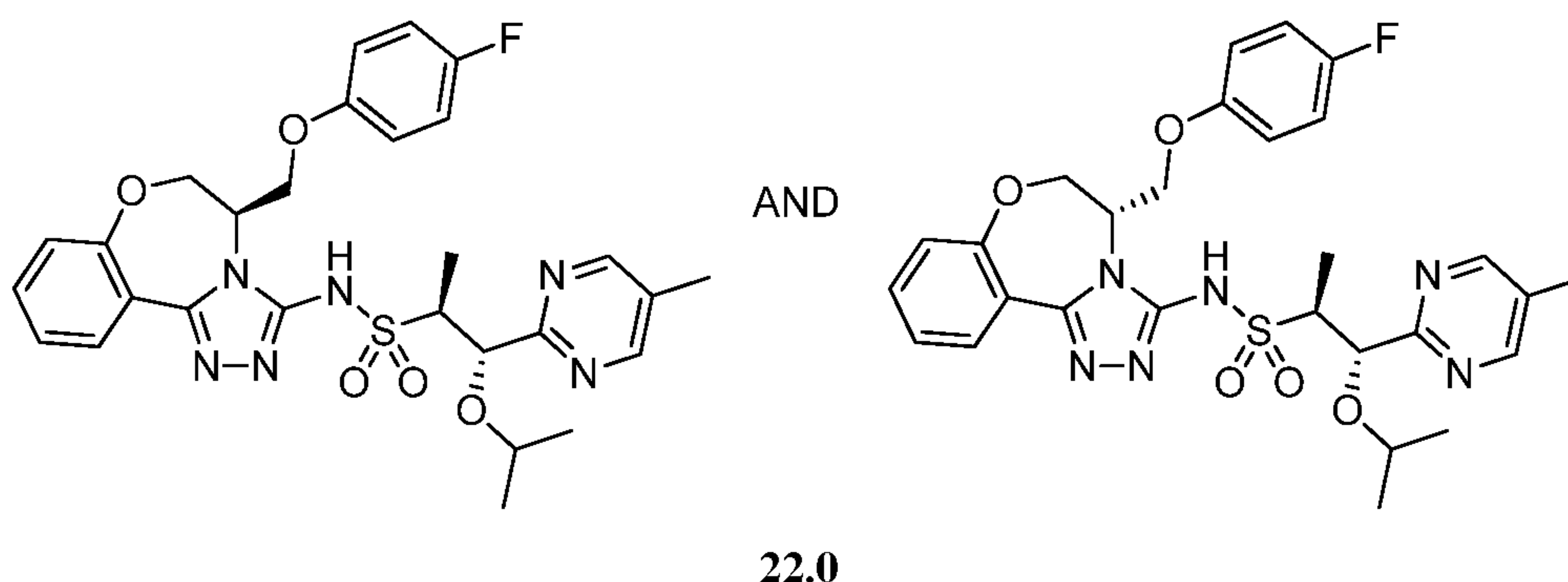
[0231] **(1S,2S)-N-((R)-5-(Hydroxymethyl)-5,6-dihydrobenzo[f][1,2,4]triazolo[4,3-d][1,4]oxazepin-3-yl)-1-isopropoxy-1-(5-methylpyrimidin-2-yl)-N-(2-(trimethylsilyl)ethyl)propane-2-sulfonamide and (1S,2S)-N-((S)-5-(hydroxymethyl)-5,6-dihydrobenzo[f][1,2,4]triazolo[4,3-d][1,4]oxazepin-3-yl)-1-isopropoxy-1-(5-methylpyrimidin-2-yl)-N-(2-(trimethylsilyl)ethyl)propane-2-sulfonamide, Example 22.1.** The title compound was prepared following the procedure in Example 1.7 using Example 1.1, Example 4.1 and 2-bromobenzohydrazide (commercially available from Sigma-Aldrich). LCMS ESI (pos.) m/z: 589.2 (M+H)⁺.



22.2

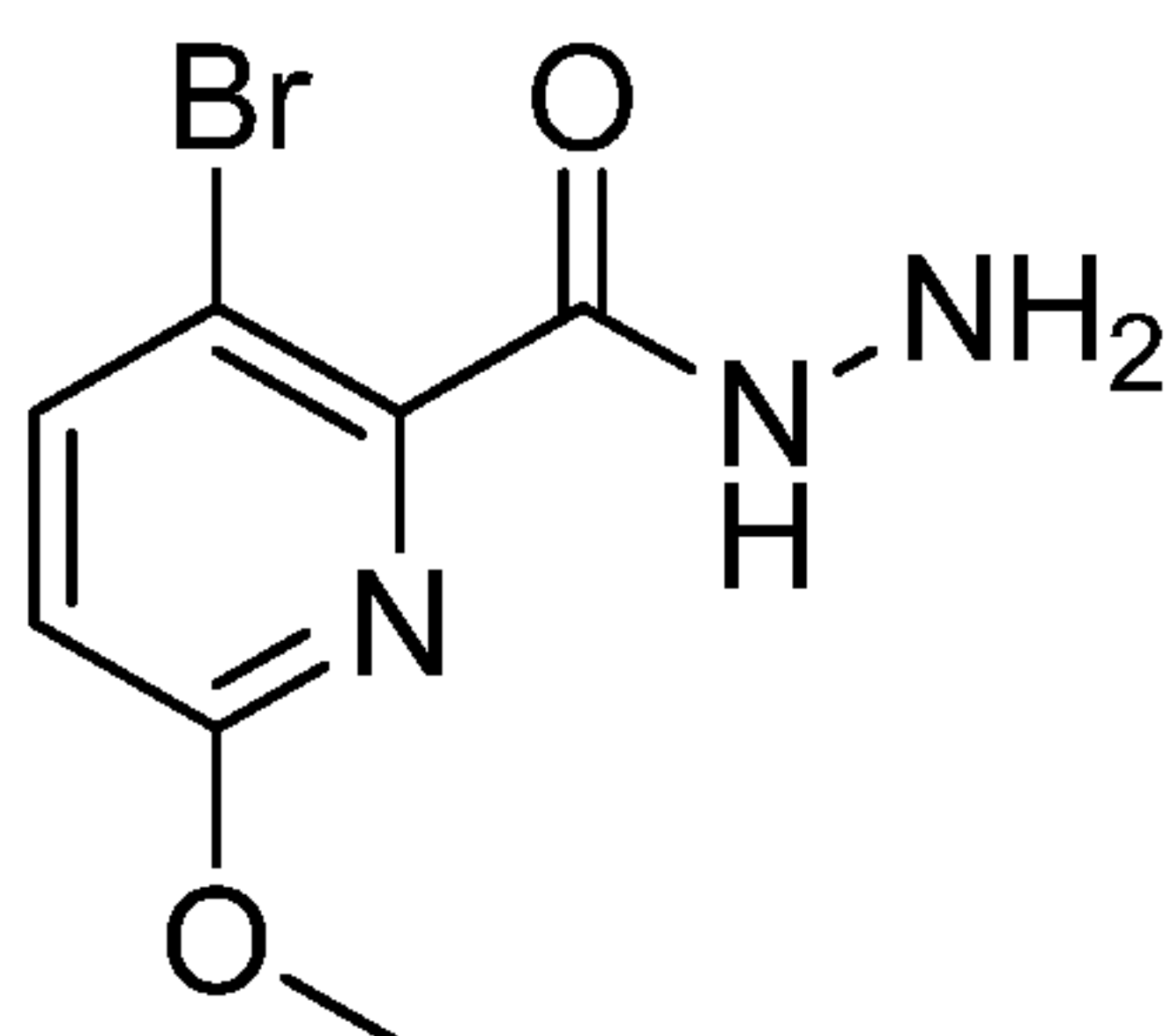
[0232] **(1S,2S)-N-((R)-5-((4-Fluorophenoxy)methyl)-5,6-dihydrobenzo[f][1,2,4]triazolo[4,3-d][1,4]oxazepin-3-yl)-1-isopropoxy-1-(5-methylpyrimidin-2-yl)-N-(2-(trimethylsilyl)ethyl)propane-2-sulfonamide and**

(1S,2S)-N-((S)-5-((4-fluorophenoxy)methyl)-5,6-dihydrobenzo[f][1,2,4]triazolo[4,3-d][1,4]oxazepin-3-yl)-1-isopropoxy-1-(5-methylpyrimidin-2-yl)-N-(2-(trimethylsilyl)ethyl)propane-2-sulfonamide, **Example 22.2**. A solution of **Example 22.1** (210 mg, 0.36 mmol), 4-fluorophenol (60.0 mg, 0.54 mmol) and triphenylphosphine (140 mg, 0.54 mmol) in THF (1.8 mL) was bubbled with argon gas for 2 min before diisopropyl azodicarboxylate (105 μ L, 0.535 mmol) was added in a dropwise stream at 0 °C. The reaction mixture was stirred at 0 to 23 °C for 18 h. The residual reaction mixture was diluted with water and extracted with DCM. The organic extract was concentrated in vacuo to give an orange solid. The material was absorbed onto a plug of silica gel and purified by chromatography through a Redi-Sep pre-packed silica gel column (12 g) eluting with a gradient of 10% to 100% 1/3 EtOH/EtOAc in heptane to afford a mixture of **Example 22.2** and **Example 17.1** as a light yellow solid (220 mg). LCMS ESI (pos.) m/z: 683.2 (M+H)⁺, 571.2 (M+H)⁺.



(1S,2S)-N-((R)-5-((4-Fluorophenoxy)methyl)-5,6-dihydrobenzo[f][1,2,4]triazolo[4,3-d][1,4]oxazepin-3-yl)-1-isopropoxy-1-(5-methylpyrimidin-2-yl)propane-2-sulfonamide and (1S,2S)-N-((S)-5-((4-fluorophenoxy)methyl)-5,6-dihydrobenzo[f][1,2,4]triazolo[4,3-d][1,4]oxazepin-3-yl)-1-isopropoxy-1-(5-methylpyrimidin-2-yl)propane-2-sulfonamide, **Example 22.0**. **Example 22.0** was prepared from **Example 22.2** following the procedure as described in **Example 1.9**. ¹H NMR (400 MHz, CDCl₃) δ 12.54 (br s, 1 H) 8.64 (s, 2 H) 8.32 (dd, J=8.19, 1.55 Hz, 1 H) 7.41 (ddd, J=8.42, 7.07, 1.71 Hz, 1 H) 7.12 - 7.20 (m, 1 H) 7.10 (dd, J=8.34, 0.88 Hz, 1 H) 6.41 (s, 1 H) 5.58 (d, J=0.83 Hz, 1 H) 4.95 (d, J=4.56 Hz, 1 H) 4.66 - 4.75 (m, 1 H) 4.57 - 4.66 (m, 1 H) 3.84 (qd, J=7.05, 4.56 Hz, 1 H) 3.54 (m, 1 H) 2.34 (s, 3 H) 1.54 (d, J=7.15 Hz, 3 H) 1.08 (d, J=6.01 Hz, 3 H) 0.91 (d, J=6.12 Hz, 3 H). LCMS ESI (pos.) m/z: 583.2 (M+H)⁺.

[0233] **Example 3.1. Preparation of 3-bromo-6-methoxypicolinohydrazide.**



3.1

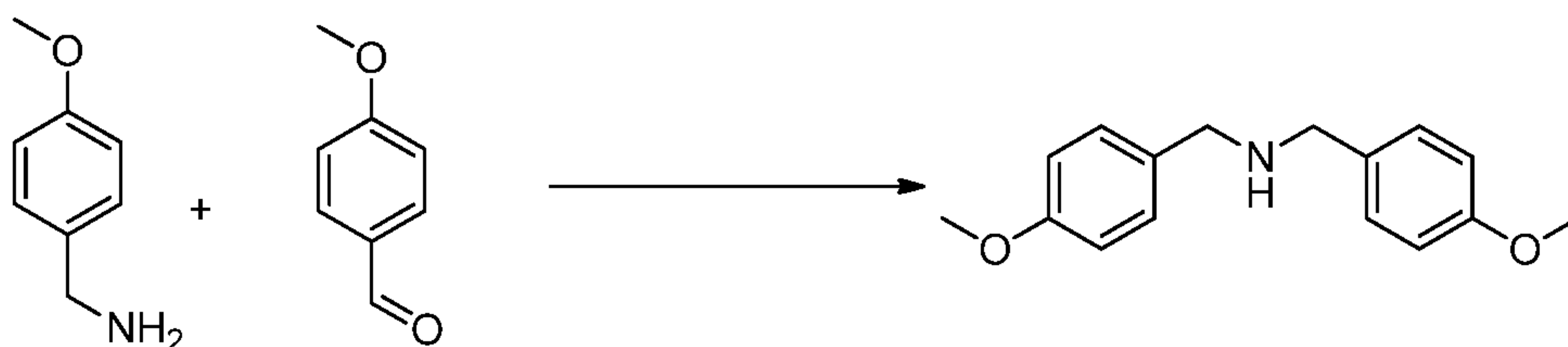
[0234] **3-Bromo-6-methoxypicolinohydrazide, Example 3.1.** To a 250-mL round bottom flask was added methyl 3-bromo-6-methoxypicolinate (5.86 g, 23.82 mmol) in MeOH (100 mL) under an argon stream. Hydrazine, monohydrate (5.96 mL, 119 mmol) was added. The reaction mixture was stirred at 23 °C for 24 h. LCMS analysis indicated formation of the desired product and the starting material was consumed. The solution was concentrated in vacuo and the residue was rinsed with water. The white solid (**Example 3.1**, (5.1 g)) was isolated by filtration. LCMS ESI (pos.) m/z: 246.2, 248.2 (M+H)⁺.

[0235] The compounds in the following table were synthesized following the procedure in **Example 3.1** using the known starting material as described.

Table 2

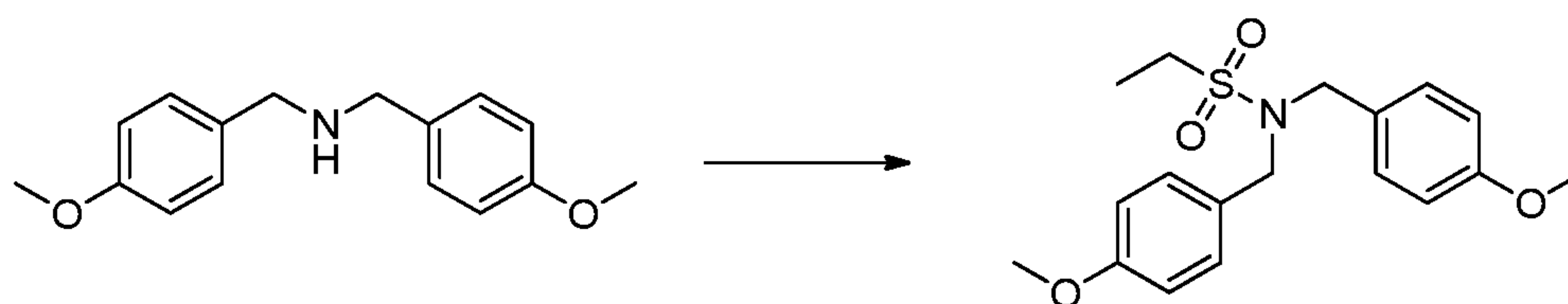
Example	Reagents	Structure, Name and Data
8.1	Methyl 2-bromo-3-methoxybenzoate (commercially available from Ark Pharm, Inc.)	<p>2-bromo-3-methoxybenzohydrazide. LCMS ESI (pos.) m/z: 234.2 (M+H)⁺.</p>
16.1	Methyl 2-bromo-4,5-difluorobenzoate (commercially available from Combi-Blocks Inc.)	<p>2-bromo-4,5-difluorobenzohydrazide. LCMS ESI (pos.) m/z: 234.2 (M+H)⁺.</p>

[0236] **Example 4.1. Preparation of *N,N*-bis(4-methoxybenzyl)ethanesulfonamide.**



4.11

[0237] **Bis(4-methoxybenzyl)amine, Example 4.11.** 4-Methoxybenzylamine (600 g, 4.37 mol) and 4-methoxybenzaldehyde (532 mL, 4.37 mol) were added to a 10 L round bottomed flask at ambient temperature with stirring. The reaction spontaneously warmed and a white precipitate was observed. The mixture was stirred for 1 h. To the above mixture was added anhydrous EtOH (4.8 L) and stirring was continued at RT for 15-30 mins. This was followed by the addition of sodium borohydride granules (99 g, 2.62 mol, 0.6 eq) portionwise over ~ 2 h (Note : During the addition of NaBH₄, the internal temperature of the reaction rose to 42 °C) and further stirred at RT overnight. The reaction was quenched slowly with water (600 mL). The mixture was concentrated in vacuo at 50 °C. The residue was partitioned between water (4 L) and DCM (4 L). The aqueous layer was extracted with more DCM (2 x 2 L). The combined organic layers were dried over Na₂SO₄, filtered, and concentrated in vacuo to give **Example 4.11** (1112 g, 99% yield) as a semi-solid. The material was used directly in the next step without further purification. ¹H-NMR (400 MHz, CDCl₃) δ 7.28 (t, *J* = 7.12 Hz, 4H), 6.89 (d, *J* = 8.60 Hz, 4H), 3.83 (m, 6H), 3.76 (s, 4H) (-NH proton not observed). LCMS-ESI (pos.) *m/z*: 258.4 (M+H)⁺.

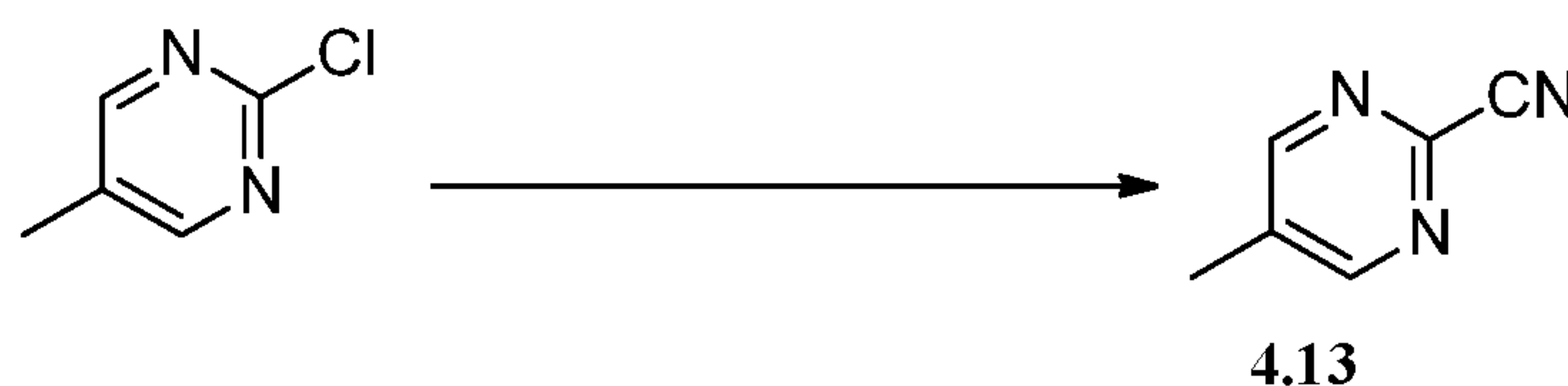


4.11

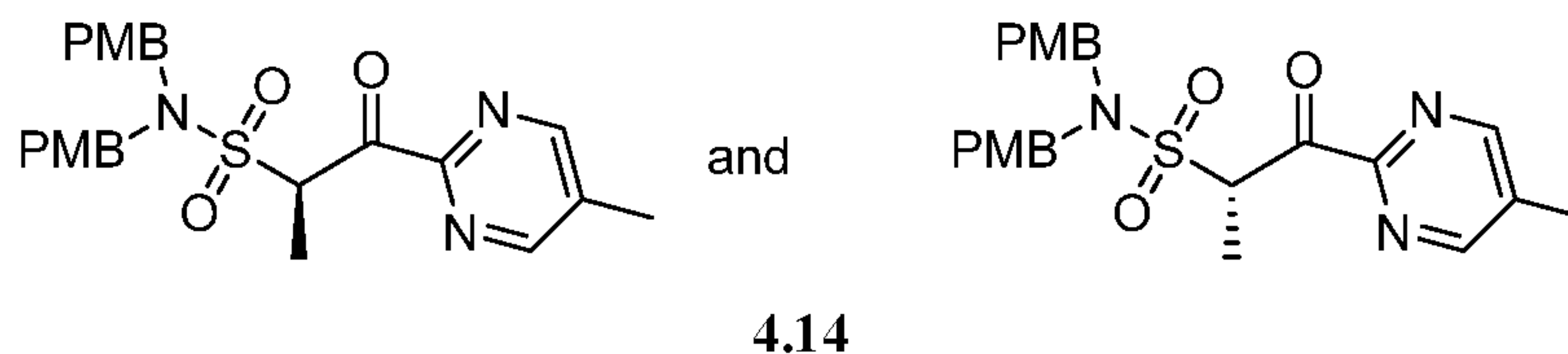
4.12

[0238] ***N,N*-bis(4-Methoxybenzyl)ethanesulfonamide, Example 4.12.** To a solution **Example 4.11** (900 g, 3.49 mol, 1 eq) in DCM (9 L) was added TEA (634 mL, 4.55 mol, 1.3 eq), followed by dropwise addition of ethanesulfonyl chloride (399 mL, 4.19 mol). Once the addition was complete, the cooling bath was removed. After 1.5 h, TLC showed complete loss of starting material. The reaction was quenched by the

addition of water (4 L) to the reaction mixture. The layers were separated and the aqueous layer extracted with DCM (2x 2 L). The combined organic layers were washed with brine (2x 1 L), dried over Na₂SO₄, and concentrated in vacuo. The material obtained was adsorbed onto a plug of silica gel and purified by chromatography (silica gel (60-120 mesh) eluting with a gradient of 10-80% EtOAc in hexanes) to provide the title compound **Example 4.12** (1125 g, 3.22 mol, 92%) as a white solid. ¹H-NMR (400 MHz, CDCl₃) δ 7.23 (dd, *J* = 2.08, 6.62 Hz, 4H), 6.90 (dd, *J* = 2.12, 6.60 Hz, 4H), 4.29 (s, 4H), 3.83 (m, 6H), 2.92 (q, *J* = 7.40 Hz, 2H), 1.33 (t, *J* = 7.40 Hz, 3H). GC-LCMS (ESI pos. ion) *m/z*: = 372.2 (M+Na)⁺.

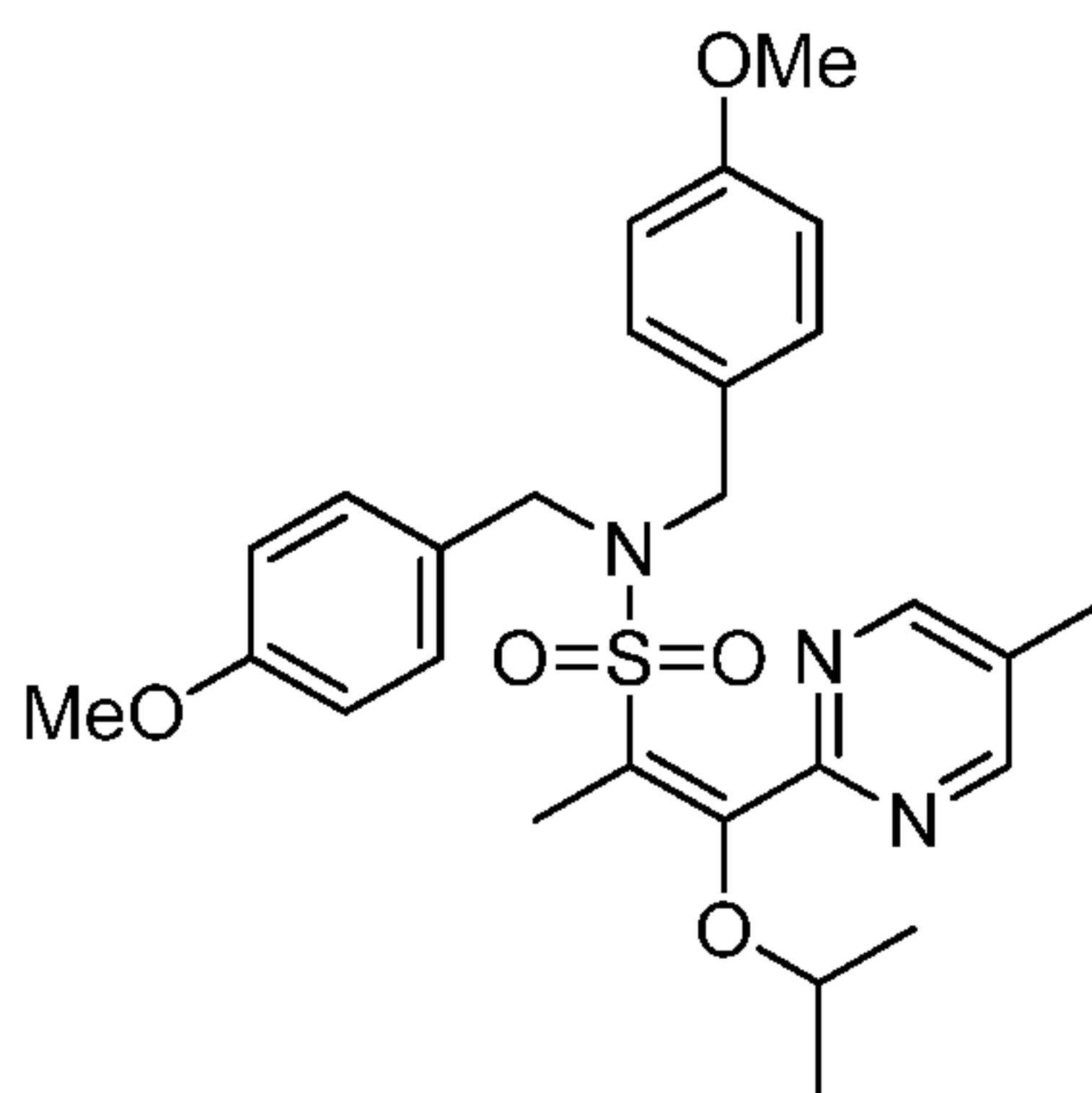


[0239] **5-Methylpyrimidine-2-carbonitrile, Example 4.13.** A solution of 2-chloro-5-methylpyrimidine (500 g, 3889 mmol) in DMF (5.0 L) was degassed with N₂ for 20 min and 1,1'-ferrocenediyl-bis(diphenylphosphine) (108 g, 194 mmol) and Pd₂(dba)₃ (178 g, 194 mmol) were added to the reaction mixture. Zn(CN)₂ (685 g, 5834 mmol) was added and the reaction mixture was heated at 100 °C for 16 h. The reaction was quenched with water (5 L) and stirred for 10 min. The reaction mixture was then filtered through a pad of Celite® brand filter aid. The filtrate was diluted with water (4 L) and extracted with EtOAc (2 x 4 L). The combined organic layers were washed with brine (4 L), dried over Na₂SO₄, filtered and concentrated in vacuo to give the initial product which was further purified by column chromatography using silica gel (60-120 mesh) and 0-10 % EtOAc in hexanes to obtain **Example 4.13** (330 g, 71 %) as an off white solid. ¹H NMR (400 MHz, DMSO-d₆) δ 8.89 (s, 2H), 2.39 (s, 3H).



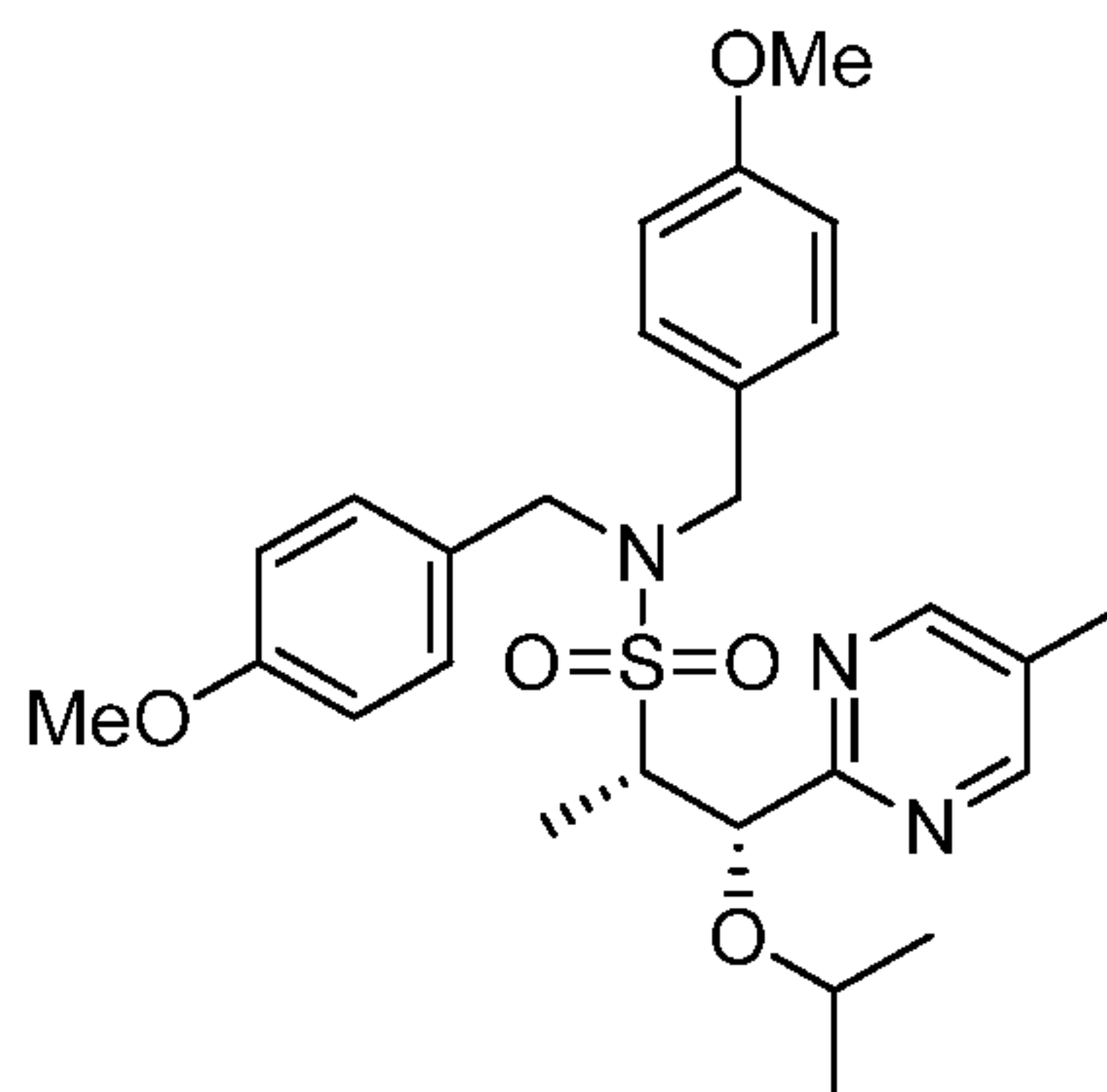
[0240] **(R)-N,N-Bis(4-methoxybenzyl)-1-(5-methylpyrimidin-2-yl)-1-oxopropane-2-sulfonamide and (S)-N,N-bis(4-methoxybenzyl)-1-(5-methylpyrimidin-2-yl)-1-oxopropane-2-sulfonamide, Example 4.14.** To a solution of **Example 4.13** (293 g, 839 mmol) in THF (2 L) was added isopropylmagnesium chloride (420 mL, 839 mmol, 2.0 M in diethyl ether) at 0 °C. The reaction mixture was then

stirred at RT for 3 h. To that reaction mixture was added 5-methylpyrimidine-2-carbonitrile (**Example 4.13**, 50 g, 420 mmol, 1.0 equiv) in THF (100 mL) at 0 °C and the mixture was stirred at RT for 2 h. The reaction was then quenched with HCl (1.5N, 500 mL) and water (2000 mL) and stirred for 10 min. The mixture was extracted with EtOAc (2 x 1 L) and the combined organic layers were washed with brine (500 mL), dried over Na₂SO₄, and filtered. The organic layer was concentrated in vacuo to give the initial compound which was purified by column chromatography using silica gel (100-200 mesh) and 0-50% EtOAc in hexanes as eluent to obtain **Example 4.14** (60 g, 30 % yield) as a brown liquid. ¹H NMR (400 MHz, DMSO-d₆) δ 8.90 (s, 2H), 7.15 – 7.09 (m, 4H), 6.85 – 6.80 (m, 4H), 4.34 – 4.18 (m, 5H), 3.71 (m, 6H), 2.39 (s, 3H), 1.50 (d, *J* = 6.9 Hz, 3H). LCMS-ESI (pos.) m/z: (M+H)⁺: 470.0.



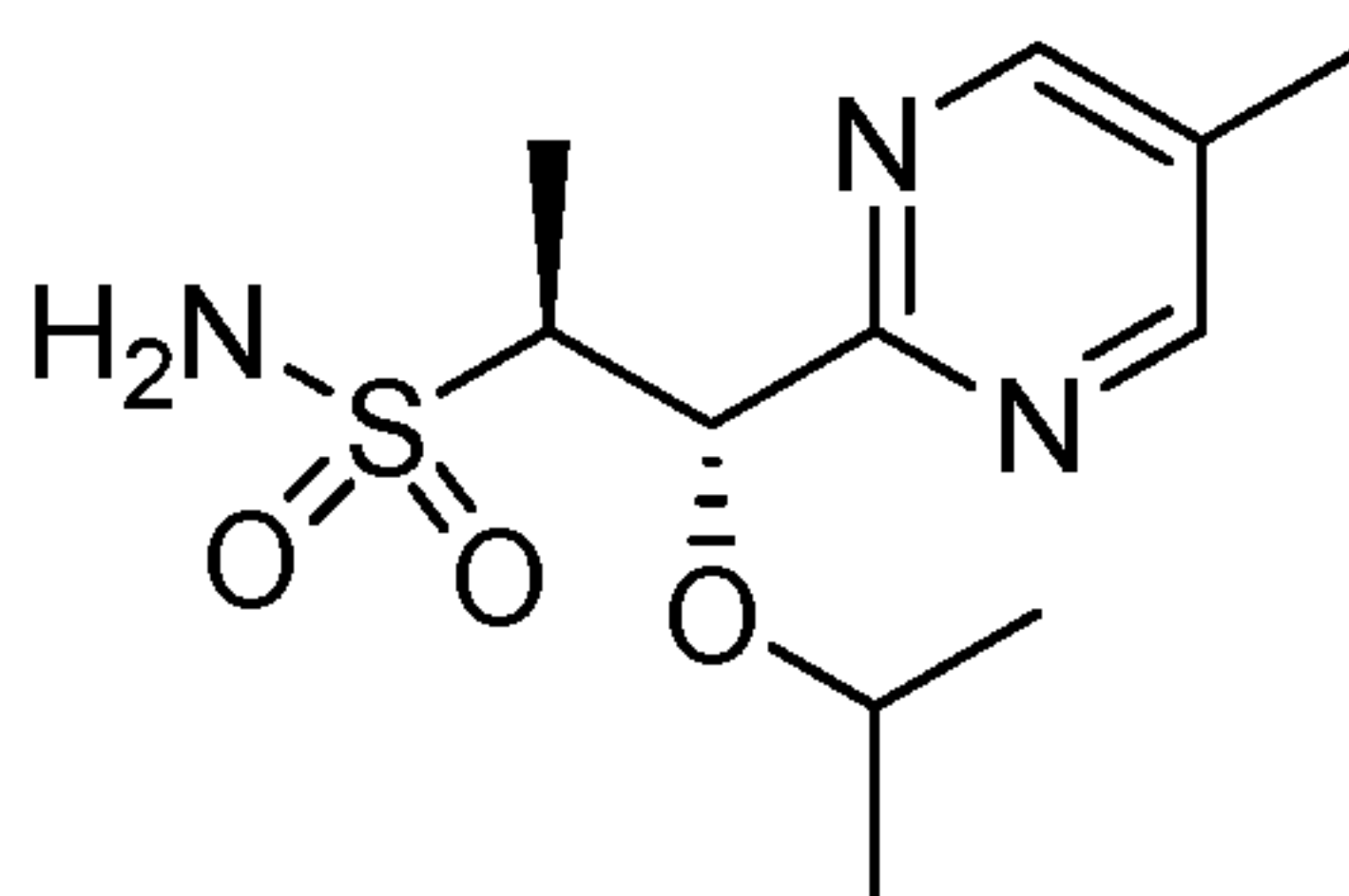
4.15

[0241] **(E)-1-Isopropoxy-N,N-bis(4-methoxybenzyl)-1-(5-methylpyrimidin-2-yl)prop-1-ene-2-sulfonamide, Example 4.15.** To a solution of **Example 4.14** (120 g, 256 mmol) in DMF (1.2 L) was added 2-iodopropane (129 mL, 1278 mmol) and potassium carbonate (70.6 g, 511 mmol). The reaction mixture was stirred at 60 °C for 14 h. The reaction was quenched with water (1000 mL), stirred for 10 min and extracted with EtOAc (2 x 1000 mL). The combined organic layers were washed with brine (1000 mL), dried over Na₂SO₄, filtered, and concentrated in vacuo to give the initial material. The initial product was purified by column chromatography using silica gel (100-200 mesh) and 0-50% EtOAc in hexanes as eluent to obtain **Example 4.15** (75 g, 57.4 % yield) as an off white solid. ¹H NMR (400 MHz, DMSO-d₆) δ 8.72 (s, 2H), 7.09 (d, *J* = 8.3 Hz, 4H), 6.86 (d, *J* = 8.3 Hz, 4H), 4.16 (s, 4H), 3.73 (s, 3H), 3.73 (s, 3H), 3.71 – 3.67 (m, 1H), 2.31 (s, 3H), 1.87 (s, 3H), 1.19 – 1.16 (m, 6H). LCMS-ESI (pos.) m/z: 512.1 (M+H)⁺.



4.16

[0242] **(1S,2R)-1-Isopropoxy-N,N-bis(4-methoxybenzyl)-1-(5-methylpyrimidin-2-yl)propane-2-sulfonamide, Example 4.16.** To a solution of **Example 4.15** (180 g, 352 mmol) in MeOH (1.8 L) were added zinc triflate (256 g, 704 mmol) and (S)-RuCl[(p-cymene)(BINAP)]Cl (6.54 g, 7.04 mmol). The mixture was heated at 60 °C under H₂ pressure (60 psi) for 16 h. The reaction mixture was concentrated in vacuo to obtain the initial product which was further purified by column chromatography using silica gel (60-120 mesh) and 0-50% EtOAc in DCM as eluent to obtain **Example 4.16** (140 g, 77 %, 92% ee) as an off white solid. ¹H NMR (400 MHz, DMSO-d₆) δ 8.71 (s, 2H), 7.25 – 7.15 (m, 4H), 6.95 – 6.75 (m, 4H), 4.82 (dd, *J* = 7.8, 1.8 Hz, 1H), 4.39 (d, *J* = 15.6 Hz, 2H), 4.13 (d, *J* = 15.7 Hz, 2H), 3.82 (qd, *J* = 8.5, 7.9, 6.0 Hz, 1H), 3.65 (m, 6H), 3.41 – 3.35 (m, 1H), 2.27 (s, 3H), 1.12 (dd, *J* = 6.2, 1.8 Hz, 3H), 1.02 (dd, *J* = 7.1, 2.0 Hz, 3H), 0.96 (dd, *J* = 6.3, 1.8 Hz, 3H). LCMS-ESI (pos.) *m/z*: 514.2 (M+H)⁺.



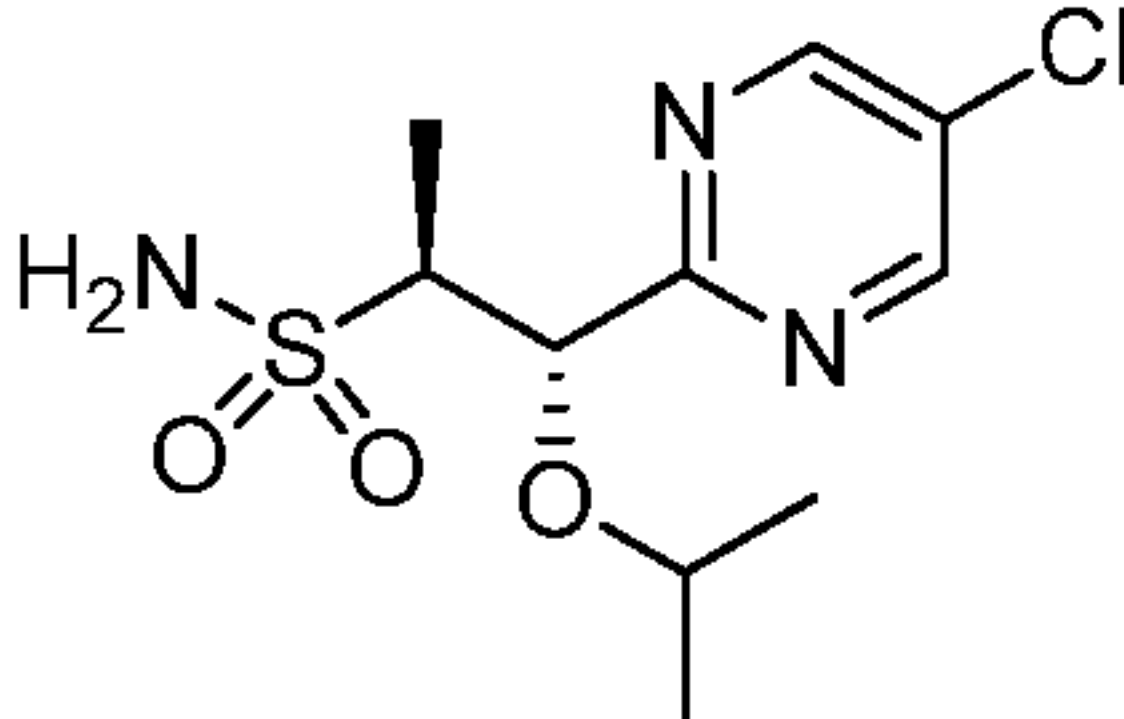
4.1

[0243] **(1S,2S)-1-Isopropoxy-1-(5-methylpyrimidin-2-yl)propane-2-sulfonamide, Example 4.1.** To a solution of **Example 4.16** (140.0 g, 273 mmol) in DCM (500 mL) was added TFA (250 mL) at 0 °C. The resulting reaction mixture was allowed to stir at RT for 16 h. The reaction mixture was then concentrated in vacuo to obtain the initial material which was dissolved in DCM (1000 mL) and washed with a saturated aqueous NaHCO₃ solution (1000 mL). The organic layer was dried over

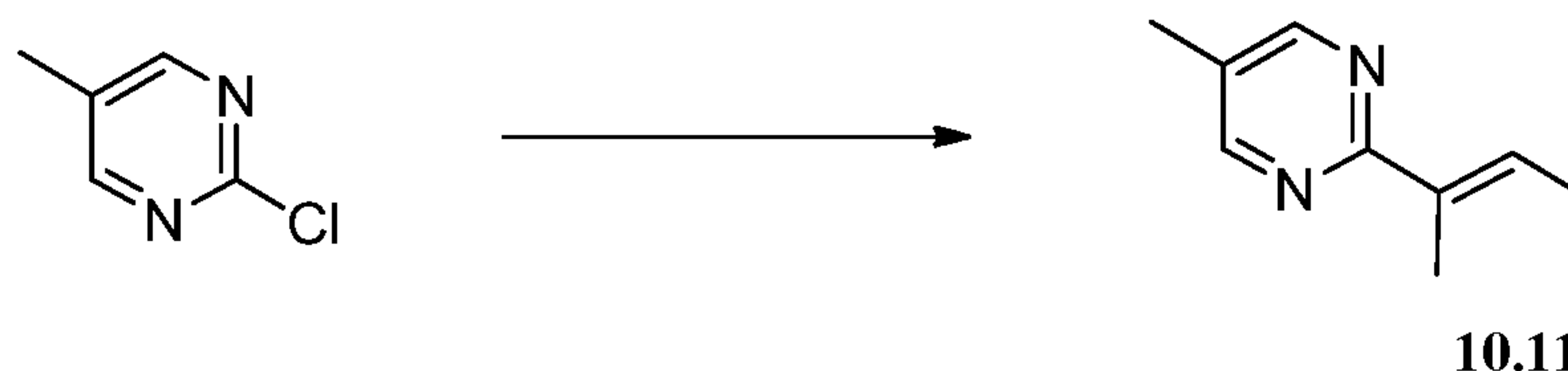
Na₂SO₄, filtered, and concentrated in vacuo to obtain the initial material which was further purified by column chromatography using silica gel (60-120 mesh) and 0-2% MeOH in DCM to obtain **Example 4.1** (72 g, 97 % yield, 90% ee) as an off white solid. **Example 4.1** (72 g, 90% ee) was suspended in IPA (500 mL) and heated to 70 °C until the mixture become homogeneous. Once the solution became homogeneous, the mixture was cooled to RT overnight. The white solid thus obtained was filtered and dried under vacuum to obtain **Example 4.1** (30 g, >99%ee). The mother liquor was concentrated and the solid obtained was recrystallized again following the same procedure. ¹H NMR (400 MHz, DMSO-d₆) δ 8.70 (d, *J* = 2.3 Hz, 2H), 6.45 (d, *J* = 2.4 Hz, 2H), 4.68 (dd, *J* = 8.8, 2.5 Hz, 1H), 3.59 – 3.52 (m, 1H), 3.48 (ddd, *J* = 9.7, 7.4, 4.9 Hz, 1H), 2.29 (d, *J* = 2.6 Hz, 3H), 1.13 (dd, *J* = 6.1, 2.5 Hz, 3H), 0.93 (dd, *J* = 7.1, 2.5 Hz, 3H), 0.88 (dd, *J* = 6.3, 2.5 Hz, 3H). LCMS-ESI (pos.) m/z: 274.1 (M+H)⁺.

[0244] The compounds in the following table were synthesized following the procedure in **Example 4.1** using the known starting material as described.

Table 3

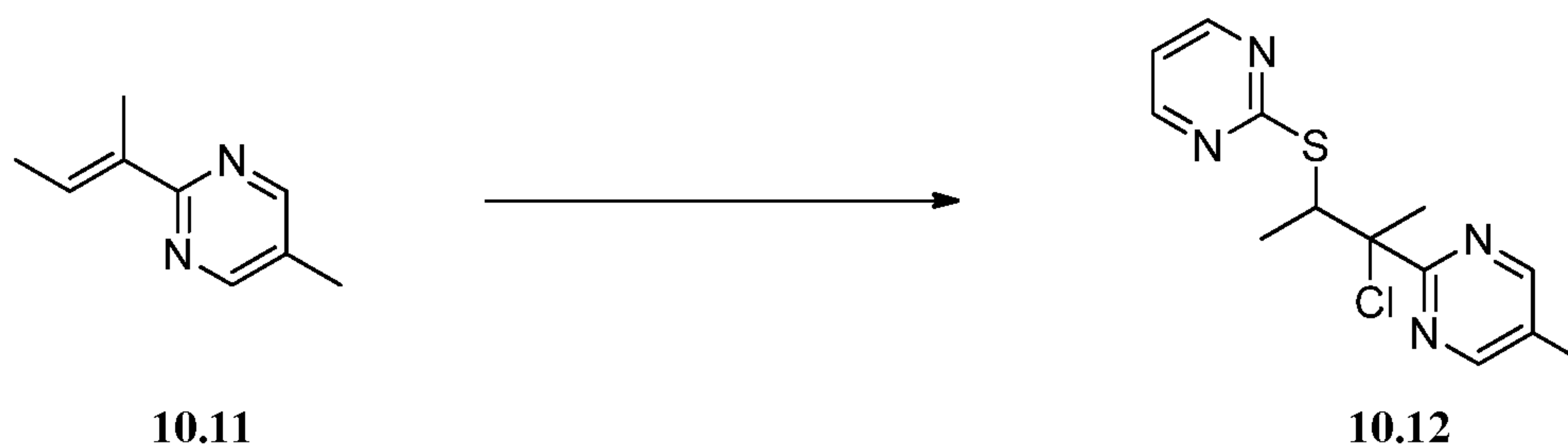
Example	Reagents	Structure, Name and Data
31.1	2-chloro-5-chloro-pyrimidine	 <p>(1S,2S)-1-(5-chloropyrimidin-2-yl)-1-isopropoxypropane-2-sulfonamide. LCMS ESI (pos.) m/z: 234.2 (M+H)⁺.</p>

[0245] **Example 10.1. Preparation of (2S,3R)-3-(5-methylpyrimidin-2-yl)butane-2-sulfonamide.**

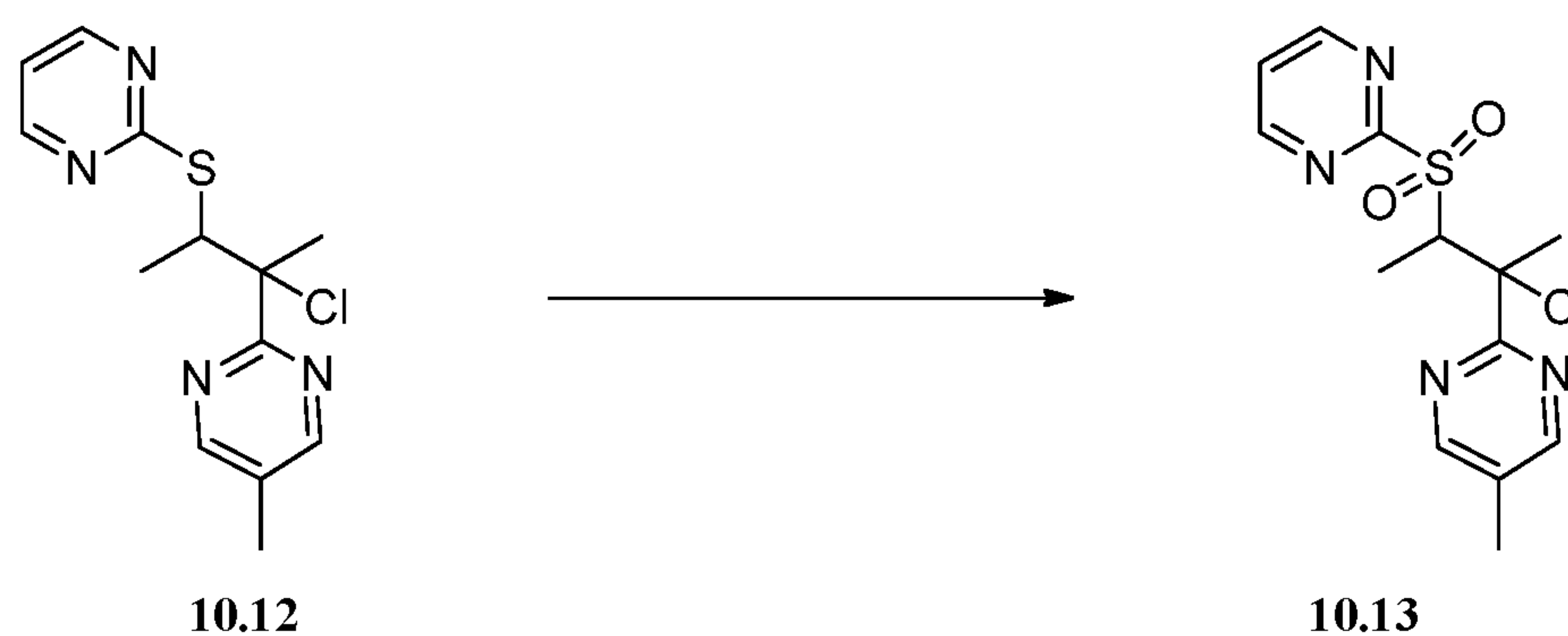


[0246] **(E)-2-(But-2-en-2-yl)-5-methylpyrimidine, Example 10.11.** 2-Chloro-5-methyl-pyrimidine (18 mL, 151 mmol), potassium (Z)-but-2-en-2-yltrifluoroborate (commercially available from Sigma Aldrich, 31 g, 191 mmol), tricyclohexylphosphine

(8.5 g, 30.2 mmol), and $\text{Pd}_2(\text{dba})_3$ (13.82 g, 15.09 mmol) were added to a flask which was then degassed and backfilled with nitrogen. To the flask was added 1,4-dioxane (252 mL) and aqueous potassium phosphate tribasic (37.5 mL, 453 mmol). The resulting reaction was heated at 100 °C for 16 h. The reaction was then cooled to RT. The residue was filtered through a plug of silica gel and then loaded onto silica gel and purified eluting with 0-20% EtOAc in heptanes to afford **Example 27.1** (19 g, 125 mmol, 83% yield).

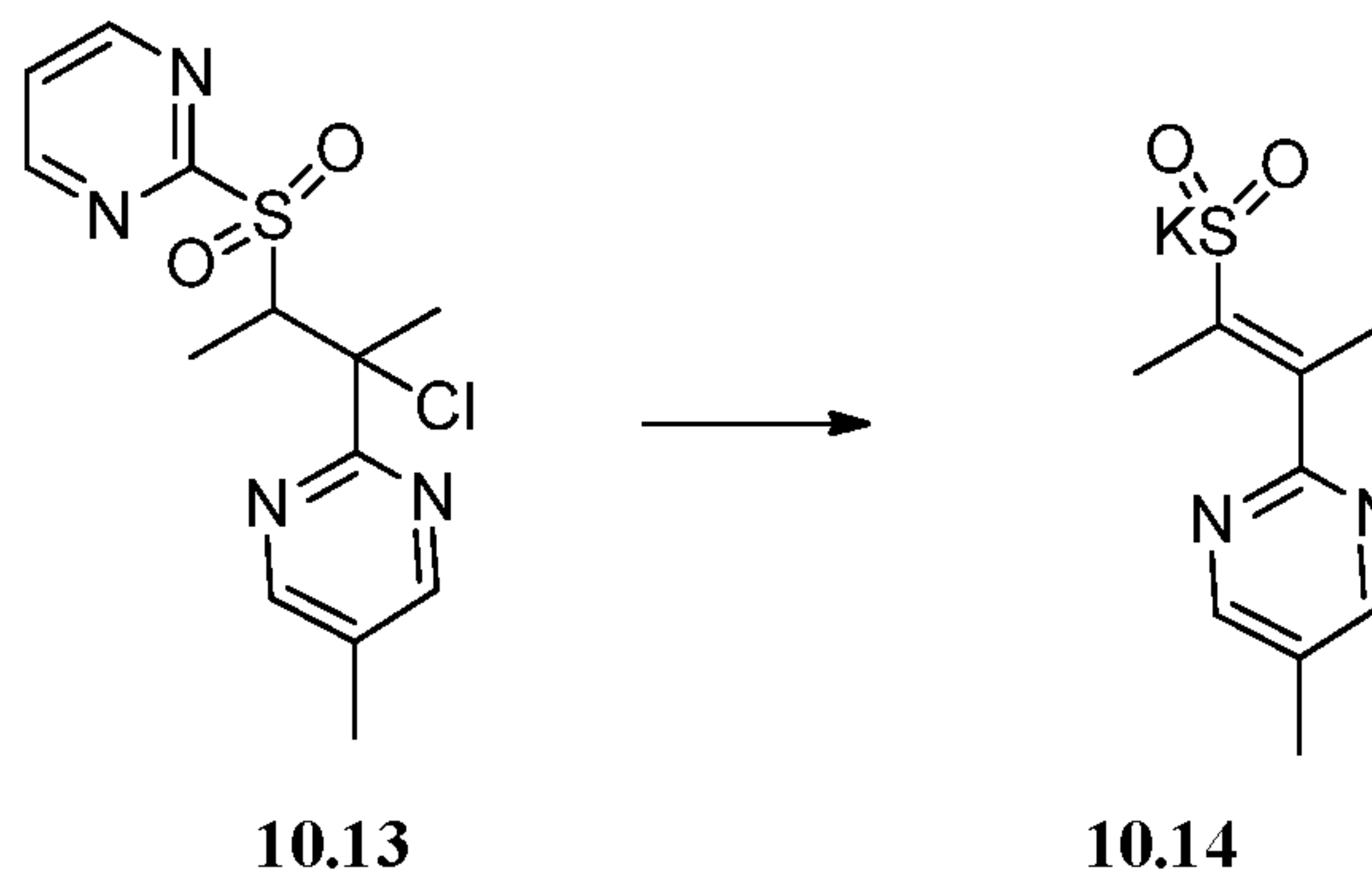


[0247] **2-(2-Chloro-3-(pyrimidin-2-ylthio)butan-2-yl)-5-methylpyrimidine, Example 10.12.** To a solution of pyrimidine-2-thiol (14.8 g, 132 mmol) in DCM (440 mL) was added sulfuryl chloride (10.73 mL, 132 mmol). The reaction was stirred at 0 °C for 1 h and a further 1 h at RT. To the cloudy reaction mixture was added **Example 10.11** (20 g, 132 mmol) dropwise, and the mixture was stirred for 2 h. The reaction mixture was then concentrated in vacuo. Aqueous sodium bicarbonate solution was added to the mixture to neutralize the reaction mixture. The reaction was extracted with EtOAc and concentrated in vacuo. The residue was purified on silica gel with 0-25% EtOAc in hexanes to give **Example 10.12** (30 g, 76% yield).

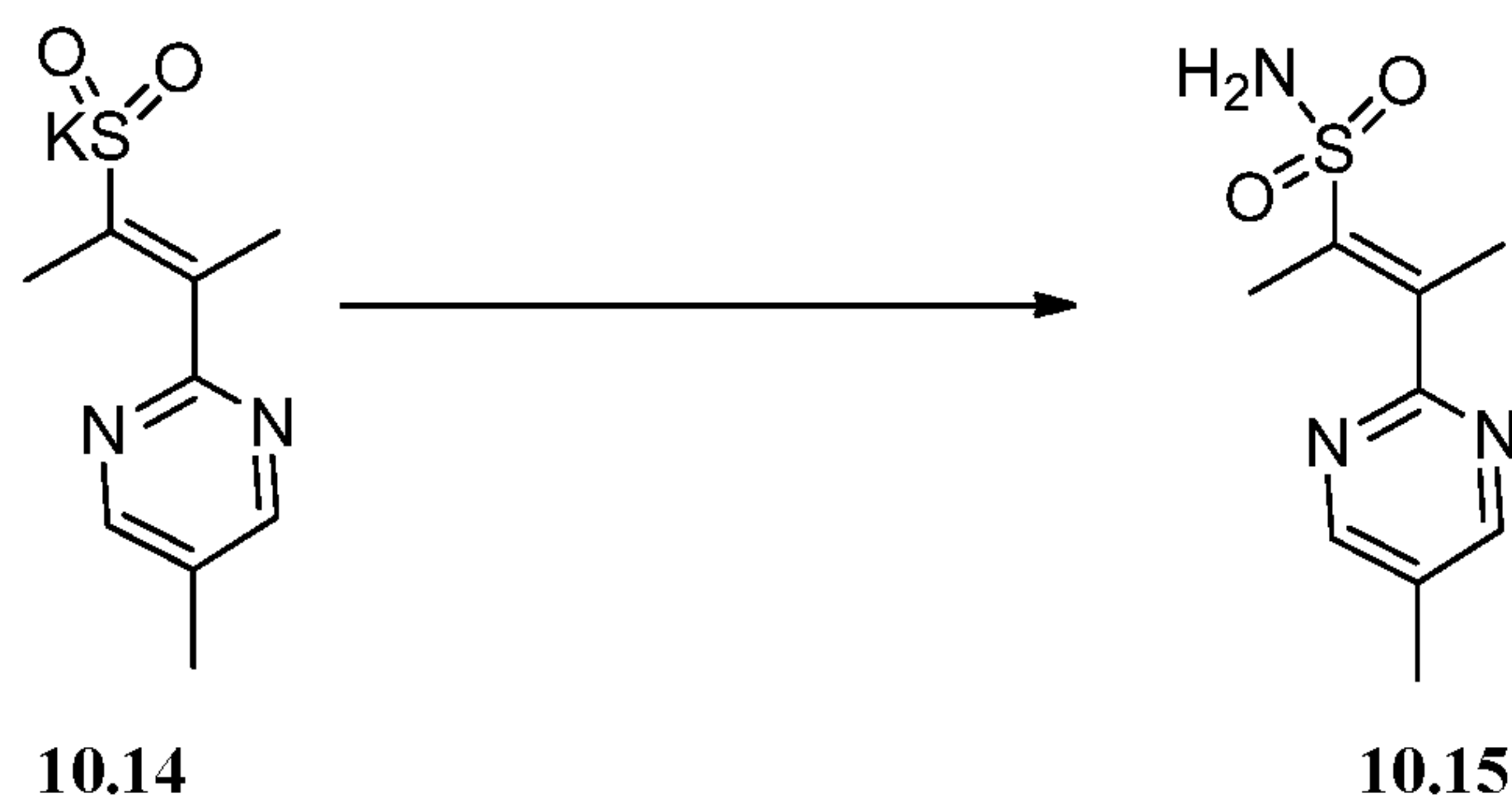


[0248] **2-(2-Chloro-3-(pyrimidin-2-ylsulfonyl)butan-2-yl)-5-methylpyrimidine, Example 10.13.** To a solution of **Example 10.12** (30 g, 100 mmol) in DCM (201 mL) was added mCPBA (45.0 g, 201 mmol). The reaction was then stirred at RT for 1 d. The reaction was concentrated in vacuo and an aqueous sodium

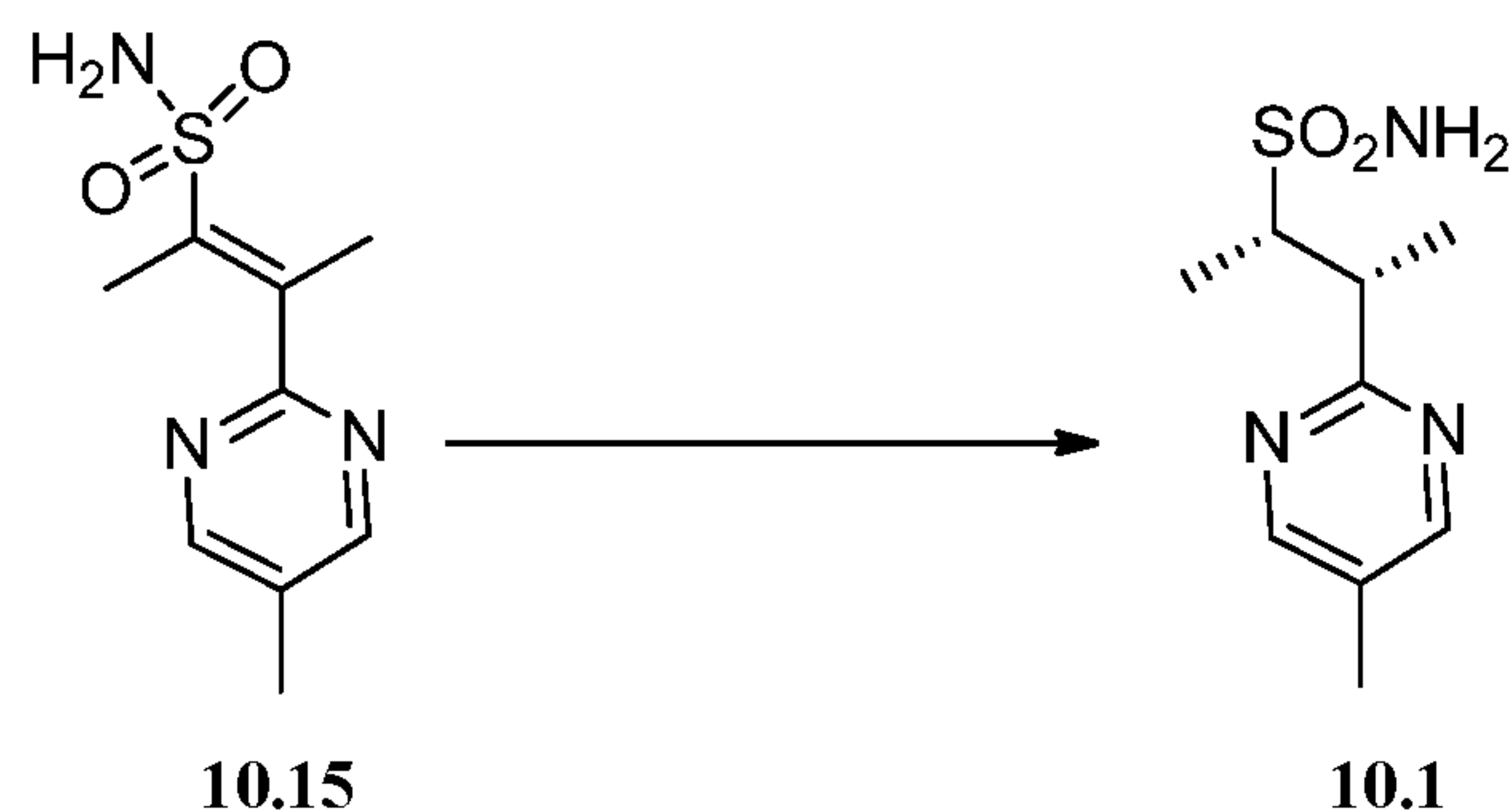
bicarbonate solution and a sodium thiosulfate solution were added. The mixture was extracted with EtOAc and concentrated in vacuo to give **Example 10.13** (33.2 g, 100 mmol, 100% yield).



[0249] **Potassium (E)-3-(5-methylpyrimidin-2-yl)but-2-ene-2-sulfinate, Example 10.14.** To a solution of **Example 10.13** (33 g, 100 mmol) in MeOH (249 mL) was added potassium carbonate (27.6 g, 200 mmol). The reaction was stirred at RT for 16 h. The reaction was concentrated in vacuo to give **Example 10.14** (21.57 g, 100% yield) and was used without further purification.

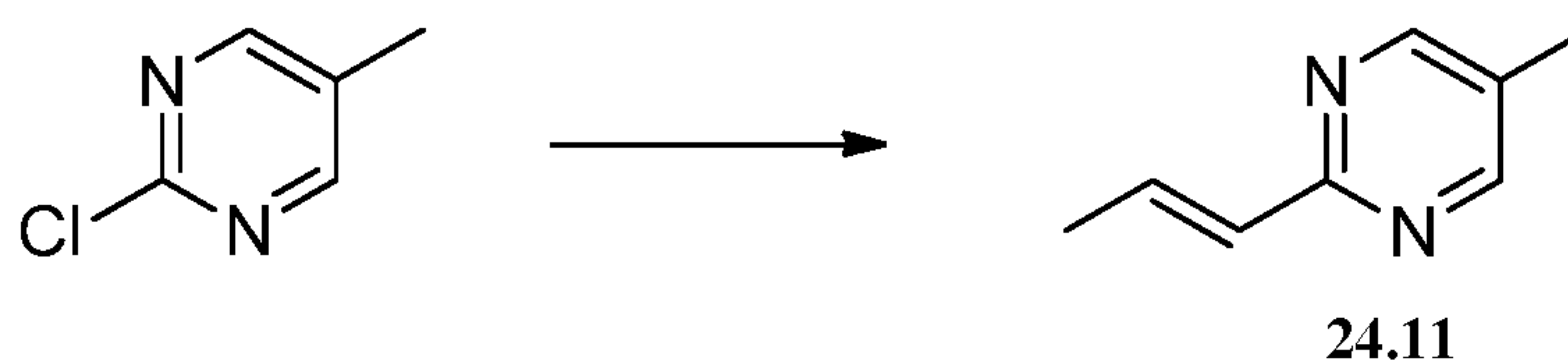


[0250] **(E)-3-(5-Methylpyrimidin-2-yl)but-2-ene-2-sulfonamide, Example 10.15.** To a solution of **Example 10.14** (21.57 g, 85 mmol) in water (424 mL, 85 mmol) was added potassium acetate (5.30 mL, 85 mmol) followed by amidoperoxy monosulfuric acid (19.18 g, 170 mmol). The reaction was stirred at RT for 24 h. The reaction was extracted with EtOAc and concentrated in vacuo. The product thus obtained was purified on silica gel eluting with 0-50% EtOAc in hexanes to give **Example 10.15** (12 g, 61% yield).



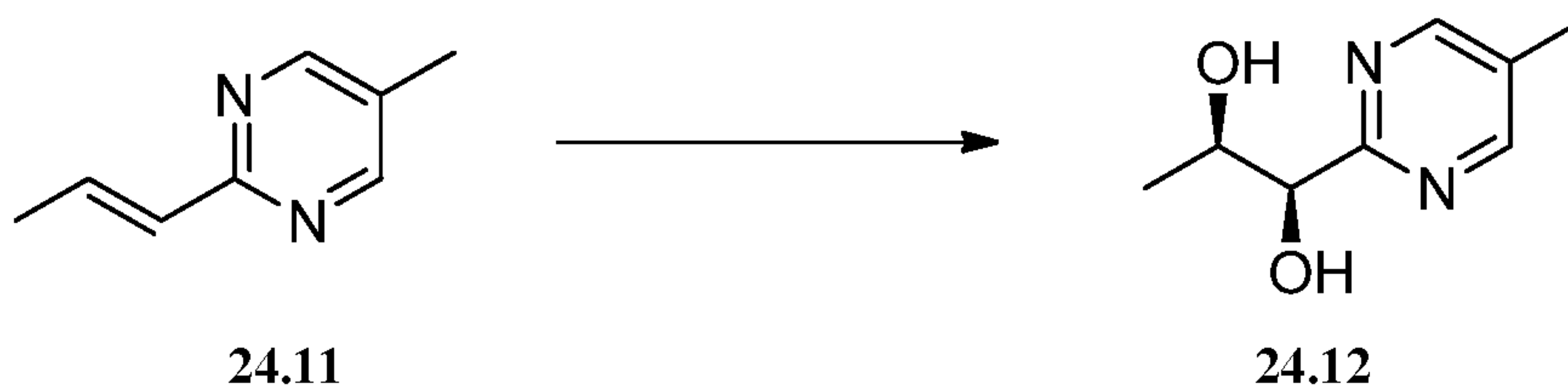
[0251] **(2S,3R)-3-(5-Methylpyrimidin-2-yl)butane-2-sulfonamide, Example 10.1.** A 900 mL pressure reactor was charged under nitrogen flow with **Example 10.15** (40.00 g, 0.176 mol), zinc trifluoromethane sulfonate (12.79 g, 0.0352 mol, commercially available from Aldrich), bis(1,5-cyclooctadiene)rhodium(I) tetrafluoroborate (1.43 g, 0.00352 mol, commercially available from Strem Chemicals, Inc.), (S)-1-[(R)-2-(Di-1-naphthylphosphino)ferroceny]-ethyl-di-tert.-butylphosphine (2.60 g, 0.00405 mol, commercially available from Solvias) and MeOH (520 mL). The mixture was purged with nitrogen and then with hydrogen, and the reaction was stirred under 3-4 bars of hydrogen for 20 h. The reaction was monitored by HPLC and showed a complete conversion. The reactor was purged with nitrogen and the resulting suspension was concentrated at 35 °C under vacuum to give the initial material as an orange solid. The initial material was mixed with EtOH (742 mL) and the resulting suspension was stirred at 20-25 °C for 40 minutes. The solid was filtered, washed with EtOH (2 x 97 mL) and dried at 40 °C under vacuum to give **Example 10.1** as a white powder (85% yield, 99%ee). ¹H NMR (400 MHz, DMSO-d₆) δ 8.61 (s, 2H), 6.84 (s, 2H), 3.69 (tt, *J* = 12.4, 4.5 Hz, 2H), 2.25 (s, 3H), 1.32 (d, *J* = 6.9 Hz, 3H), 1.20 (d, *J* = 7.0 Hz, 3H). LCMS (ESI, positive ion) *m/z*; 230.1 (M+H)⁺.

[0252] **Example 24.1. Preparation of (1R,2S)-1-methoxy-1-(5-methylpyrimidin-2-yl)propane-2-sulfonamide.**



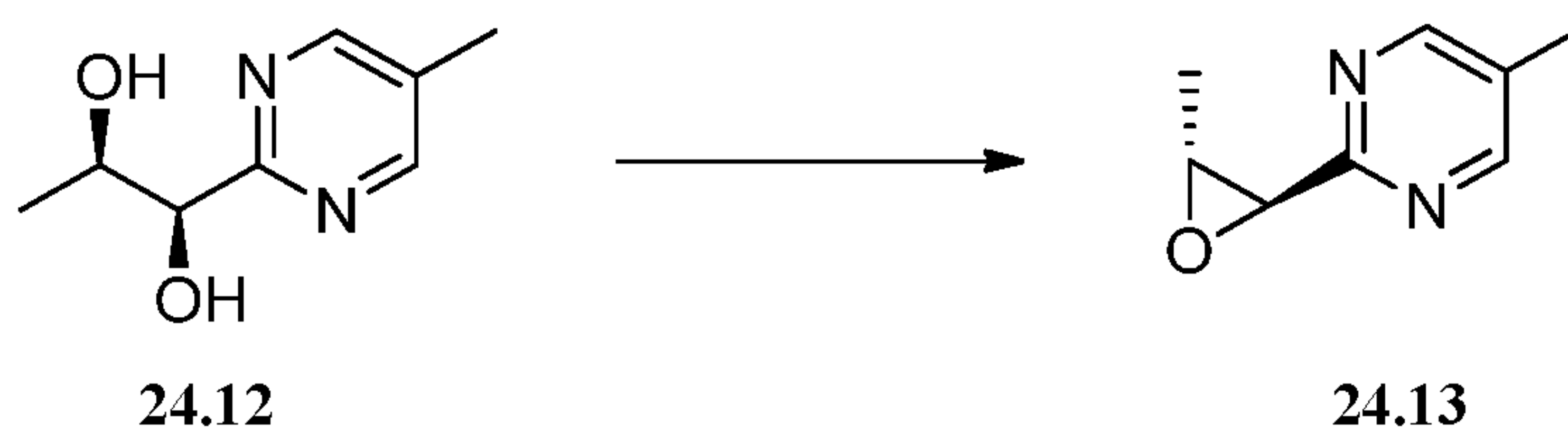
[0253] **(E)-5-Methyl-2-(prop-1-en-1-yl)pyrimidine, Example 24.11.** To a 500 mL round bottomed flask were added 2-chloro-5-methylpyrimidine (12 g, 93 mmol), potassium (E)-trifluoro(prop-1-en-1-yl)borate (17.27 g, 117 mmol), and potassium phosphate (59.4 g, 280 mmol). The flask was purged with N₂ (5x) and then 1,4-dioxane

(200 mL) and water (20 mL) were added. The resulting yellow suspension was bubbled with Ar for 15 min and then 1,1-bis[(di-*t*-butyl-*p*-methylaminophenyl]palladium(II) chloride (commercially available from Strem, 2.64 g, 3.73 mmol) was added. A reflux condenser was attached, and the reaction was warmed to 90 °C in an oil bath and stirred under N₂ for 16.5 h. The reaction was then cooled to RT. The reaction was diluted with water (250 mL) and extracted with EtOAc (2 x 250 mL). The organic layers were combined, dried (MgSO₄) and concentrated in vacuo. The residue was purified by flash chromatography on silica gel eluting with 0-20% EtOAc/hexanes to afford **Example 24.11** (12.96 g, 97 mmol, 100% yield) as a yellow/orange oily solid. ¹H NMR (300MHz, CDCl₃) δ 8.49 (s, 2H), 7.01-7.20 (m, 1H), 6.57 (dd, *J*= 15.6, 1.7 Hz, 1H), 2.29 (s, 3H), 1.97 (dd, *J*= 6.8, 1.6 Hz, 3H). LCMS-ESI (pos.) *m/z*: 135.2 (M+H)⁺.



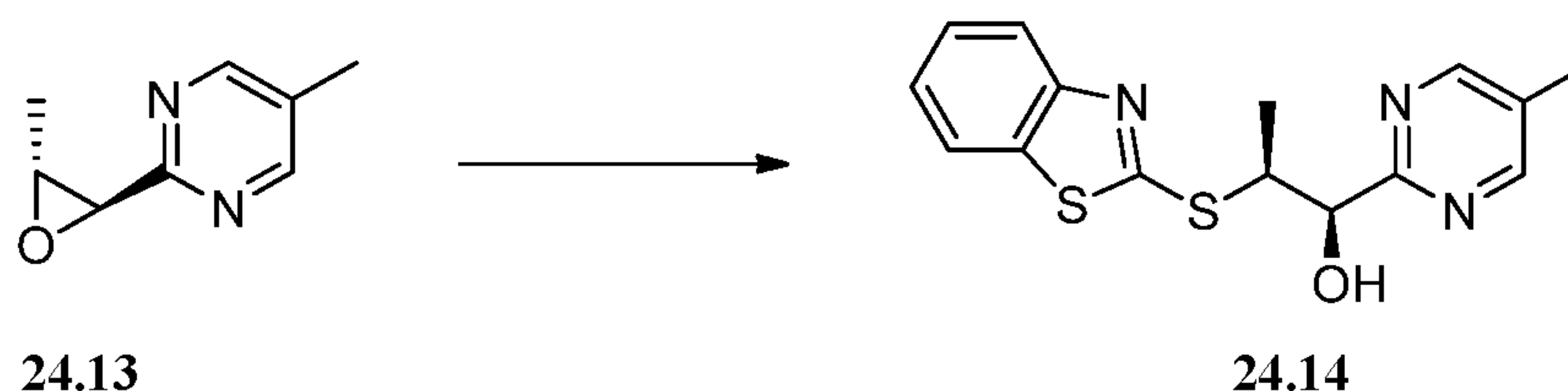
[0254] **(1R,2R)-1-(5-Methylpyrimidin-2-yl)propane-1,2-diol, Example 24.12.** Racemic conditions. To a solution of **Example 24.11** (5.75 g, 42.9 mmol) and 4-methylmorpholine-*N*-oxide (7.53 g, 64.3 mmol) in acetone (60 mL) and water (6 mL) was added osmium tetroxide (4 wt.%, in water, 0.681 mL, 0.111 mmol). The resulting reaction mixture was stirred at RT under N₂ for 21.5 h. LCMS showed complete conversion to a product that had a mass corresponding to that of the desired product. The reaction was passed through a Varian Chem-Elut cartridge to remove water and was then concentrated in vacuo. Water was still present. The residue was dissolved in DCM, dried (MgSO₄) and concentrated. The residue was then purified by flash chromatography (120 g SiO₂, 0-10% MeOH/DCM) to give the racemic syn-diol (1*S*,2*S*)-1-(5-methylpyrimidin-2-yl)propane-1,2-diol and (2*R*,2*R*)-1-(5-methylpyrimidin-2-yl)propane-1,2-diol (5.85 g, 34.8 mmol, 81% yield) as a light yellow solid. ¹H NMR (300 MHz, CDCl₃) δ 8.59 (s, 2H), 4.67 (br. s., 1H), 4.33 (br. s., 1H), 4.09-4.25 (m, 1H), 2.86 (d, *J*=7.2 Hz, 1H), 2.36 (s, 3H), 1.30 (d, *J*=6.6 Hz, 3H). LCMS-ESI (pos.) *m/z*: 169.2 (M+H). Chiral conditions. A batch of AD-mix-beta was prepared from: K₂OsO₂(OH)₄ (26 mg, 0.07 mmol), K₃Fe(CN)₆ (16.4 g, 49.9 mmol), K₂CO₃ (6.89 g, 49.9 mmol), and (DHQD)₂PHAL (125 mg, 0.16 mmol). In a 50 mL round bottom flask was added *t*-BuOH (5 mL), water (5.00 mL), and 1.4 g of AD-mix-beta (prepared above) and

methanesulfonamide (95 mg, 1.00 mmol). The mixture was stirred at RT until clear and then cooled to 0 °C. **Example 24.11** (168 mg, 1 mmol) in t-BuOH (1 mL) was added, and the slurry was stirred at 0 °C for 2 h. LCMS (1.5 h) showed ~10% conversion. The reaction was allowed to warm slowly to RT as the ice bath melted and stirred an additional 22 h. LCMS showed ~90% conversion. The reaction was quenched with a saturated aqueous sodium sulfite solution (10 mL) and extracted with EtOAc (2 x 20 mL). The combined organic layers were washed with 2 N NaOH (10 mL), dried (MgSO₄) and concentrated in vacuo. The aqueous layer was extracted with DCM (2 x 50 mL), EtOAc (2 x 50 mL) and 10% iPrOH in CHCl₃ (2 x 50 mL). The combined organic layers were concentrated in vacuo and the residue was purified by flash column chromatography (12 g SiO₂, 5-100% 3:1 EtOAc:EtOH/heptanes) to give **Example 24.12** (88.6 mg, 0.527 mmol, 52.7% yield) as a clear, colorless oil. Chiral Analysis: SFC Chiral Analysis showed the %ee to be 94.8% using an AS-H (100x2.1mm, 3um), 10% organic modifier (iPrOH with 20 mM ammonia), 90% carbon dioxide. F=1.0 mL/min, column temperature=RT, BRP=105 bar.



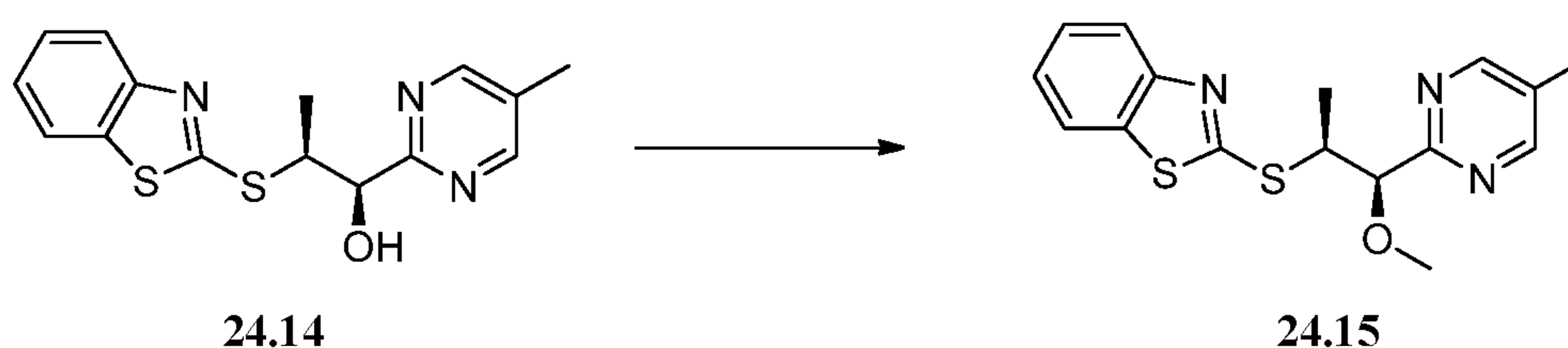
[0255] **5-Methyl-2-((2R,3R)-3-methyloxiran-2-yl)pyrimidine, Example 24.13.** To a solution of **Example 24.12** (1.46 g, 8.68 mmol) in DCM (25 mL) (cooled with a RT water bath) was added 1,1,1-trimethoxyethane (2.50 mL, 2.29 mmol). Chlorotrimethylsilane (2.50 mL, 19.7 mmol) was then added in 2 portions 5 min apart. The reaction had a small exotherm on the first portion of addition of TMSCl (23-28 °C). The reaction was stirred at RT under N₂ for 23 h. LCMS indicated incomplete conversion. Thus, additional 1,1,1-trimethoxyethane (1.25 mL, 9.95 mmol) and chlorotrimethylsilane (1.25 mL, 9.85 mmol) were added and the reaction was stirred for an additional 24 h. The reaction was then concentrated in vacuo. The residue was dissolved in MeOH (20 mL), potassium carbonate (1.50 g, 10.85 mmol) was added, and the reaction was stirred at RT for 4 h. LCMS (4 h) showed complete conversion to product corresponding to desired epoxide LCMS; ((M+H)⁺ =151). The reaction was filtered, the filter cake washed with DCM (5 mL), and the combined filtrates concentrated in vacuo. The residue was purified by flash column chromatography on silica gel eluting

with 0-100% EtOAc/hexanes to afford **Example 24.13** (1.00 g, 6.6 mmol, 77%) as a clear, light yellow oil. ^1H NMR (300 MHz, CDCl_3) δ 8.54 (s, 2H), 3.81 (d, $J=1.9$ Hz, 1H), 3.32-3.53 (m, 1H), 2.31 (s, 3H), 1.50 (d, $J=5.1$ Hz, 3H). LCMS-ESI (pos.) m/z : 151.2 ($\text{M}+\text{H}$) $^+$.



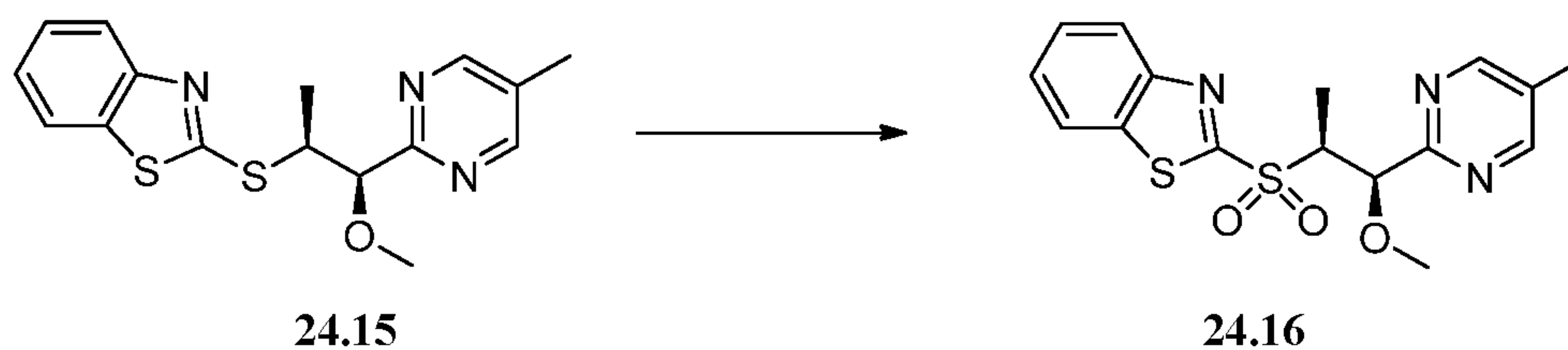
[0256] **(1R,2S)-2-(Benzo[d]thiazol-2-ylthio)-1-(5-methylpyrimidin-2-yl)propan-1-ol, Example 24.14.** To a solution of **Example 24.13** (250 mg, 1.33 mmol) in DCM (5 mL) was added benzo[d]thiazole-2-thiol (245 mg, 1.465 mmol).

Tris(((trifluoromethyl)sulfonyl)oxy)ytterbium (83 mg, 0.133 mmol) was then added. The suspension was heated in a 35 °C heating block for 17 h and showed 100% conversion to the desired product. The reaction was then cooled to RT, loaded on a plug of silica, and purified by flash chromatography (12 g SiO_2 , 5-100% 3:1 EtOAc:EtOH/heptanes) to afford **Example 24.14** (428 mg, 1.35 mmol, 100% yield) as a clear, colorless oil. ^1H NMR (300 MHz, CDCl_3) δ 8.60 (s, 2H), 7.88 (d, $J=7.6$ Hz, 1H), 7.71-7.81 (m, 1H), 7.42 (td, $J=7.7, 1.3$ Hz, 1H), 7.27-7.35 (m, 1H), 5.31 (s, 1H), 4.70 (qd, $J=7.1, 3.1$ Hz, 1H), 2.32 (s, 3H), 1.33 (d, $J=7.0$ Hz, 3H). LCMS-ESI (pos.) m/z : 318.2 ($\text{M}+\text{H}$) $^+$.

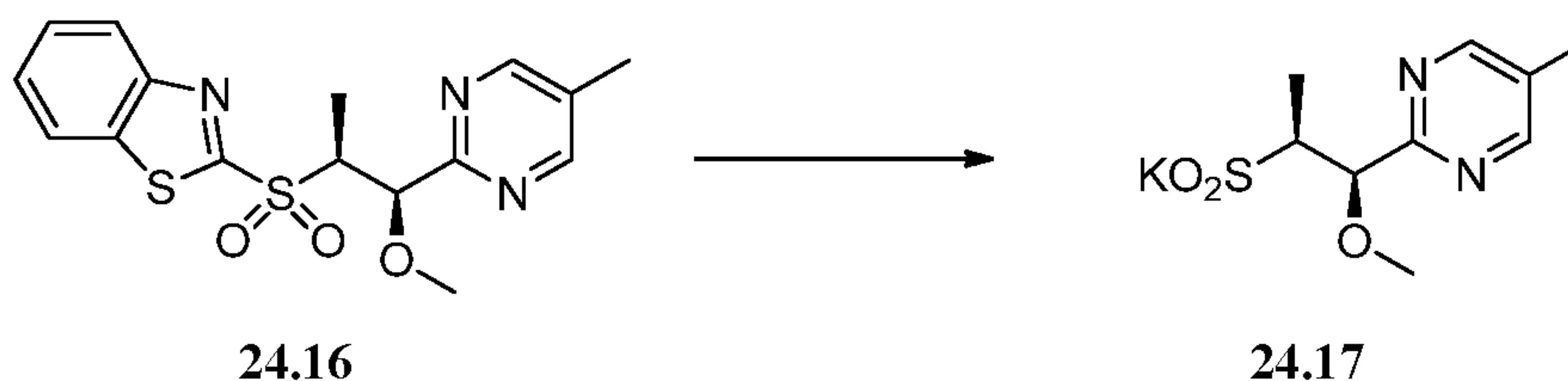


[0257] **2-(((1R,2S)-1-Methoxy-1-(5-methylpyrimidin-2-yl)propan-2-yl)thio)benzo[d]thiazole, Example 24.15.** A 50 mL flask equipped with a magnetic stirrer was charged with **Example 24.14** (350 mg, 1.103 mmol) in 2-methyltetrahydrofuran (1.1 mL). The reaction mixture was cooled to -78 °C and potassium bis(trimethylsilyl)amide (1M solution in THF, 1.32 μL , 1.32 mmol) was added dropwise (total addition time: 2 min. and the solution turned yellow). The resulting mixture was stirred for 1 h and then methyl trifluoromethanesulfonate (374 μL , 3.31 mmol) was added dropwise (the solution turned a lighter yellow). The reaction mixture was stirred at -78 °C for 15 min. LCMS showed complete conversion to the product. The reaction mixture was then quenched by a saturated aqueous NH_4Cl solution (30 mL)

at -78 °C. The reaction mixture was allowed to warm to RT and the aqueous layer was back extracted with EtOAc (3×75 mL). The combined organic layers were washed with brine, dried (Na₂SO₄), and concentrated. The material obtained was purified by chromatography through a Biotage 50g ultra silica gel column eluting with a gradient of 0-25% EtOAc in hexanes to provide **Example 24.15** (0.32 g, 75% for two runs) as a light yellow oil.

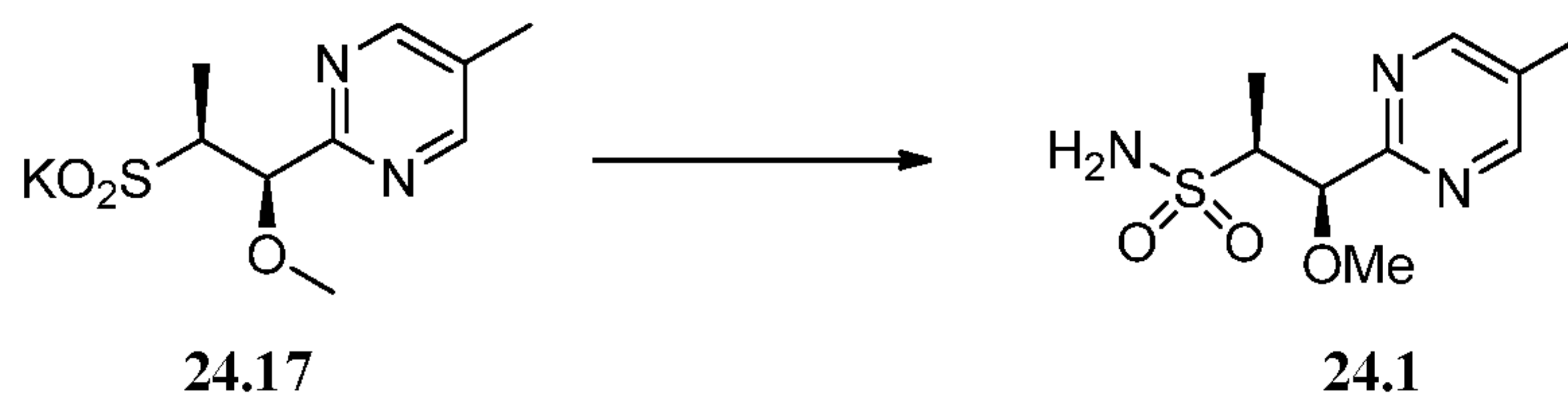


[0258] **2-(((1R,2S)-1-Methoxy-1-(5-methylpyrimidin-2-yl)propan-2-yl)sulfonyl)benzo[d]thiazole, Example 24.16.** A solution of **Example 24.15** (313 mg, 0.94 mmol) in DCM (2.8 mL) at 0 °C was treated with 3-chloroperoxybenzoic acid (77% max., 476 mg, 2.13 mmol). The reaction was stirred at 0 °C for 1 h before the ice bath was removed. The mixture was allowed to warm to RT and stirred for an additional 40 h. The reaction was then quenched with saturated aqueous sodium bisulfite (6 mL), a saturated aqueous solution of sodium bicarbonate (5 mL) and was then stirred for 10 min. The reaction was extracted with EtOAc (2x20 mL) and the organic layers were combined, washed with a saturated aqueous NaHCO₃ solution (10 mL), brine (10 mL), dried (MgSO₄) and filtered. The filtrates were concentrated to give a clear, colorless oil (360 mg). Purification of the residue by flash chromatography (40 g SiO₂, 0-100% 3:1 EtOAc:EtOH/heptanes) gave **Example 24.16** (285 mg, 0.78 mmol, 83% yield, 77% purity) as a white foam. ¹H NMR (300 MHz, CDCl₃) δ 8.57 (s, 2H), 8.18-8.28 (m, 1H) 7.97-8.05 (m, 1H), 7.54-7.67 (m, 2H), 5.25-5.34 (m, 1H), 4.23 (qd, *J*=7.2, 3.1 Hz, 1H), 3.41 (s, 3H), 2.31 (s, 3H), 1.49 (d, *J*=7.2 Hz, 3H). LCMS-ESI (pos.) *m/z*: 364.0 (M+H).



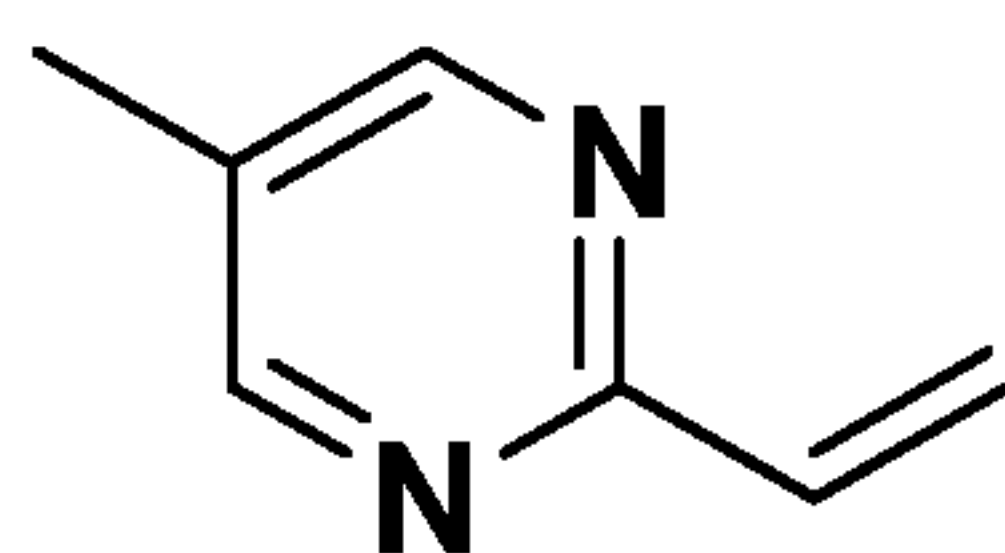
[0259] **Potassium (1R,2S)-1-methoxy-1-(5-methylpyrimidin-2-yl)propane-2-sulfinate, Example 24.17.** To a solution of **Example 24.16** (268 mg, 0.74 mmol) in MeOH (1843 μL) was added potassium carbonate (204 mg, 1.48 mmol). The reaction was stirred at RT for 17 h. LCMS showed desired product formation as the sulfinic acid.

LCMS ((M+H)⁺ =231.1). The reaction was concentrated in vacuo (yellow solid) and was used directly in the following step. Epimerization occurred in this reaction (~15%).



[0260] **(1R,2S)-1-Methoxy-1-(5-methylpyrimidin-2-yl)propane-2-sulfonamide, Example 24.1.** To a suspension of **Example 24.17** (198 mg, 0.74 mmol) in water (3.7 mL) was added potassium acetate (72.4 mg, 0.74 mmol), followed by hydroxylamine-*o*-sulfonic acid (97%, 167 mg, 1.476 mmol). The reaction mixture was stirred at RT for 4.5 h. LCMS showed desired product formation plus a small peak that corresponded to the stereoisomer. The reaction mixture was extracted with EtOAc (2×) and the organic layers were combined, dried (Na₂SO₄) and concentrated in vacuo. The residue was loaded onto a silica gel column eluting with 0-30% (3:1 EtOAc:EtOH)/DCM to afford **Example 24.1** (114 mg, 0.465 mmol, 63.0% yield) as a white solid. (contained ~15% other diastereomer). ¹H NMR (300 MHz, CDCl₃) δ 8.63 (s, 2H), 5.10 (d, *J*=3.3 Hz, 1H), 4.78 (br. s., 2H), 3.74 (qd, *J*=7.1, 3.3 Hz, 1H), 3.51 (s, 3H), 2.36 (s, 3H).

[0261] **Example 29.1. Preparation of 2-(5-methylpyrimidin-2-yl)ethanesulfonamide.**



29.11

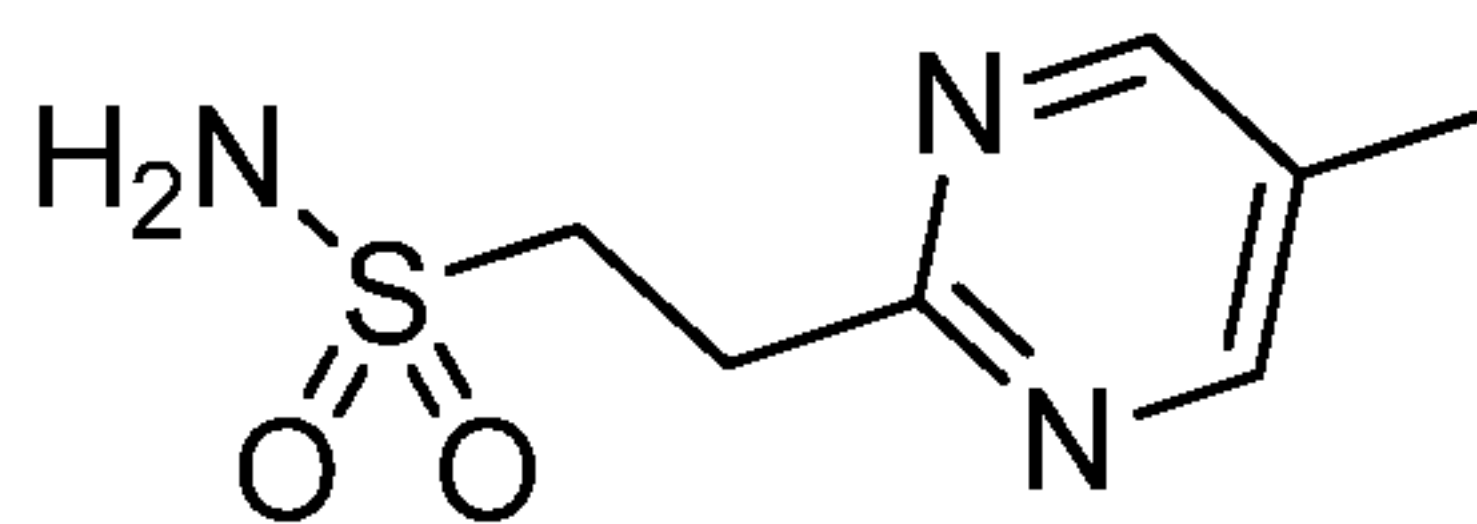
[0262] **5-Methyl-2-vinylpyrimidine, Example 29.11.** To a stirred solution of 2-chloro-5-methylpyrimidine (50.0 g, 389.0 mmol) in DMF (500 mL) was added tri-*n*-butyl(vinyl)stannane (123.0 g, 389.0 mmol) at RT. The reaction mixture was degassed and purged with nitrogen for 5 min. To the above reaction mixture was added Pd(PPh₃)₄ (13.48 g, 11.67 mmol, 0.03 equiv), and the mixture was stirred at 100 °C for 16 h. The reaction mixture was then cooled to RT, quenched with ice cold water (500 mL) and extracted with diethyl ether (2 x 500 mL). The combined organic layers were washed with brine solution (200 mL), dried over anhydrous Na₂SO₄, filtered, and concentrated in vacuo to give **Example 29.11** (100 g) as a yellow oil which was utilized

in the next step without further purification. TLC solvent system: 20% EtOAc in hexanes, Product's R_f: 0.5. LCMS-ESI (pos.) m/z: 121.1 (M+H)⁺.



29.12

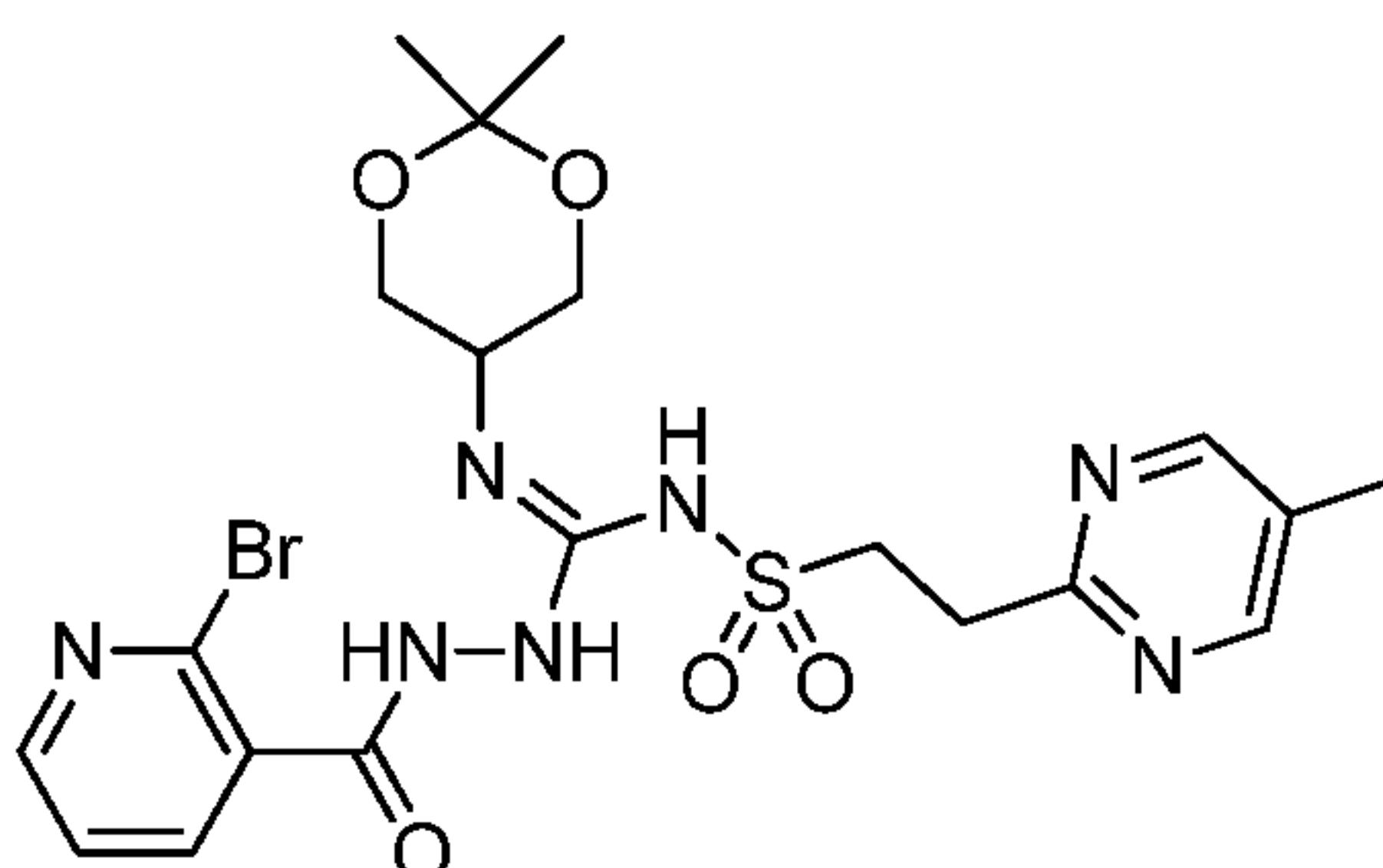
[0263] **2-(5-Methylpyrimidin-2-yl)ethanesulfonic acid sodium salt, Example 29.12.** A solution of **Example 29.11** (46.7 g, 389.0 mmol) in saturated aqueous sodium sulfite solution (200 mL) was stirred at RT for 12 h. The reaction mixture was concentrated in vacuo and the residue was purified by reverse phase flash chromatography (340 g, Redi Sep) eluting with 100% water to give **Example 29.12** (40.0 g, 51% yield) as a white solid. TLC solvent system: 50% EtOAc in hexanes, product's R_f: 0.1. ¹H NMR (400 MHz, DMSO-*d*₆): δ 8.55 (s, 2H), 3.09 (t, *J* = 8.0 Hz, 2H), 2.85 (t, *J* = 8.0 Hz, 2H), 2.23 (s, 3H). LCMS-ESI (pos.) m/z: 203.1 (M+H)⁺.



29.1

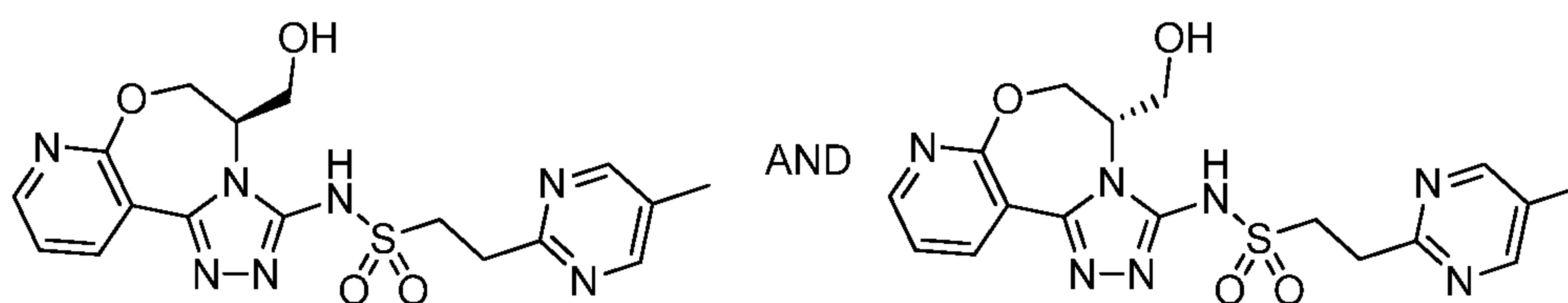
[0264] **2-(5-Methylpyrimidin-2-yl)ethanesulfonamide, Example 29.1.** To a stirred solution of **Example 29.12** (30.0 g, 148.0 mmol) in DCM (760 mL) was added oxalyl chloride (56.49 g, 444.0 mmol) and DMF (1 mL, catalytic) at 0 °C. The reaction mixture was stirred at RT for 1 h and was then cooled to -50 °C. NH₃ gas was purged in to the reaction mixture for 30 min. The reaction mixture was filtered through a pad of Celite® brand filter aid and washed with DCM (500 mL). The filtrate was concentrated in vacuo. The residue was triturated with DCM (75 mL), filtered, and dried under vacuum to give **Example 29.1** (10.5 g, 35% yield) as an off-white solid. ¹H NMR (400 MHz, DMSO-*d*₆): δ 8.59 (s, 2H), 6.91 (s, 2H), 3.44 (t, *J* = 8.0 Hz, 2H), 3.29 – 3.23 (m, 2H), 2.25 (s, 3H). LCMS-ESI (pos.) m/z: 202.1 (M+H)⁺.

[0265] **Example 29.0. Preparation of N-((5R)-5-(methoxymethyl)-5,6-dihydropyrido[3,2-f][1,2,4]triazolo[4,3-d][1,4]oxazepin-3-yl)-2-(5-methyl-2-pyrimidinyl)ethanesulfonamide and N-((5S)-5-(methoxymethyl)-5,6-dihydropyrido[3,2-f][1,2,4]triazolo[4,3-d][1,4]oxazepin-3-yl)-2-(5-methyl-2-pyrimidinyl)ethanesulfonamide.**



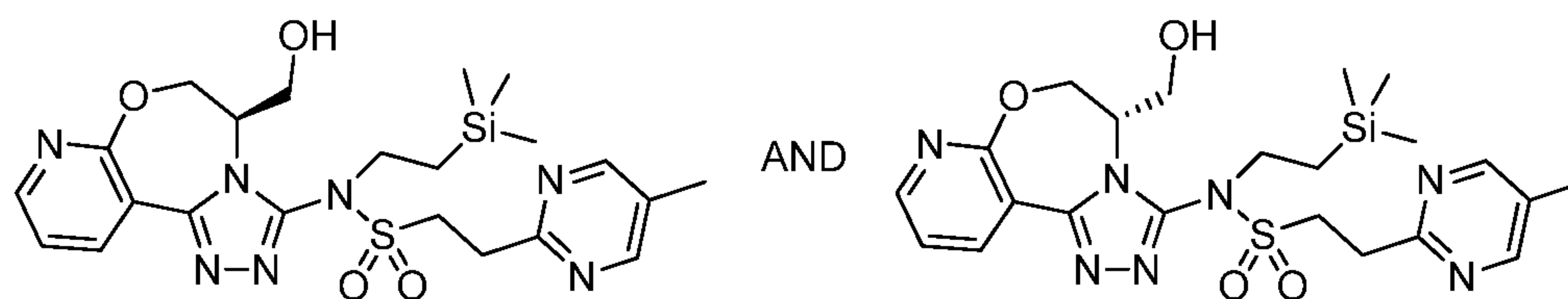
29.2

[0266] **(Z)-2-(2-Bromonicotinoyl)-N'-(2,2-dimethyl-1,3-dioxan-5-yl)-N-((2-(5-methylpyrimidin-2-yl)ethyl)sulfonyl)hydrazinecarboximidamide, Example 29.2.** Example 29.2 was synthesized following the procedure described in Example 1.0 using Example 1.1, Example 29.1 and 2-bromonicotinohydrazide (commercially available from SynChem Inc. Elk Grove Village, IL). LCMS-ESI (pos.) m/z: 556.0, 558.0 (M+H)⁺.



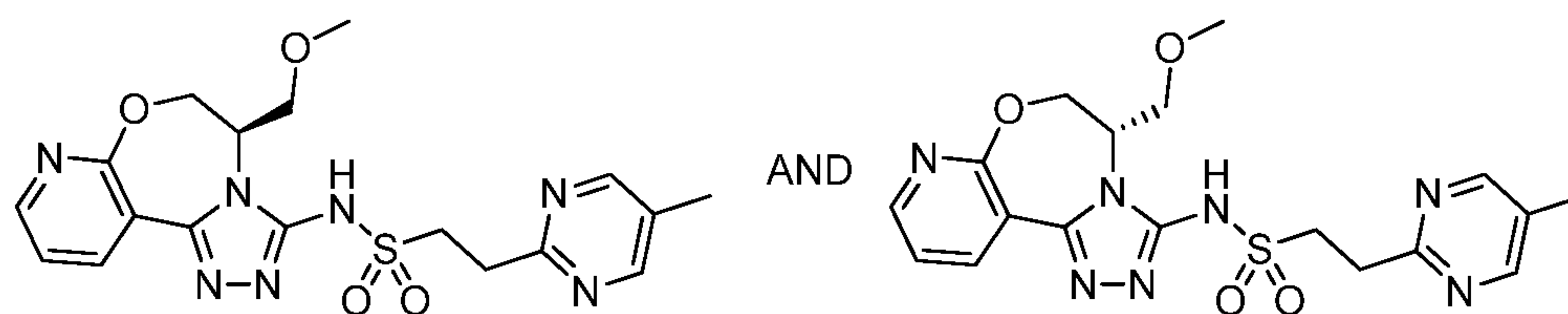
29.3

[0267] **(R)-N-(5-(Hydroxymethyl)-5,6-dihydropyrido[3,2-f][1,2,4]triazolo[4,3-d][1,4]oxazepin-3-yl)-2-(5-methylpyrimidin-2-yl)ethanesulfonamide and (S)-N-(5-(hydroxymethyl)-5,6-dihydropyrido[3,2-f][1,2,4]triazolo[4,3-d][1,4]oxazepin-3-yl)-2-(5-methylpyrimidin-2-yl)ethanesulfonamide, Example 29.3.** A glass microwave reaction vessel was charged with Example 29.2 (568 mg, 1.0 mmol) and KOH water solution (1.0 M, 1.0 mL) in water (5 mL). The reaction mixture was stirred and heated in an Emrys Optimizer microwave reactor (Personal Chemistry, Biotage AB, Inc., Uppsala, Sweden) at 150 °C for 60 min. The reaction mixture was then cooled to RT and treated with 2N HCl (2 eq.) with stirring. The resulting diol intermediate was concentrated and dried in vacuo. The resulting dry mixture was then treated with Cs₂CO₃ (3 eq.) in DMF (5 mL) at RT with stirring. The reaction mixture was stirred at 80 °C for 2 h. Upon the completion of the reaction, the mixture was allowed to cool to RT and filtered. The solution was concentrated in vacuo and the residue was purified by reverse phase flash chromatography to afford the title compound Example 29.3 as a white solid. LCMS-ESI (pos.) m/z: 418.0 (M+H)⁺.



29.4

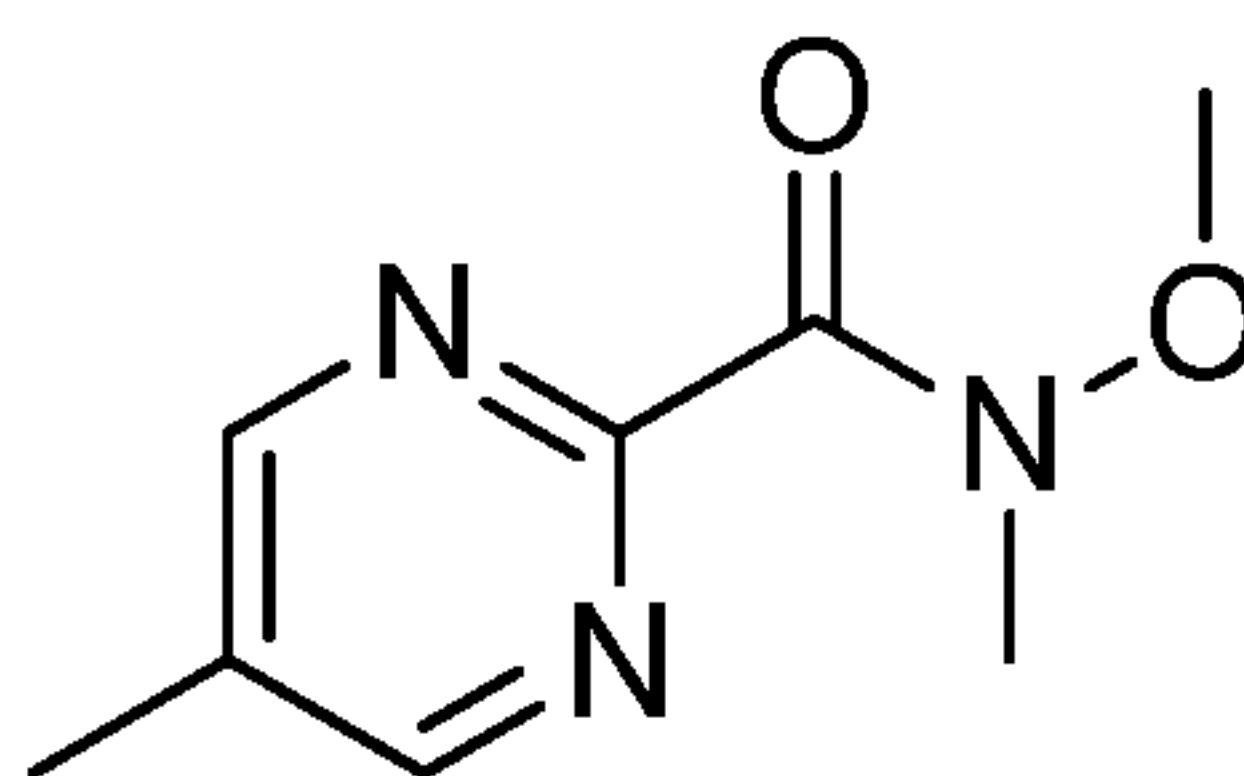
[0268] **(R)-N-(5-(Hydroxymethyl)-5,6-dihydropyrido[3,2-f][1,2,4]triazolo[4,3-d][1,4]oxazepin-3-yl)-2-(5-methylpyrimidin-2-yl)-N-(2-(trimethylsilyl)ethyl)ethanesulfonamide and (S)-N-(5-(hydroxymethyl)-5,6-dihydropyrido[3,2-f][1,2,4]triazolo[4,3-d][1,4]oxazepin-3-yl)-2-(5-methylpyrimidin-2-yl)-N-(2-(trimethylsilyl)ethyl)ethanesulfonamide, Example 29.4.** To a stirred suspension of **Example 29.3** (350 mg, 0.838 mmol) and 2-(trimethylsilyl)ethanol (844 μ L, 6.71 mmol) in toluene (4192 μ L) was added (tributylphosphoranylidene)acetonitrile (1M solution in toluene, 1677 μ L, 1.68 mmol) dropwise at RT. The mixture was stirred at 90 $^{\circ}$ C for 40 min. The reaction mixture was then allowed to cool to RT. The material obtained was absorbed onto a plug of silica gel and purified by chromatography through a Redi-Sep pre-packed silica gel column (12 g) eluting with a gradient of 0% to 100% EtOAc in hexane to provide **Example 29.4** (180 mg, 0.348 mmol, 41.5 % yield) as an orange solid. LCMS-ESI (pos.) m/z: 518.2 (M+H)⁺.



29.0

[0269] **N-((5R)-5-(Methoxymethyl)-5,6-dihydropyrido[3,2-f][1,2,4]triazolo[4,3-d][1,4]oxazepin-3-yl)-2-(5-methyl-2-pyrimidinyl)ethanesulfonamide and N-((5S)-5-(methoxymethyl)-5,6-dihydropyrido[3,2-f][1,2,4]triazolo[4,3-d][1,4]oxazepin-3-yl)-2-(5-methyl-2-pyrimidinyl)ethanesulfonamide, Example 29.0.** **Example 29.0** was synthesized following the procedures described in **Example 1.0** using **Example 29.4**. ¹H NMR (400 MHz, DMSO-*d*₆): δ 11.39 - 12.18 (m, 1 H) 8.71 (dd, J=7.98, 1.97 Hz, 1 H) 8.51 (s, 2 H) 8.42 (dd, J=4.56, 1.87 Hz, 1 H) 7.20 (dd, J=7.88, 4.56 Hz, 1 H) 4.98 (dd, J=13.48, 3.52 Hz, 1 H) 4.66 (dt, J=8.14, 4.33 Hz, 1 H) 4.21 (d, J=13.48 Hz, 1 H) 3.63 - 3.77 (m, 4 H) 3.46 - 3.54 (m, 2 H) 3.39 (s, 3 H) 2.29 (s, 3 H). LCMS-ESI (pos.) m/z: 432.0 (M+H)⁺.

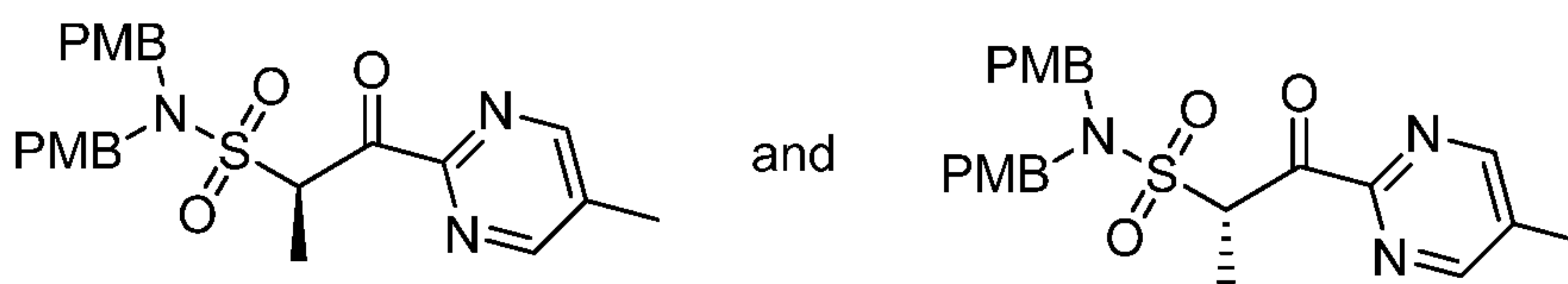
[0270] **Example 57.1. Preparation of ((1R,2S)-1-isopropoxy-1-(5-methylpyrimidin-2-yl)propane-2-sulfonamide.**



57.11

[0271] **N-Methoxy-N,5-dimethylpyrimidine-2-carboxamide, Example 57.11.**

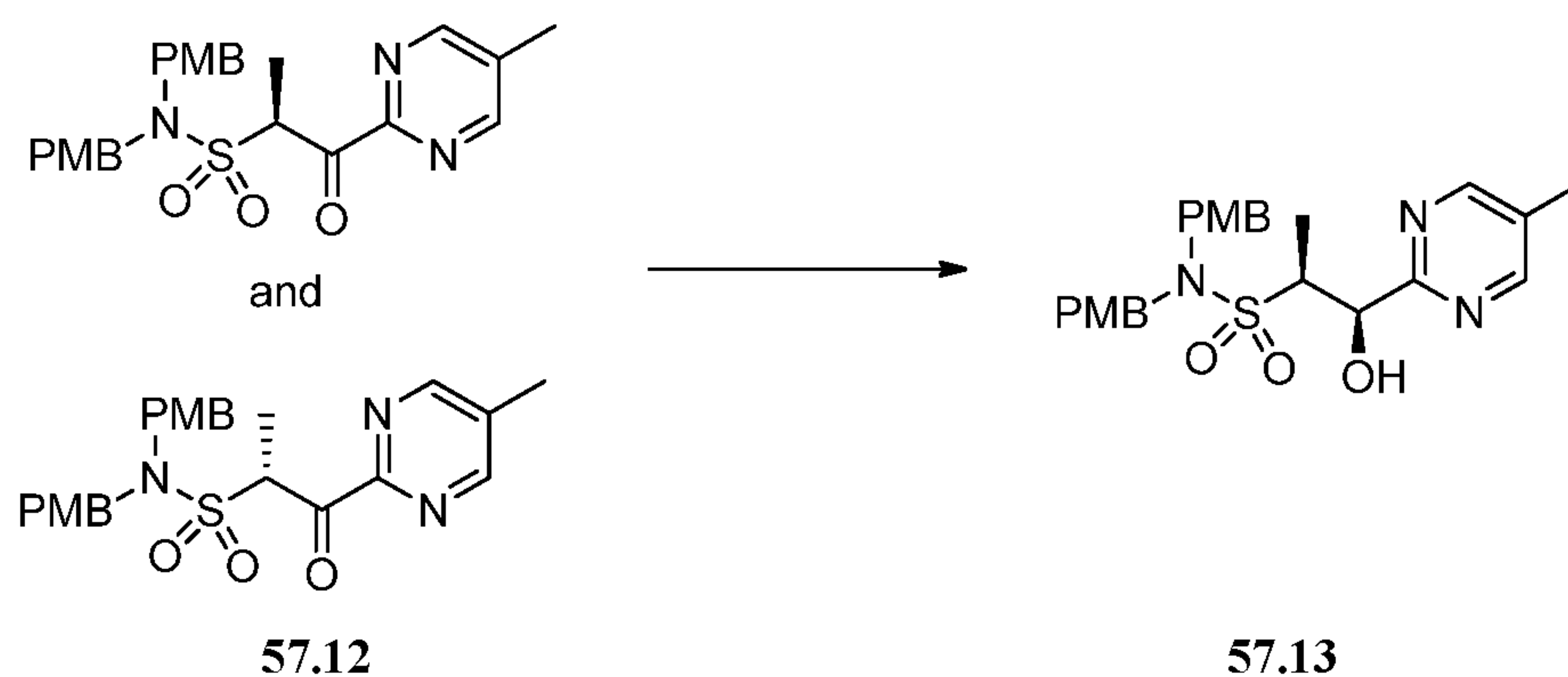
To a solution of 5-methylpyrimidine-2-carboxylic acid (1 g, 7.24 mmol) in DMF (72.4 mL) was added N,O-dimethylhydroxylamine hydrochloride (0.777 g, 7.96 mmol). The mixture was cooled to 0 °C and 1-propanephosphonic acid cyclic anhydride, (50 wt. % solution in EtOAc, 9.21 mL, 14.48 mmol) was added dropwise. The mixture was allowed to warm to 23 °C overnight. LCMS indicated complete conversion to product. The mixture was then diluted with water, extracted with CHCl₃:IPA (3:1) and washed with brine and a saturated aqueous NaHCO₃ solution. The mixture was dried over Na₂SO₄ concentrated in vacuo, and purified by silica gel chromatograph (0-100% Heptane:EtOAc) to yield **Example 57.11** (0.7 g, 3.86 mmol, 53 % yield). ¹H NMR (500 MHz, CDCl₃) δ 8.61 - 8.69 (m, 2 H) 3.61 - 3.79 (m, 3 H) 3.27 - 3.47 (m, 3 H) 2.34 - 2.45 (m, 3 H). LCMS-ESI (pos.) m/z: 182.2 (M+H)⁺.



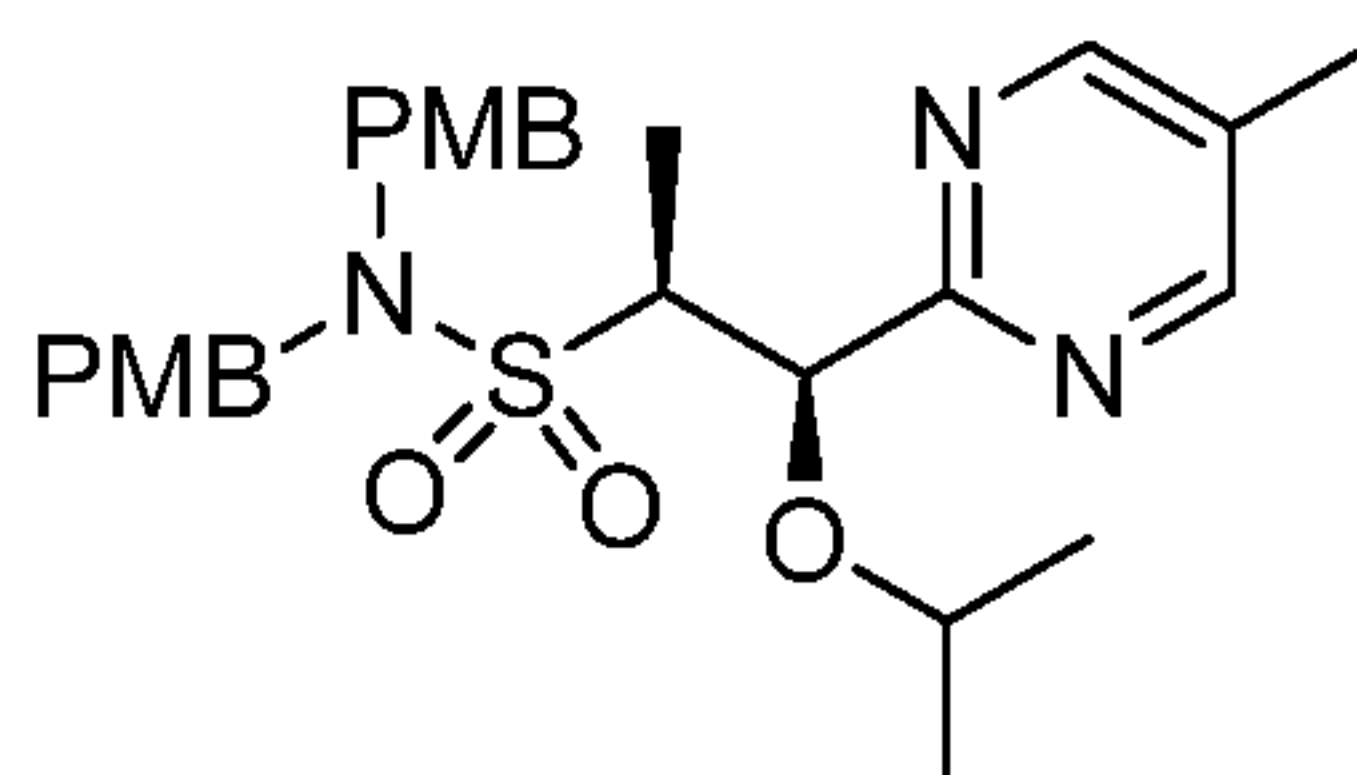
57.12

[0272] **(R)-N,N-Bis(4-methoxybenzyl)-1-(5-methylpyrimidin-2-yl)-1-oxopropane-2-sulfonamide and (S)-N,N-bis(4-methoxybenzyl)-1-(5-methylpyrimidin-2-yl)-1-oxopropane-2-sulfonamide, Example 57.12.** A solution of **Example 4.12** (0.771 g, 2.208 mmol) was dissolved in THF (3.68 mL) and cooled to -78 °C using dry ice acetone bath (internal reaction temperature/bath temperature not monitored). To this was added a solution of n-butyllithium (0.883 mL, 2.21 mmol, 2.5M in hexanes). The reaction turned pink immediately and then slowly faded to yellow upon stirring at -78 °C for 30 mins. This solution was added quickly to a solution of **Example 57.11** (0.2 g, 1.104 mmol) in THF (0.5 mL) at RT. The reaction was stirred at RT for ~20 mins after which LCMS indicated complete consumption of **Example 57.11** and

conversion to product. The reaction was quenched by addition to a separation funnel that contained 1M HCl (~15 mL). The mixture was extracted with DCM (aqueous layer was checked for product by LCMS), dried over Na₂SO₄, and concentrated in vacuo. The material obtained was then purified by silica gel chromatography eluting with 0-100% EtOAc:Heptanes to yield **Example 57.12** (0.36 g, 0.767 mmol, 70 % yield). ¹H NMR (500 MHz, DMSO-*d*₆) δ 8.86 - 8.93 (m, 2 H) 7.06 - 7.15 (m, 4 H) 6.79 - 6.87 (m, 4 H) 5.87 - 5.95 (m, 1 H) 4.20 - 4.34 (m, 4 H) 3.67 - 3.73 (m, 6 H) 2.38 - 2.42 (m, 3 H) 1.46 - 1.55 (m, 3 H). LCMS-ESI (pos.) m/z: 470.0 (M+H)⁺.

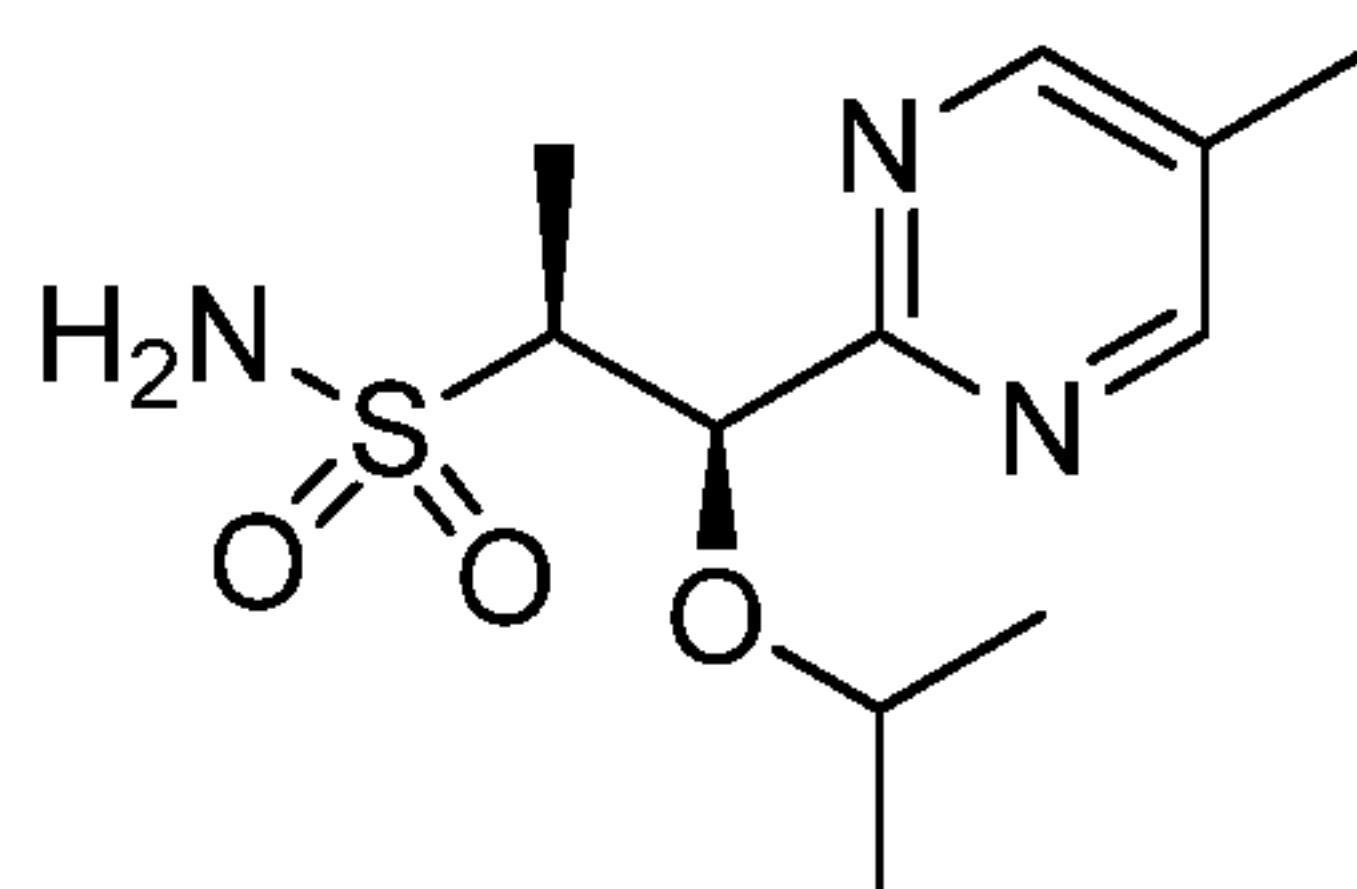


[0273] **(1R,2S)-1-Hydroxy-N,N-bis(4-methoxybenzyl)-1-(5-methylpyrimidin-2-yl)propane-2-sulfonamide, Example 57.13.** To a solution of **Example 57.12** (1 g, 2.130 mmol) in DMF (22.18 mL) was added (N-((1S,2S)-1,2-diphenyl-2-((3-phenylpropyl)amino)ethyl)-4-methylphenylsulfonamido)ruthenium(II) chloride (9.91 mg, 0.016 mmol). The mixture was then degassed by placing under vacuum and backfilling with N₂ three times. To this was added a solution of HCOOH:Et₃N (5:2 v/v, 0.55mL) and the reaction stirred at RT for 12 h after which LCMS indicated complete conversion to product and 7:1 d.r. (syn:anti). The mixture was washed with 5% LiCl (aq), extracted with DCM and then with CHCl₃:IPA (3:1). The aqueous layer was checked for product by LCMS. The organic layers were combined, dried over Na₂SO₄, and concentrated in vacuo. The mixture was loaded directly onto a silica gel column and purified using a gradient of 0-100% Heptane:EtOAc to yield **Example 57.13** (0.77 g, 1.633 mmol, 77 % yield) as an off white solid. ¹H NMR (500 MHz, DMSO-*d*₆) δ 8.85 - 8.93 (m, 2 H) 7.08 - 7.15 (m, 4 H) 6.78 - 6.86 (m, 4 H) 5.86 - 5.96 (m, 1 H) 4.20 - 4.35 (m, 4 H) 3.68 - 3.75 (m, 6 H) 3.28 - 3.34 (m, 2 H) 2.37 - 2.42 (m, 3 H) 1.47 - 1.54 (m, 3 H). LCMS-ESI (pos.) m/z: 572.2 (M+H)⁺.



57.14

[0274] **(1R,2S)-1-Isopropoxy-N,N-bis(4-methoxybenzyl)-1-(5-methylpyrimidin-2-yl)propane-2-sulfonamide, Example 57.14.** To a solution of **Example 57.13** (4.2 g, 8.91 mmol) in toluene (34.2 mL, 8.14 mL/g) at RT, was added silver oxide (4.13 g, 17.8 mmol) and 2-iodopropane (12.47 mL, 125 mmol). The reaction mixture was then stirred at 73 °C for 44 h. The reaction mixture was cooled to RT, filtered through a pad of Celite® brand filter aid and washed with EtOAc (2 x 75 mL). The filtrate was concentrated in vacuo and purified by column chromatography (silica gel 60-120 mesh) eluting with 0 to 35% EtOAc in hexanes to give **Example 57.14** (3.3 g, 6.42 mmol, 72% yield) as a sticky solid. ¹H NMR (500 MHz, DMSO-*d*₆): δ 8.66 (d, *J* = 0.9 Hz, 2H), 7.15 – 7.10 (m, 4H), 6.87 – 6.82 (m, 4H), 5.00 (d, *J* = 4.3 Hz, 1H), 4.30 (d, *J* = 15.3 Hz, 2H), 4.12 (d, *J* = 15.3 Hz, 2H), 3.72 (m, 6H), 3.68 – 3.57 (m, 2H), 2.28 (s, 3H), 1.27 (d, *J* = 7.0 Hz, 3H), 1.12 (d, *J* = 6.0 Hz, 3H), 0.99 (d, *J* = 6.1 Hz, 3H). LCMS-ESI (pos.) *m/z*: 514.2 (M+H)⁺.



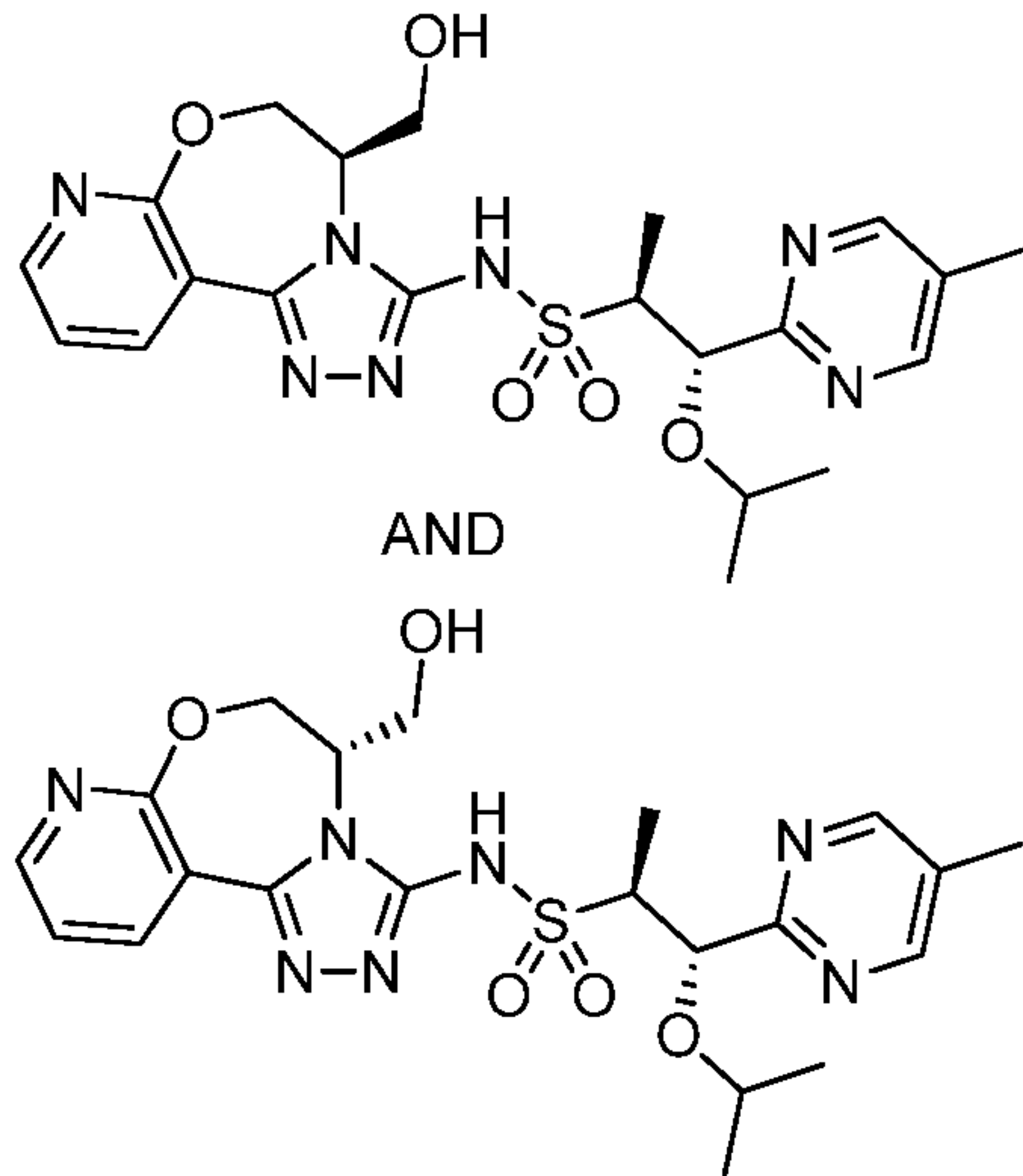
57.1

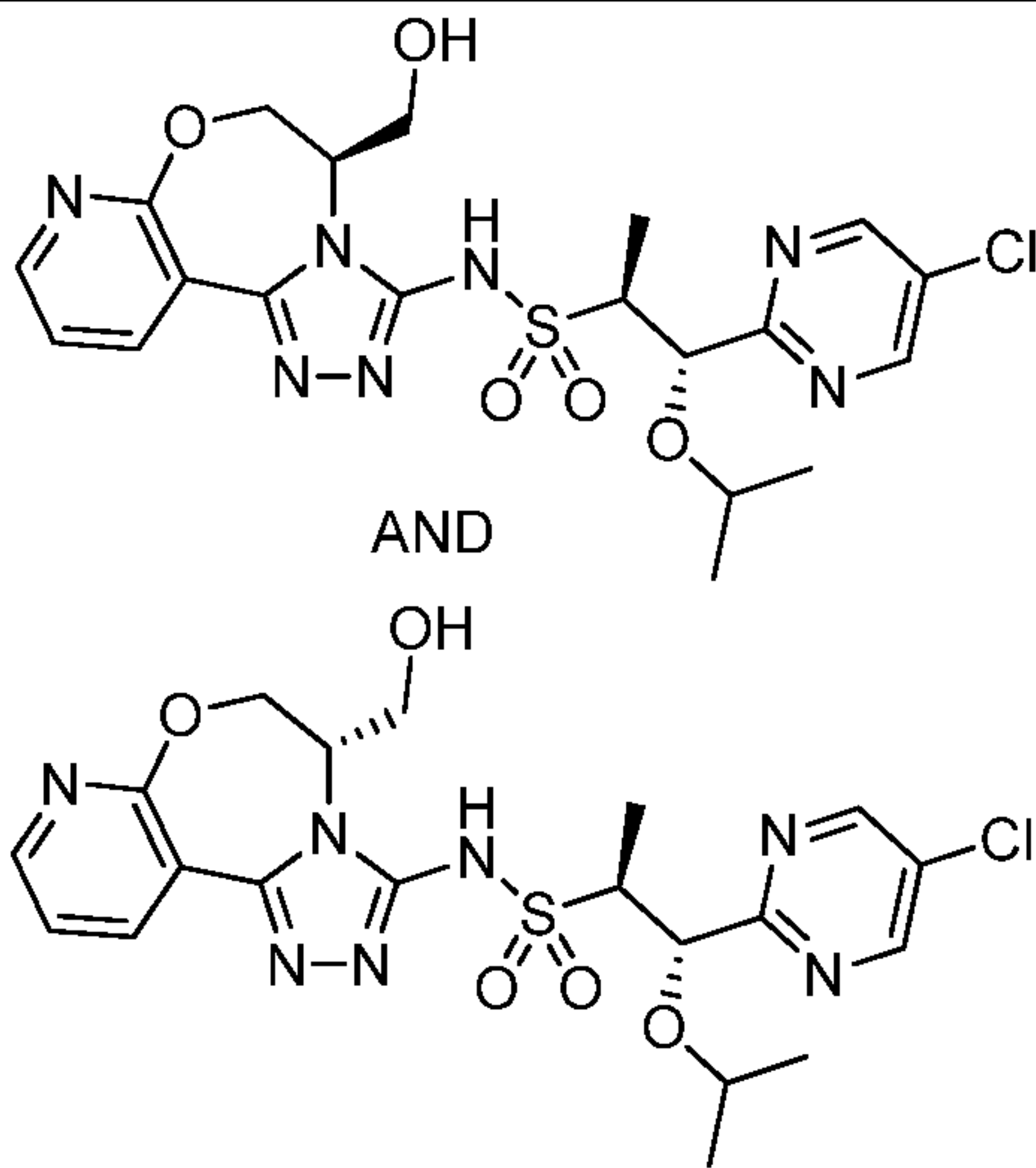
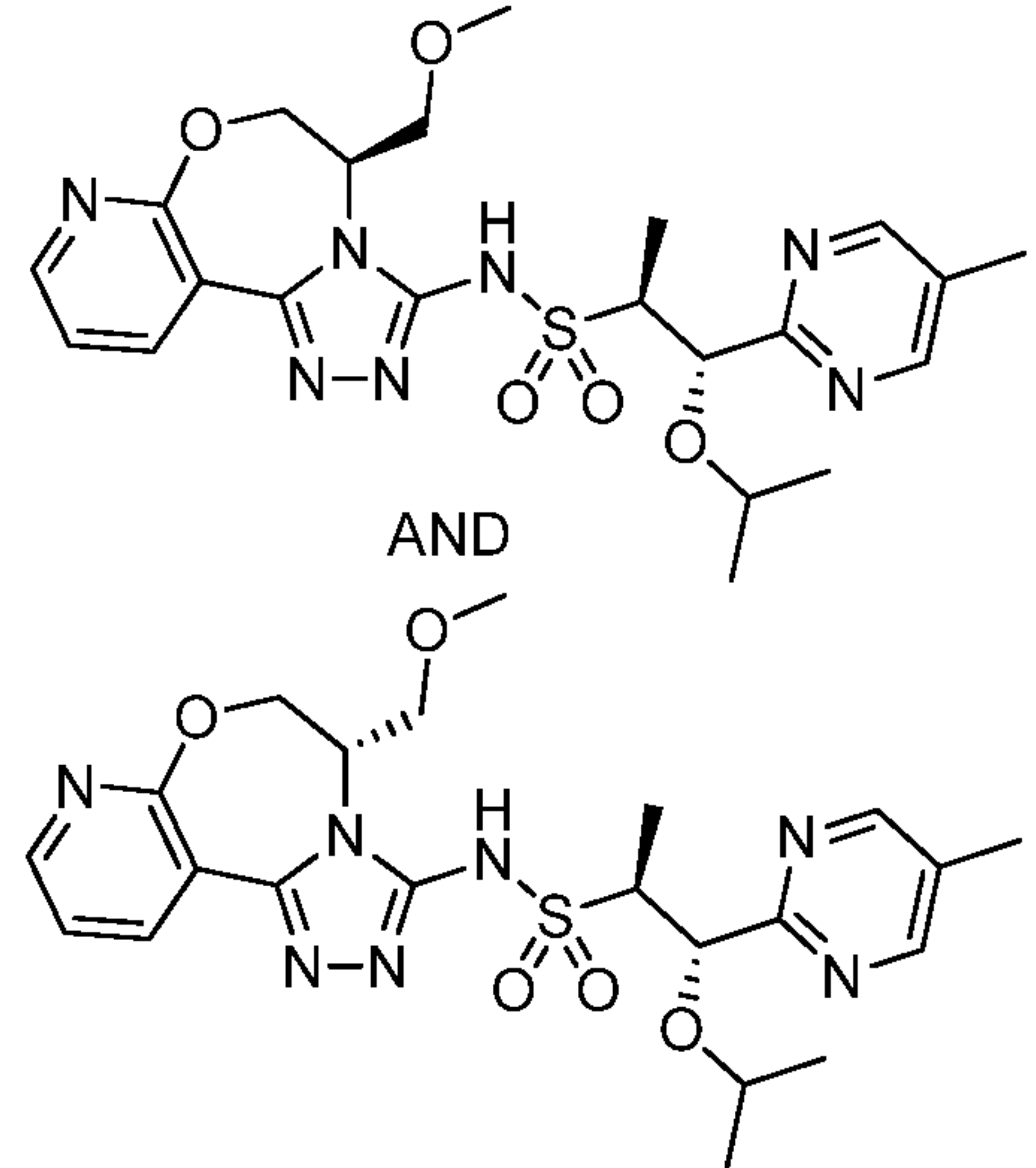
[0275] **(1R,2S)-1-Isopropoxy-1-(5-methylpyrimidin-2-yl)propane-2-sulfonamide, Example 57.1.** **Example 57.14** (7.5 g, 14.6 mmol) was dissolved in DCM (75 mL, 10.0 mL/g) and cooled to 0 °C. TFA (7.4 mL, 96 mmol) was added dropwise at 0 °C. The reaction mixture was then stirred at 40 °C for 18 h. After completion of the reaction (monitored by TLC and LCMS), the reaction mixture was cooled to RT and concentrated in vacuo. The residue was diluted with DCM (200 mL), neutralized (pH 7~8) with saturated sodium bicarbonate solution, washed with brine (200 mL), dried over anhydrous sodium sulphate, filtered, and concentrated in vacuo. The material was then adsorbed onto a plug of silica gel and purified by column chromatography through a pre-packed column of silica gel (230-400 mesh) eluting with a gradient of 70 to 80% EtOAc

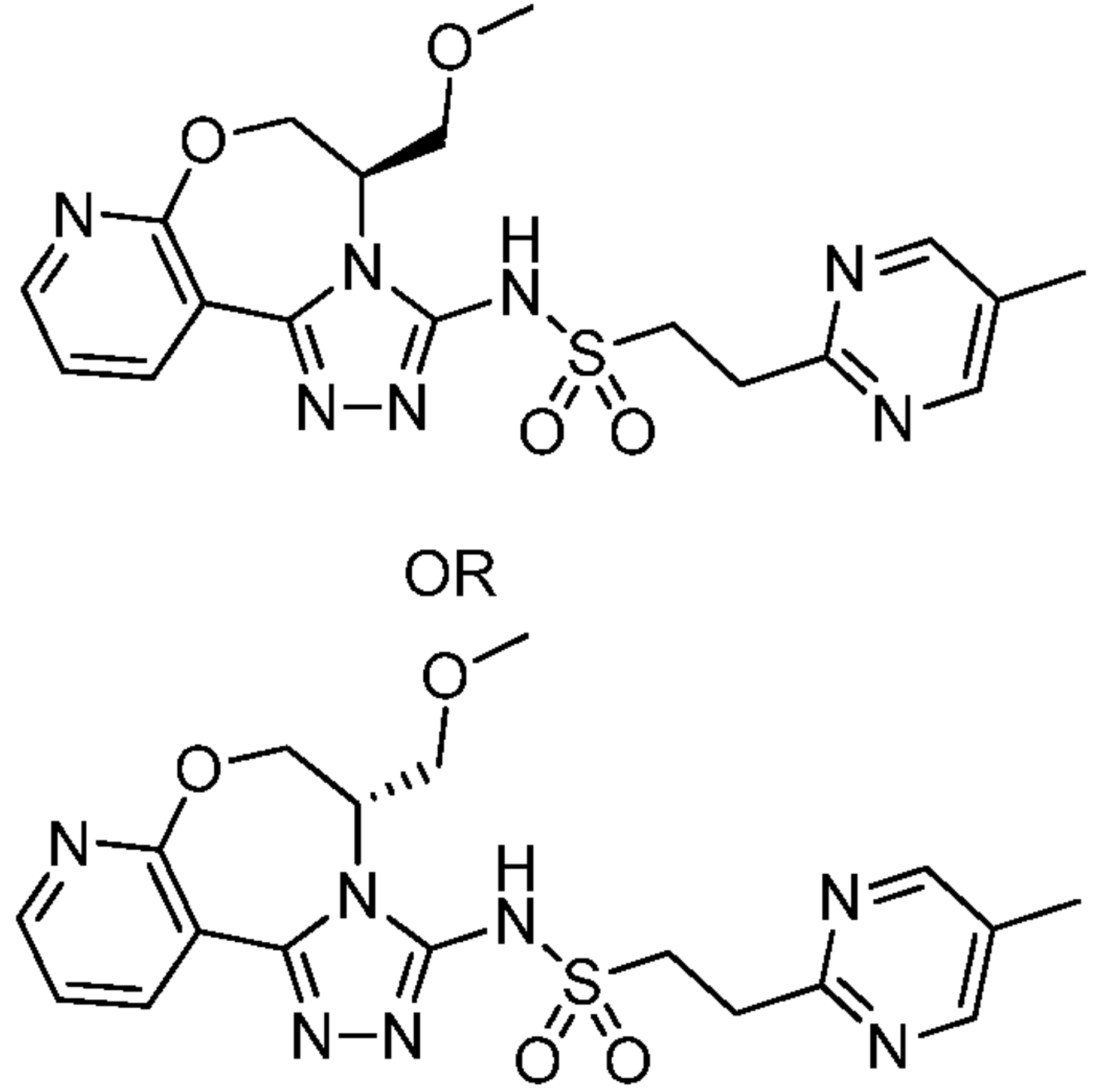
in DCM to provide **Example 57.1** (2.8 g, 10.24 mmol, 70% yield, 100% ee) as light brown solid. $^1\text{H NMR}$ (400 MHz, $\text{DMSO-}d_6$): δ 8.65 (s, 2H), 6.72 (s, 2H), 4.95 (d, $J = 5.0$ Hz, 1H), 3.66 – 3.50 (m, 2H), 2.28 (s, 3H), 1.30 (d, $J = 7.0$ Hz, 3H), 1.12 (d, $J = 6.0$ Hz, 3H), 0.98 (d, $J = 6.1$ Hz, 3H). LCMS-ESI (pos.) m/z : 274.1 ($\text{M}+\text{H}$) $^+$.

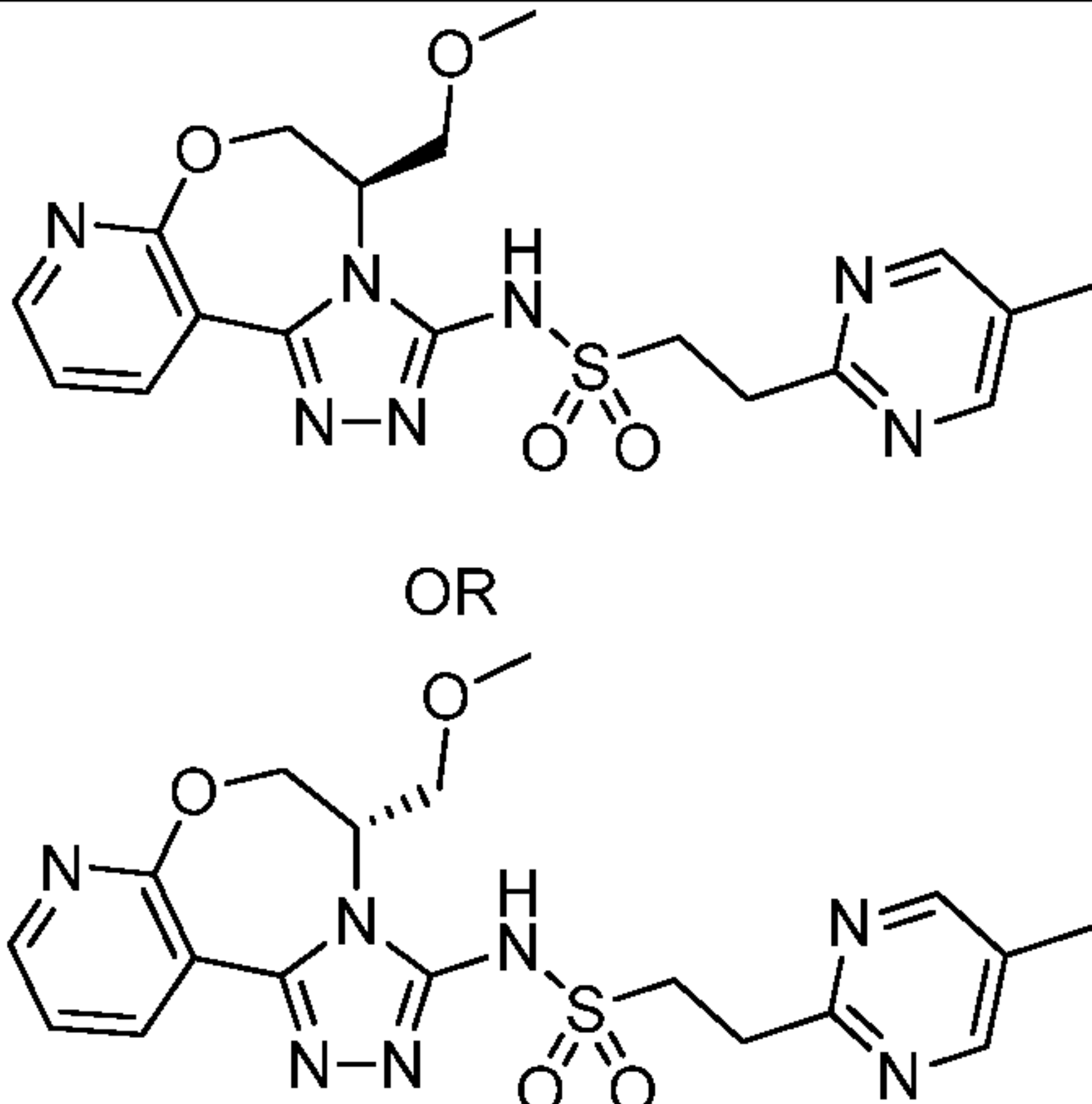
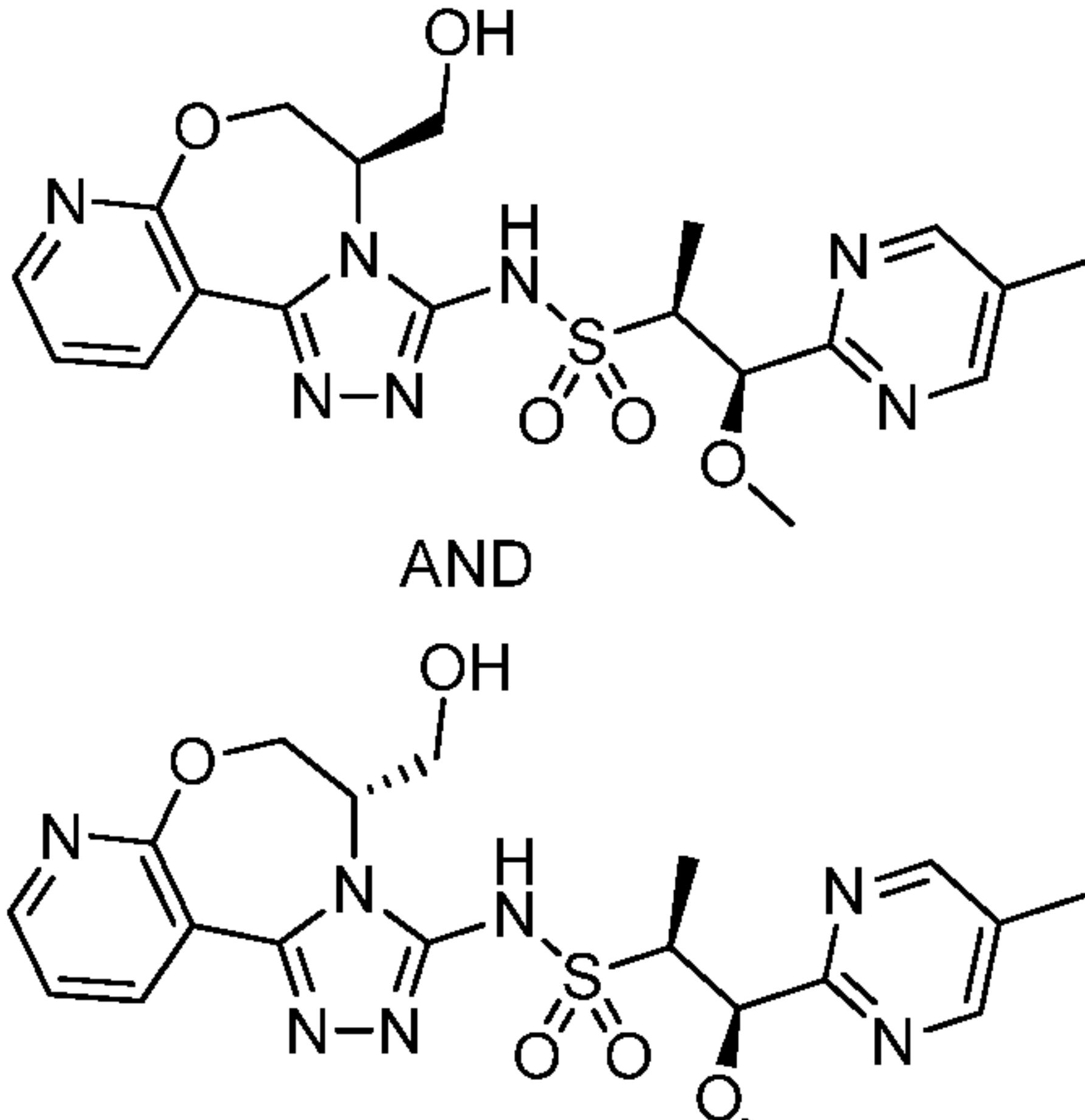
[0276] The compounds in the following table were synthesized following the procedure in **Example 29.0** using the known starting material as described.

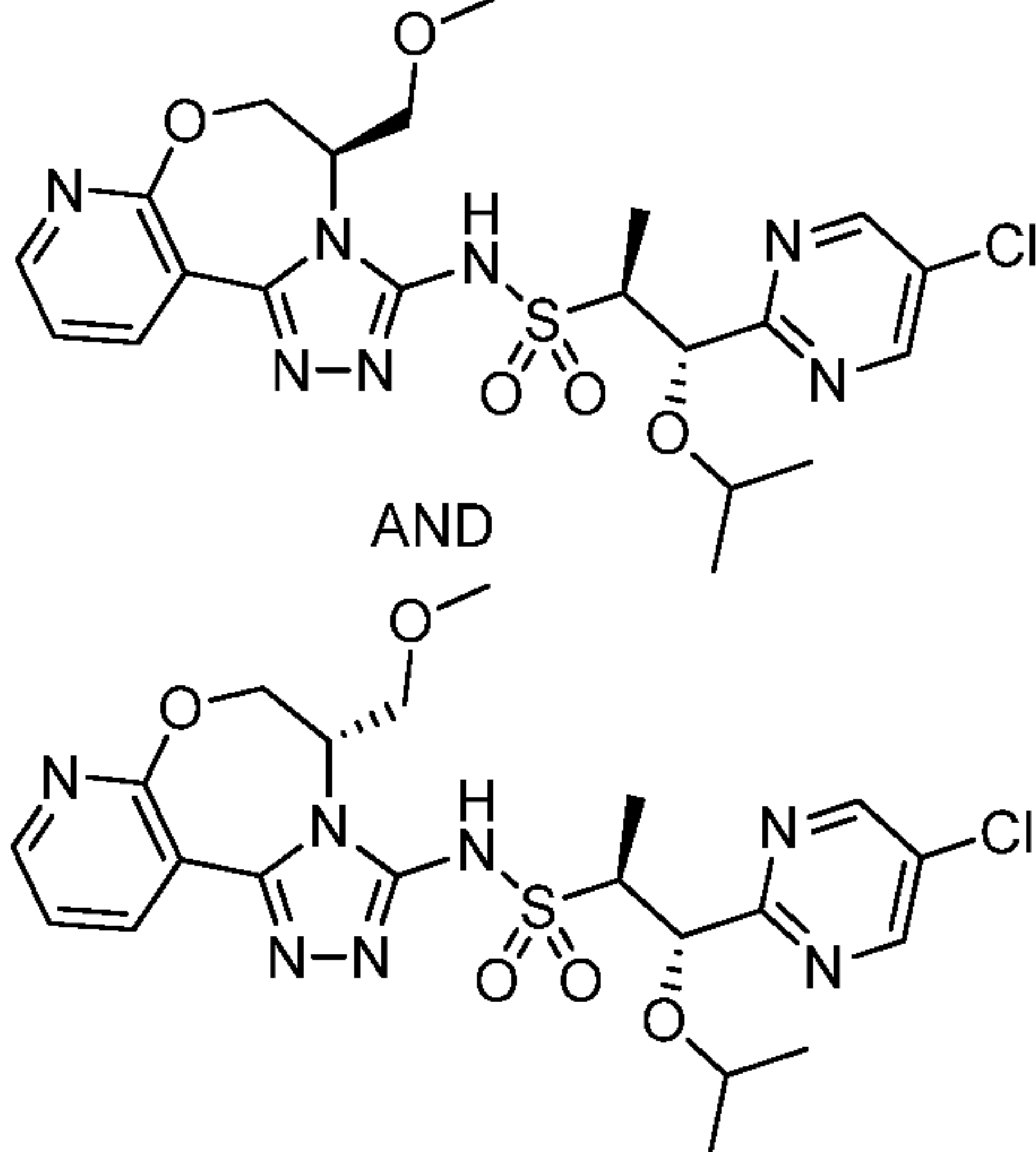
Table 4

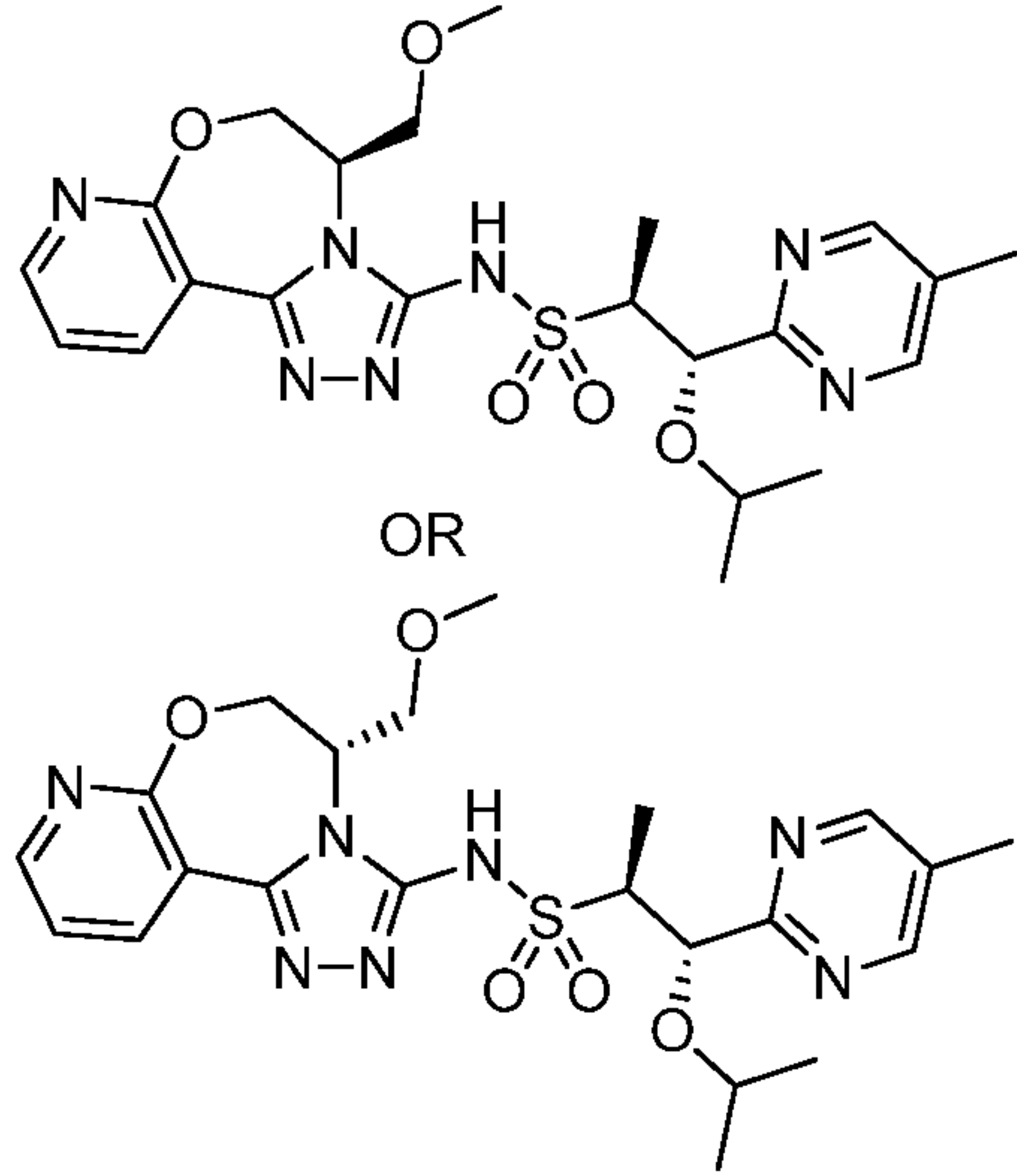
Example	Reagents	Structure, Name and Data
30.0	5-isothiocyanato-2,2-dimethyl-1,3-dioxane (Example 1.1), (1S,2S)-1-isopropoxy-1-(5-methylpyrimidin-2-yl)propane-2-sulfonamide (Example 4.1), and 2-bromonicotinohydrazide (commercially available from SynChem Inc. Elk Grove Village, IL).	 <p>(1S,2S)-N-((5R)-5-(hydroxymethyl)-5,6-dihydropyrido[3,2-f][1,2,4]triazolo[4,3-d][1,4]oxazepin-3-yl)-1-(5-methyl-2-pyrimidinyl)-1-(2-propanyloxy)-2-propanesulfonamide and (1S,2S)-N-((5S)-5-(hydroxymethyl)-5,6-dihydropyrido[3,2-f][1,2,4]triazolo[4,3-d][1,4]oxazepin-3-yl)-1-(5-methyl-2-pyrimidinyl)-1-(2-propanyloxy)-2-propanesulfonamide.</p> <p>LCMS ESI (pos.) m/z: 490.0 ($\text{M}+\text{H}$)$^+$.</p>

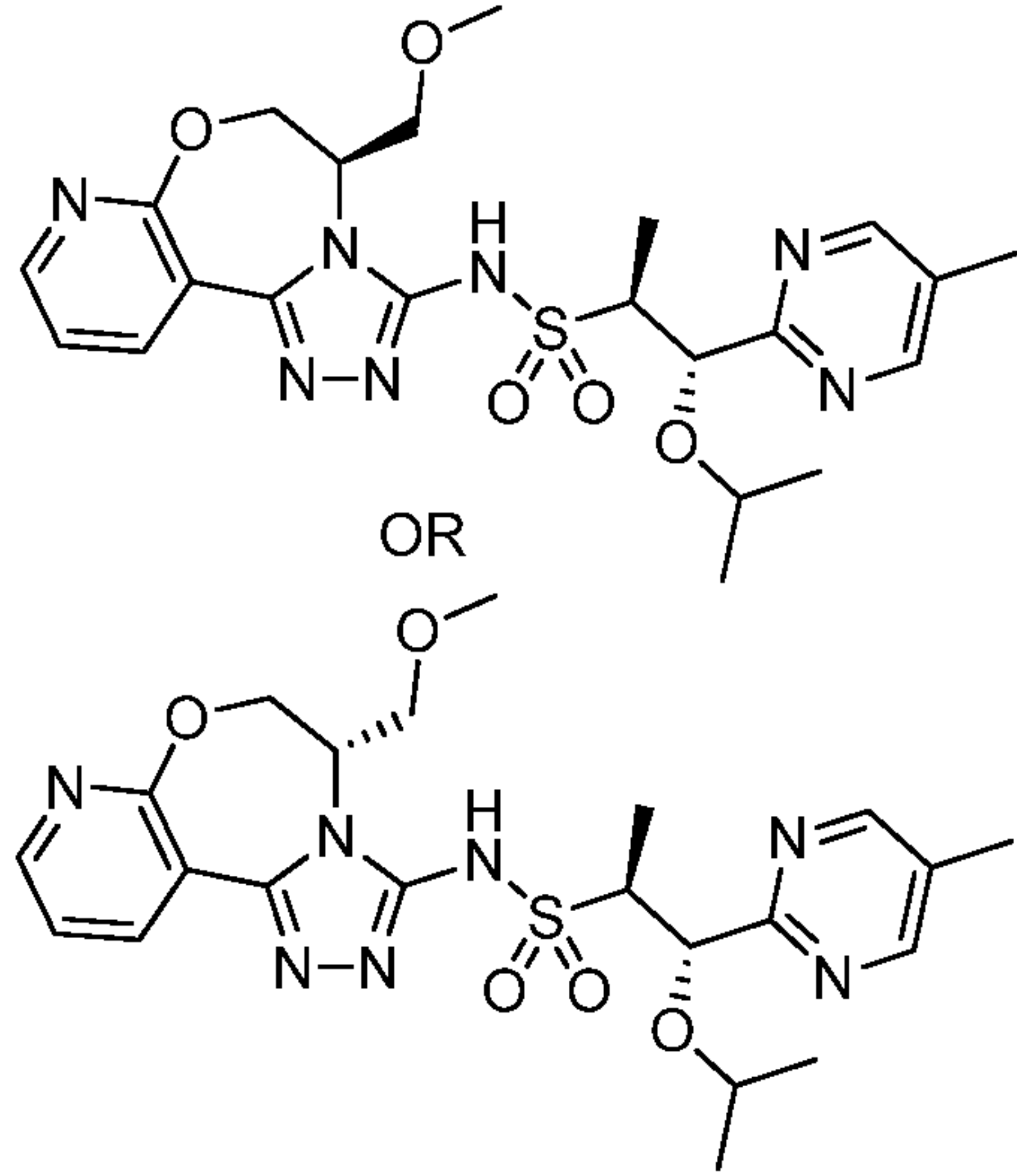
<p>31.0</p>	<p>5-isothiocyanato-2,2-dimethyl-1,3-dioxane (Example 1.1), (1S,2S)-1-isopropoxy-1-(5-chloropyrimidin-2-yl)propane-2-sulfonamide (Example 31.1), and 2-bromonicotinohydrazide (commercially available from SynChem Inc. Elk Grove Village, IL).</p>	 <p>(1S,2S)-1-(5-chloro-2-pyrimidinyl)-N-((5R)-5-(hydroxymethyl)-5,6-dihydropyrido[3,2-f][1,2,4]triazolo[4,3-d][1,4]oxazepin-3-yl)-1-(2-propanyloxy)-2-propanesulfonamide and (1S,2S)-1-(5-chloro-2-pyrimidinyl)-N-((5S)-5-(hydroxymethyl)-5,6-dihydropyrido[3,2-f][1,2,4]triazolo[4,3-d][1,4]oxazepin-3-yl)-1-(2-propanyloxy)-2-propanesulfonamide. LCMS ESI (pos.) m/z: 510.0 (M+H)⁺.</p>
<p>32.0</p>	<p>5-isothiocyanato-2,2-dimethyl-1,3-dioxane (Example 1.1), (1S,2S)-1-isopropoxy-1-(5-methylpyrimidin-2-yl)propane-2-sulfonamide (Example 4.1), and 2-bromonicotinohydrazide (commercially available from SynChem Inc. Elk Grove Village, IL).</p>	 <p>(1S,2S)-N-((5R)-5-(methoxymethyl)-5,6-dihydropyrido[3,2-f][1,2,4]triazolo[4,3-d][1,4]oxazepin-3-yl)-1-(5-methyl-2-pyrimidinyl)-1-(2-propanyloxy)-2-propanesulfonamide and (1S,2S)-</p>

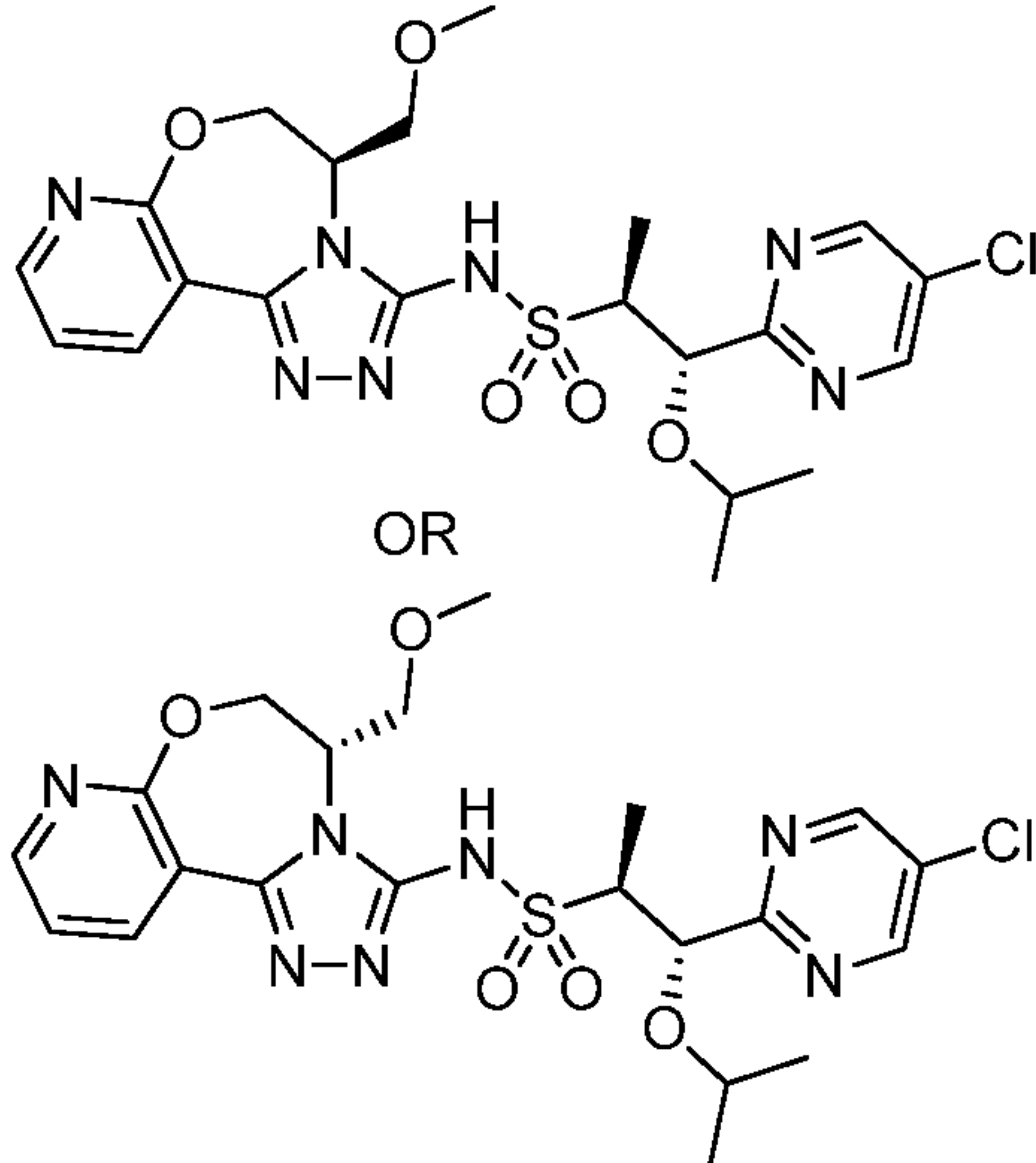
		<p>N-((5S)-5-(methoxymethyl)-5,6-dihydropyrido[3,2-f][1,2,4]triazolo[4,3-d][1,4]oxazepin-3-yl)-1-(5-methyl-2-pyrimidinyl)-1-(2-propanyloxy)-2-propanesulfonamide.</p> <p>LCMS ESI (pos.) m/z: 504.2 (M+H)⁺.</p>
34.0	The first enantiomer eluted from Chiralcel OJ-H column with 15% MeOH by chiral separation of Example 29.0.	 <p>N-((5R)-5-(methoxymethyl)-5,6-dihydropyrido[3,2-f][1,2,4]triazolo[4,3-d][1,4]oxazepin-3-yl)-2-(5-methyl-2-pyrimidinyl)ethanesulfonamide or N-((5S)-5-(methoxymethyl)-5,6-dihydropyrido[3,2-f][1,2,4]triazolo[4,3-d][1,4]oxazepin-3-yl)-2-(5-methyl-2-pyrimidinyl)ethanesulfonamide.</p> <p>¹H NMR (400 MHz, CDCl₃) δ 8.71 (dd, J=7.88, 1.87 Hz, 1 H) 8.52 (s, 2 H) 8.44 (dd, J=4.56, 1.87 Hz, 1 H) 7.21 (dd, J=7.88, 4.56 Hz, 1 H) 5.00 (dd, J=13.48, 3.52 Hz, 1 H) 4.63 - 4.71 (m, 1 H) 4.21 (d, J=13.48 Hz, 1 H) 3.63 - 3.78 (m, 4 H) 3.45 - 3.54 (m, 2 H) 3.40 (s, 3 H) 2.30 (s, 3 H). LCMS ESI (pos.) m/z: 432.0 (M+H)⁺.</p>

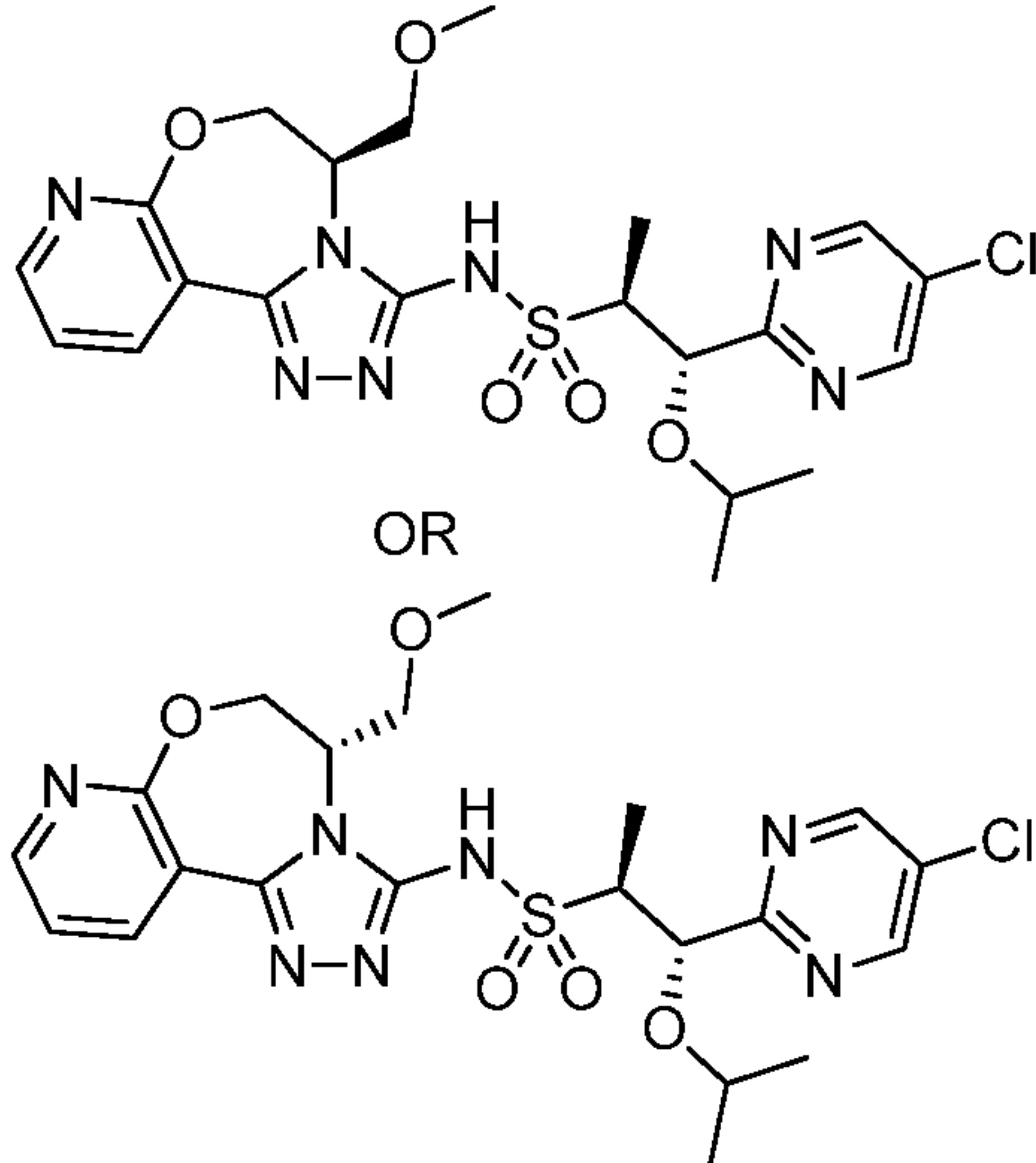
<p>35.0</p>	<p>The second enantiomer eluted from Chiralcel OJ-H column with 15% MeOH by chiral separation of Example 29.0.</p>	 <p>N-((5R)-5-(methoxymethyl)-5,6-dihydropyrido[3,2-f][1,2,4]triazolo[4,3-d][1,4]oxazepin-3-yl)-2-(5-methyl-2-pyrimidinyl)ethanesulfonamide or N-((5S)-5-(methoxymethyl)-5,6-dihydropyrido[3,2-f][1,2,4]triazolo[4,3-d][1,4]oxazepin-3-yl)-2-(5-methyl-2-pyrimidinyl)ethanesulfonamide.</p> <p>¹H NMR (400 MHz, CDCl₃) δ 8.71 (dd, J=7.88, 1.87 Hz, 1 H) 8.52 (s, 2 H) 8.43 (dd, J=4.56, 1.87 Hz, 1 H) 7.21 (dd, J=7.98, 4.66 Hz, 1 H) 5.00 (dd, J=13.37, 3.42 Hz, 1 H) 4.67 (dt, J=8.24, 4.28 Hz, 1 H) 4.21 (d, J=13.48 Hz, 1 H) 3.65 - 3.77 (m, 4 H) 3.46 - 3.53 (m, 2 H) 3.40 (s, 3 H) 2.30 (s, 3 H). LCMS ESI (pos.) m/z: 432.0 (M+H)⁺.</p>
<p>36.0</p>	<p>5-isothiocyanato-2,2-dimethyl-1,3-dioxane (Example 1.1), (1R,2S)-1-methoxy-1-(5-methylpyrimidin-2-yl)propane-2-sulfonamide (Example 24.1), and 2-bromonicotinohydrazide (commercially available from SynChem Inc. Elk Grove Village, IL).</p>	 <p>(1R,2S)-N-((5R)-5-(hydroxymethyl)-5,6-dihydropyrido[3,2-f][1,2,4]triazolo[4,3-</p>

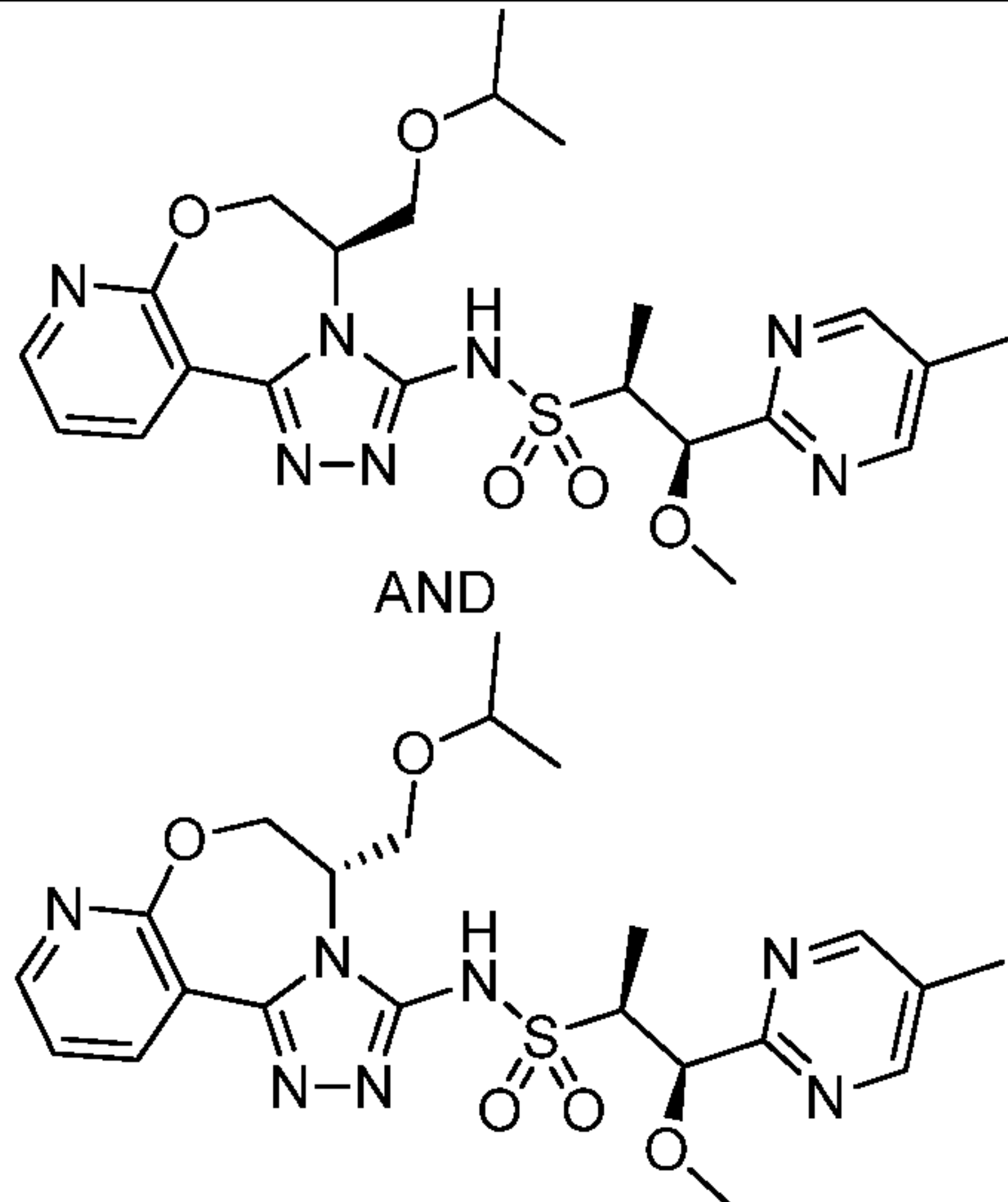
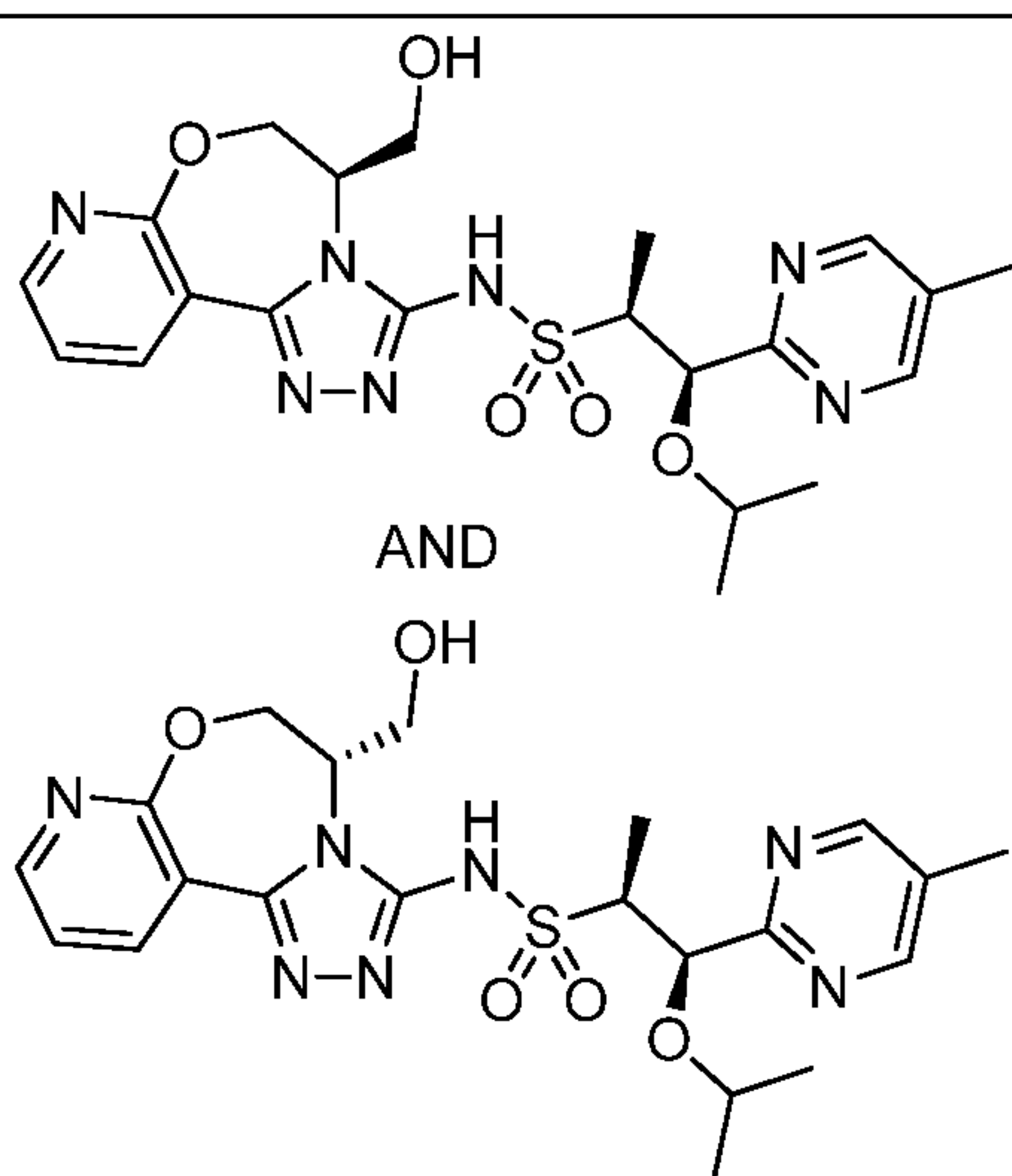
		<p>d][1,4]oxazepin-3-yl)-1-methoxy-1-(5-methyl-2-pyrimidinyl)-2-propanesulfonamide and (1R,2S)-N-((5S)-5-(hydroxymethyl)-5,6-dihydropyrido[3,2-f][1,2,4]triazolo[4,3-d][1,4]oxazepin-3-yl)-1-methoxy-1-(5-methyl-2-pyrimidinyl)-2-propanesulfonamide.</p> <p>LCMS ESI (pos.) m/z: 462.0 (M+H)⁺.</p>
<p>37.0</p>	<p>5-isothiocyanato-2,2-dimethyl-1,3-dioxane (Example 1.1), (1S,2S)-1-isopropoxy-1-(5-chloropyrimidin-2-yl)propane-2-sulfonamide (Example 31.1), and 2-bromonicotinohydrazide (commercially available from SynChem Inc. Elk Grove Village, IL).</p>	 <p>(1S,2S)-1-(5-chloro-2-pyrimidinyl)-N-((5R)-5-(methoxymethyl)-5,6-dihydropyrido[3,2-f][1,2,4]triazolo[4,3-d][1,4]oxazepin-3-yl)-1-(2-propanyloxy)-2-propanesulfonamide and (1S,2S)-1-(5-chloro-2-pyrimidinyl)-N-((5S)-5-(methoxymethyl)-5,6-dihydropyrido[3,2-f][1,2,4]triazolo[4,3-d][1,4]oxazepin-3-yl)-1-(2-propanyloxy)-2-propanesulfonamide.</p> <p>LCMS ESI (pos.) m/z: 524.0 (M+H)⁺.</p>

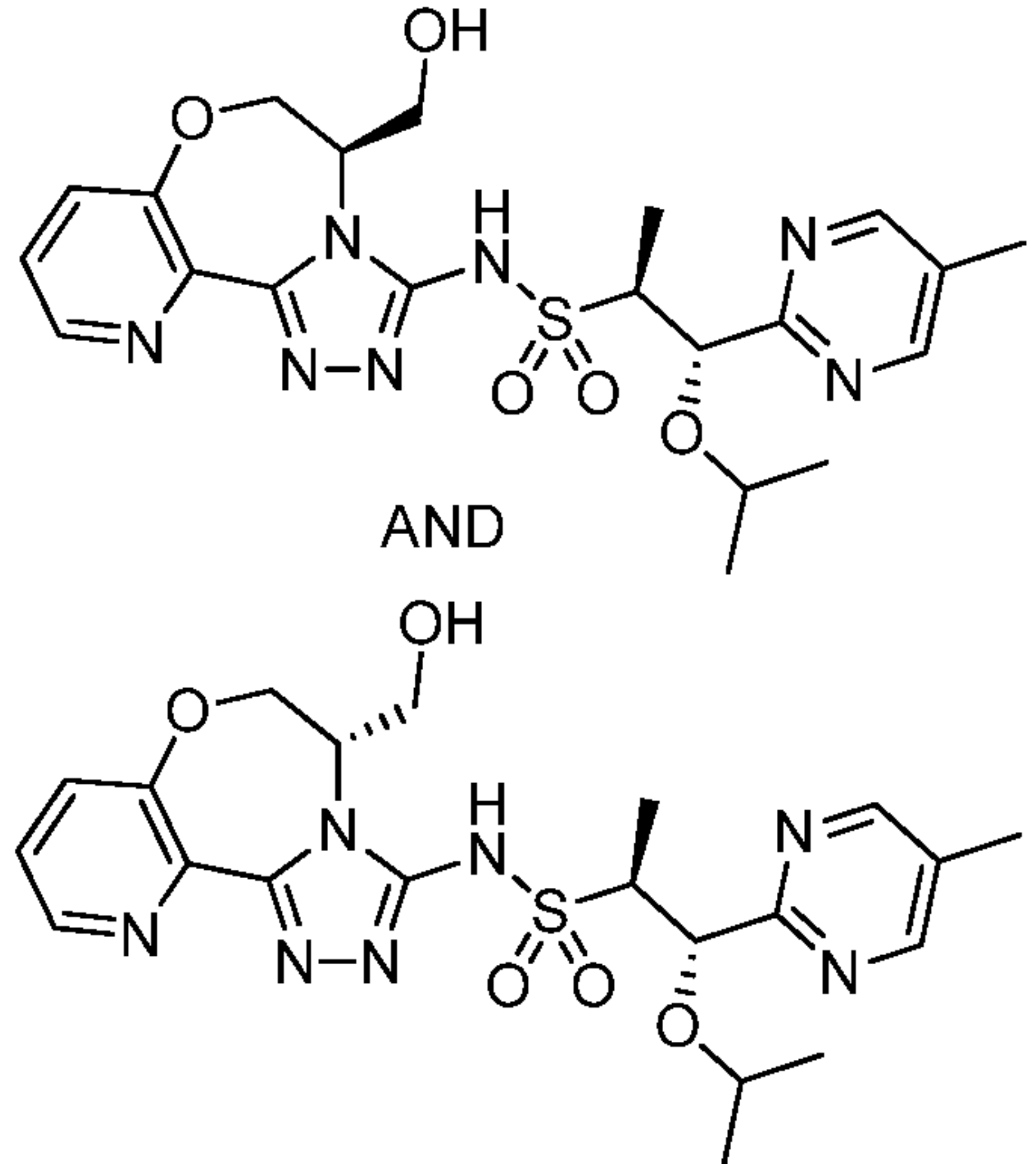
<p>40.0</p>	<p>The first diastereomer eluted from a Chiralpak AD-H column with 15% MeOH by chiral separation of Example 32.0.</p>	 <p>(1S,2S)-N-((5R)-5-(methoxymethyl)-5,6-dihydropyrido[3,2-f][1,2,4]triazolo[4,3-d][1,4]oxazepin-3-yl)-1-(5-methyl-2-pyrimidinyl)-1-(2-propanyloxy)-2-propanesulfonamide and (1S,2S)-N-((5S)-5-(methoxymethyl)-5,6-dihydropyrido[3,2-f][1,2,4]triazolo[4,3-d][1,4]oxazepin-3-yl)-1-(5-methyl-2-pyrimidinyl)-1-(2-propanyloxy)-2-propanesulfonamide.</p> <p>¹H NMR (400 MHz, CDCl₃) δ 13.09 (br s, 1 H) 8.74 (dd, J=7.88, 1.97 Hz, 1 H) 8.66 (s, 2 H) 8.41 (dd, J=4.56, 1.97 Hz, 1 H) 7.20 (dd, J=7.93, 4.61 Hz, 1 H) 5.00 (dd, J=13.42, 3.37 Hz, 1 H) 4.88 (d, J=3.63 Hz, 1 H) 4.78 (dt, J=8.27, 4.00 Hz, 1 H) 4.19 (d, J=13.48 Hz, 1 H) 3.67 - 3.87 (m, 3 H) 3.52 (m, 1 H) 3.43 (s, 3 H) 2.36 (s, 3 H) 1.62 (d, J=7.05 Hz, 3 H) 1.03 (d, J=6.01 Hz, 3 H) 0.81 (d, J=6.12 Hz, 3 H). LCMS ESI (pos.) m/z: 504.0 (M+H)⁺.</p>
--------------------	--	--

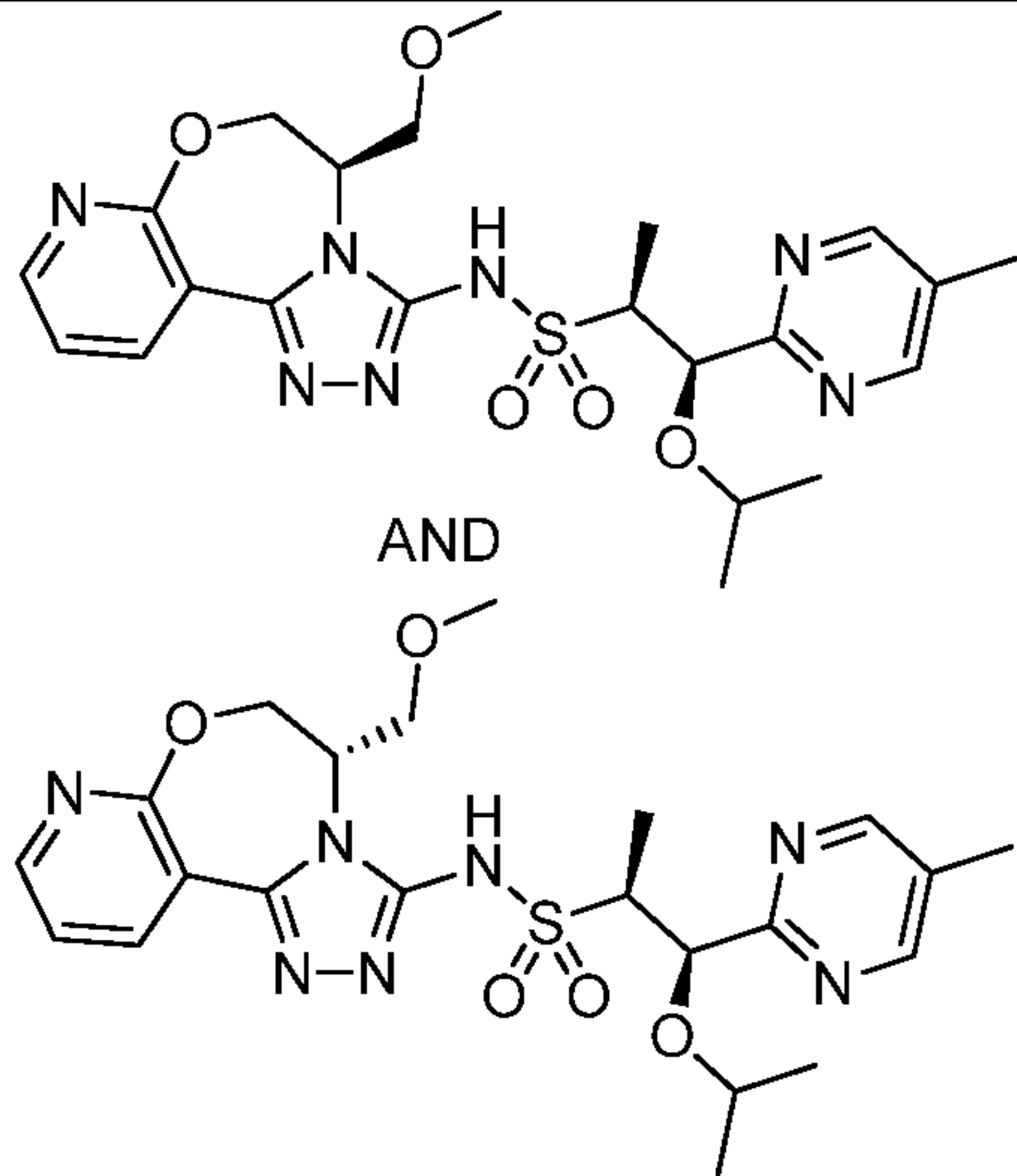
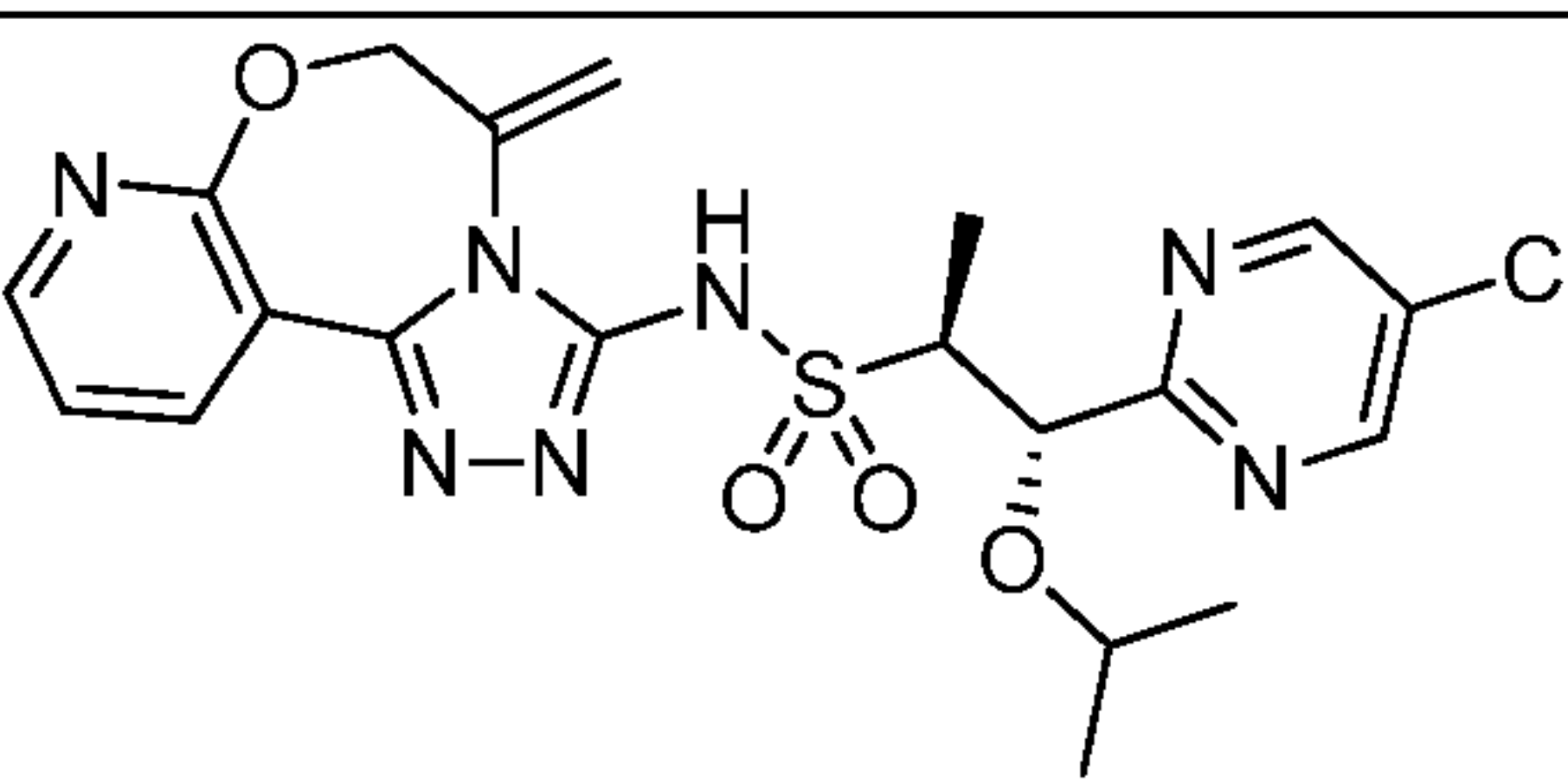
<p>41.0</p>	<p>The second diastereomer eluted from a Chiralpak AD-H column with 15% MeOH by chiral separation of Example 32.0.</p>	 <p>(1S,2S)-N-((5R)-5-(methoxymethyl)-5,6-dihydropyrido[3,2-f][1,2,4]triazolo[4,3-d][1,4]oxazepin-3-yl)-1-(5-methyl-2-pyrimidinyl)-1-(2-propanyloxy)-2-propanesulfonamide or (1S,2S)-N-((5S)-5-(methoxymethyl)-5,6-dihydropyrido[3,2-f][1,2,4]triazolo[4,3-d][1,4]oxazepin-3-yl)-1-(5-methyl-2-pyrimidinyl)-1-(2-propanyloxy)-2-propanesulfonamide.</p> <p>¹H NMR (400 MHz, CDCl₃) δ 12.68 (br s, 1 H) 8.73 (dd, J=7.93, 1.92 Hz, 1 H) 8.64 (s, 2 H) 8.42 (dd, J=4.56, 1.97 Hz, 1 H) 7.20 (dd, J=7.88, 4.56 Hz, 1 H) 5.05 (dd, J=13.37, 3.42 Hz, 1 H) 4.91 (d, J=4.87 Hz, 1 H) 4.68 - 4.77 (m, 1 H) 4.20 (d, J=13.27 Hz, 1 H) 3.78 - 3.88 (m, 2 H) 3.66 (t, J=9.12 Hz, 1 H) 3.53 (m, 1 H) 3.41 (s, 3 H) 2.36 (s, 3 H) 1.50 (d, J=7.15 Hz, 3 H) 1.08 (d, J=6.12 Hz, 3 H) 0.86 (d, J=6.12 Hz, 3 H).</p> <p>LCMS ESI (pos.) m/z: 504.0 (M+H)⁺.</p>
--------------------	---	--

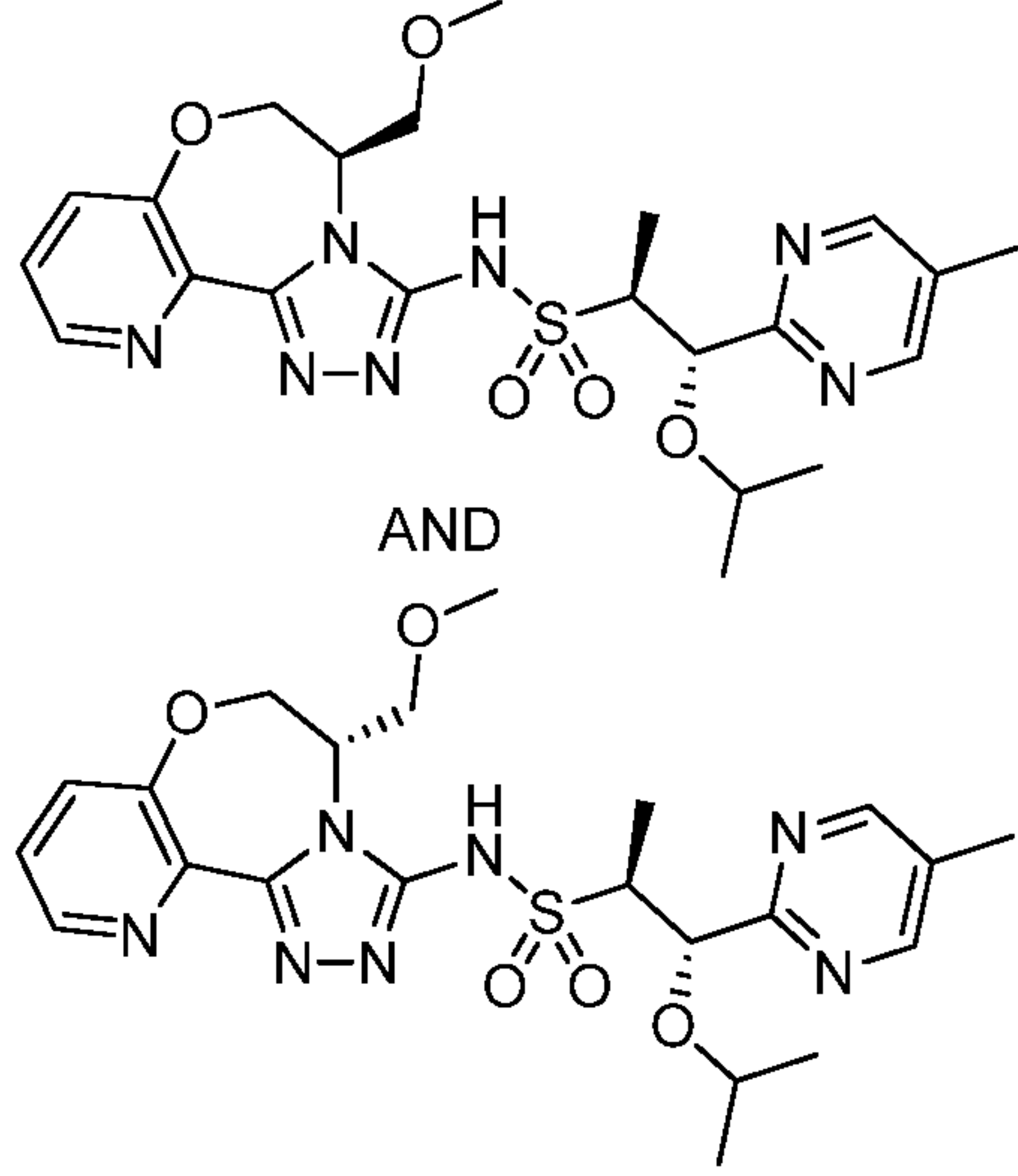
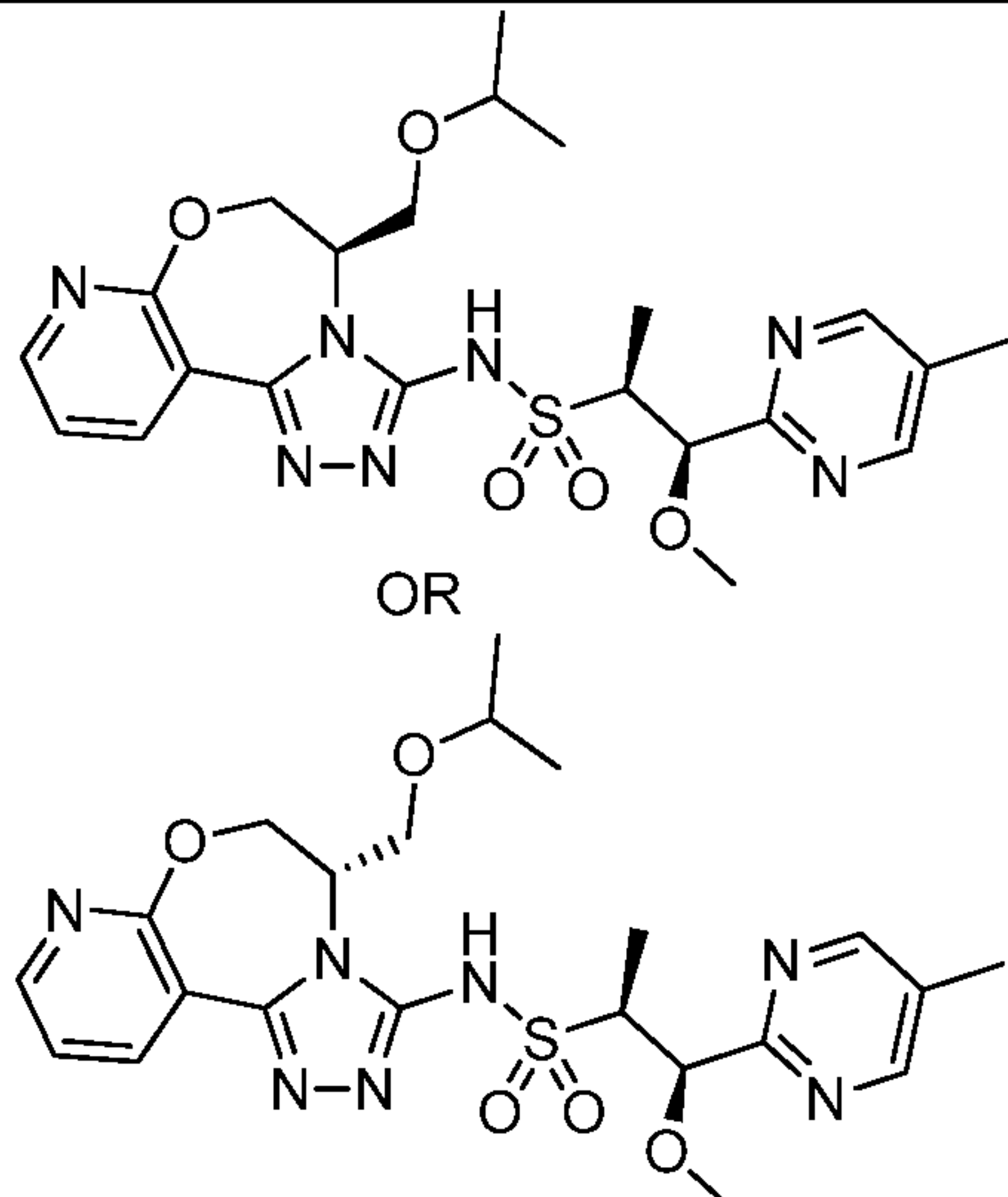
<p>44.0</p>	<p>The first epimer eluted from a Chiralpak AS-H column with 20% MeOH by chiral separation of Example 37.0.</p>	 <p>(1S,2S)-1-(5-chloro-2-pyrimidinyl)-N-((5R)-5-(methoxymethyl)-5,6-dihydropyrido[3,2-f][1,2,4]triazolo[4,3-d][1,4]oxazepin-3-yl)-1-(2-propanyloxy)-2-propanesulfonamide or (1S,2S)-1-(5-chloro-2-pyrimidinyl)-N-((5S)-5-(methoxymethyl)-5,6-dihydropyrido[3,2-f][1,2,4]triazolo[4,3-d][1,4]oxazepin-3-yl)-1-(2-propanyloxy)-2-propanesulfonamide.</p> <p>¹H NMR (400 MHz, CDCl₃) δ 12.11 (br s, 1 H) 8.77 (s, 2 H) 8.72 (dd, J=7.98, 1.87 Hz, 1 H) 8.42 (dd, J=4.56, 1.87 Hz, 1 H) 7.21 (dd, J=7.88, 4.56 Hz, 1 H) 5.00 (dd, J=13.48, 3.32 Hz, 1 H) 4.90 (d, J=3.73 Hz, 1 H) 4.75 (dt, J=8.16, 4.06 Hz, 1 H) 4.19 (d, J=13.48 Hz, 1 H) 3.87 (qd, J=7.00, 3.89 Hz, 1 H) 3.67 - 3.80 (m, 2 H) 3.54 (dt, J=12.18, 6.04 Hz, 1 H) 3.43 (s, 3 H) 1.60 (d, J=7.05 Hz, 4 H) 1.06 (d, J=6.01 Hz, 3 H) 0.84 (d, J=6.12 Hz, 3 H). LCMS ESI (pos.) m/z: 524.2 (M+H)⁺.</p>
--------------------	--	--

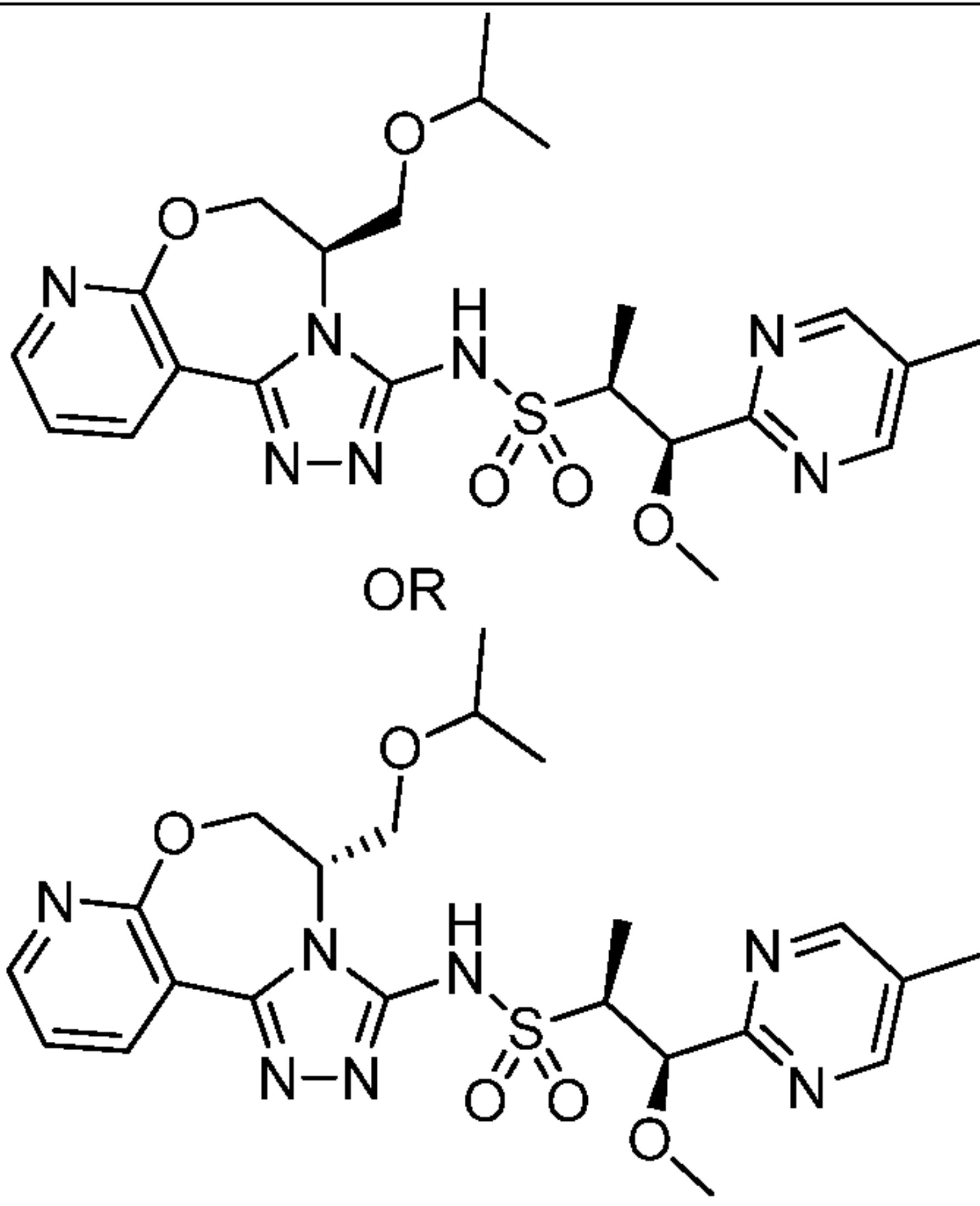
<p>45.0</p>	<p>The second epimer eluted froma Chiralpak AS-H column with 20% MeOH by chiral separation of Example 37.0.</p>	 <p>(1S,2S)-1-(5-chloro-2-pyrimidinyl)-N-((5R)-5-(methoxymethyl)-5,6-dihydropyrido[3,2-f][1,2,4]triazolo[4,3-d][1,4]oxazepin-3-yl)-1-(2-propanyloxy)-2-propanesulfonamide or (1S,2S)-1-(5-chloro-2-pyrimidinyl)-N-((5S)-5-(methoxymethyl)-5,6-dihydropyrido[3,2-f][1,2,4]triazolo[4,3-d][1,4]oxazepin-3-yl)-1-(2-propanyloxy)-2-propanesulfonamide.</p> <p>¹H NMR (400 MHz, CDCl₃) δ 11.77 (br s, 1 H) 8.75 (s, 2 H) 8.72 (dd, J=7.88, 1.87 Hz, 1 H) 8.43 (dd, J=4.51, 1.81 Hz, 1 H) 7.21 (dd, J=7.88, 4.56 Hz, 1 H) 5.05 (dd, J=13.37, 3.42 Hz, 1 H) 4.95 (d, J=5.08 Hz, 1 H) 4.64 - 4.72 (m, 1 H) 4.20 (d, J=13.48 Hz, 1 H) 3.78 - 3.91 (m, 2 H) 3.67 (t, J=9.17 Hz, 1 H) 3.55 (dt, J=12.26, 6.15 Hz, 1 H) 3.42 (s, 3 H) 1.49 (d, J=7.05 Hz, 3 H) 1.10 (d, J=6.01 Hz, 3 H) 0.89 (d, J=6.12 Hz, 3 H). LCMS ESI (pos.) m/z: 524.2.0 (M+H)⁺.</p>
--------------------	--	--

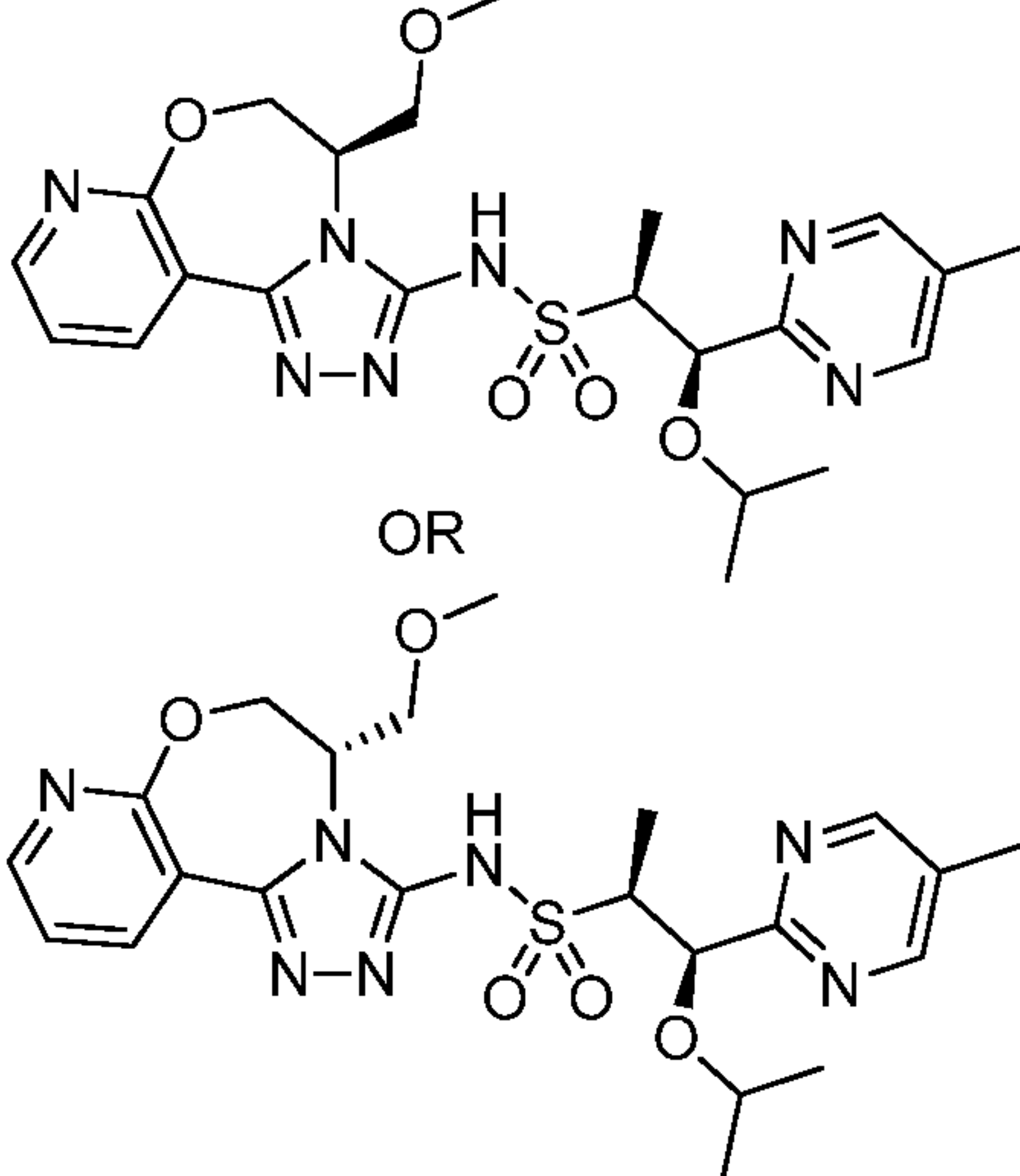
<p>56.0</p> <p>5-isothiocyanato-2,2-dimethyl-1,3-dioxane (Example 1.1), (1R,2S)-1-methoxy-1-(5-methylpyrimidin-2-yl)propane-2-sulfonamide (Example 24.1), and 2-bromonicotinohydrazide (commercially available from SynChem Inc. Elk Grove Village, IL). The title compound was prepared employing 2-iodopropane instead of methyl iodide.</p>		 <p>(1R,2S)-N-((R)-5-(isopropoxymethyl)-5,6-dihydropyrido[3,2-f][1,2,4]triazolo[4,3-d][1,4]oxazepin-3-yl)-1-methoxy-1-(5-methylpyrimidin-2-yl)propane-2-sulfonamide and (1R,2S)-N-((S)-5-(isopropoxymethyl)-5,6-dihydropyrido[3,2-f][1,2,4]triazolo[4,3-d][1,4]oxazepin-3-yl)-1-methoxy-1-(5-methylpyrimidin-2-yl)propane-2-sulfonamide. LCMS ESI (pos.) m/z: 504.2 (M+H)⁺.</p>
<p>57.0</p> <p>5-isothiocyanato-2,2-dimethyl-1,3-dioxane (Example 1.1), (1R,2S)-1-isopropoxy-1-(5-methylpyrimidin-2-yl)propane-2-sulfonamide (Example 57.1), and 2-bromonicotinohydrazide (commercially available from SynChem Inc. Elk Grove Village, IL).</p>		 <p>(1R,2S)-N-((5R)-5-(hydroxymethyl)-5,6-dihydropyrido[3,2-f][1,2,4]triazolo[4,3-d][1,4]oxazepin-3-yl)-1-(5-methyl-2-pyrimidinyl)-1-isopropoxypropane-2-sulfonamide and (1R,2S)-N-((5S)-5-(hydroxymethyl)-5,6-dihydropyrido[3,2-f][1,2,4]triazolo[4,3-d][1,4]oxazepin-3-yl)-1-(5-methyl-2-pyrimidinyl)-1-isopropoxypropane-2-sulfonamide.</p>

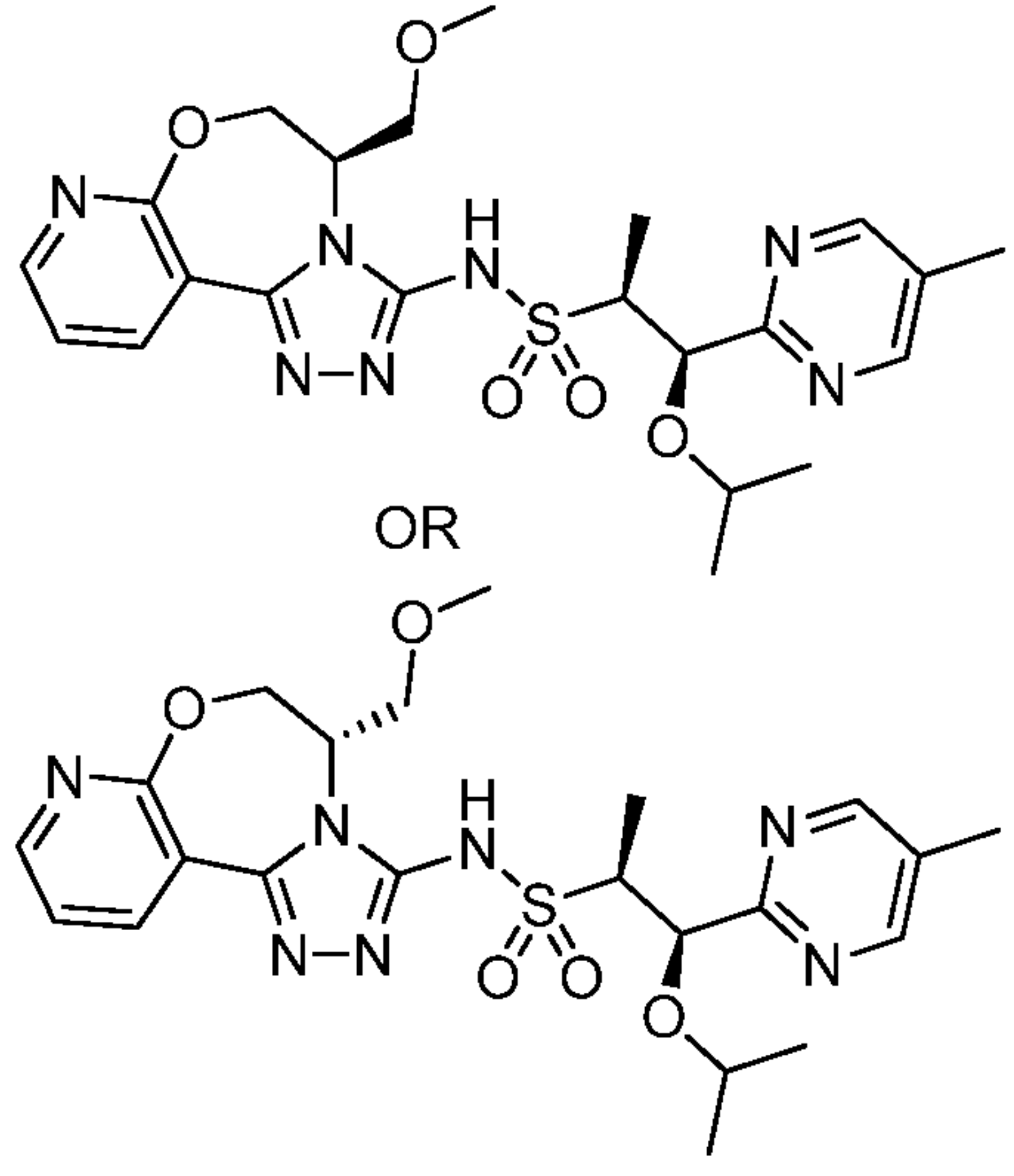
		<p>(2-propoxy)-2-propanesulfonamide and (1R,2S)-N-((5S)-5-(hydroxymethyl)-5,6-dihydropyrido[3,2-f][1,2,4]triazolo[4,3-d][1,4]oxazepin-3-yl)-1-(5-methyl-2-pyrimidinyl)-1-(2-propoxy)-2-propanesulfonamide.</p> <p>LCMS ESI (pos.) m/z: 490.0 (M+H)⁺.</p>
58.0	<p>5-isothiocyanato-2,2-dimethyl-1,3-dioxane (Example 1.1), (1S,2S)-1-isopropoxy-1-(5-methylpyrimidin-2-yl)propane-2-sulfonamide (Example 4.1), and 3-bromopicolinohydrazide (commercially available from SynChem Inc. Elk Grove Village, IL).</p>	 <p>AND</p> <p>(1S,2S)-N-((R)-5-(hydroxymethyl)-5,6-dihydropyrido[2,3-f][1,2,4]triazolo[4,3-d][1,4]oxazepin-3-yl)-1-isopropoxy-1-(5-methylpyrimidin-2-yl)propane-2-sulfonamide and (1S,2S)-N-((S)-5-(hydroxymethyl)-5,6-dihydropyrido[2,3-f][1,2,4]triazolo[4,3-d][1,4]oxazepin-3-yl)-1-isopropoxy-1-(5-methylpyrimidin-2-yl)propane-2-sulfonamide.</p> <p>LCMS ESI (pos.) m/z: 490.2 (M+H)⁺.</p>

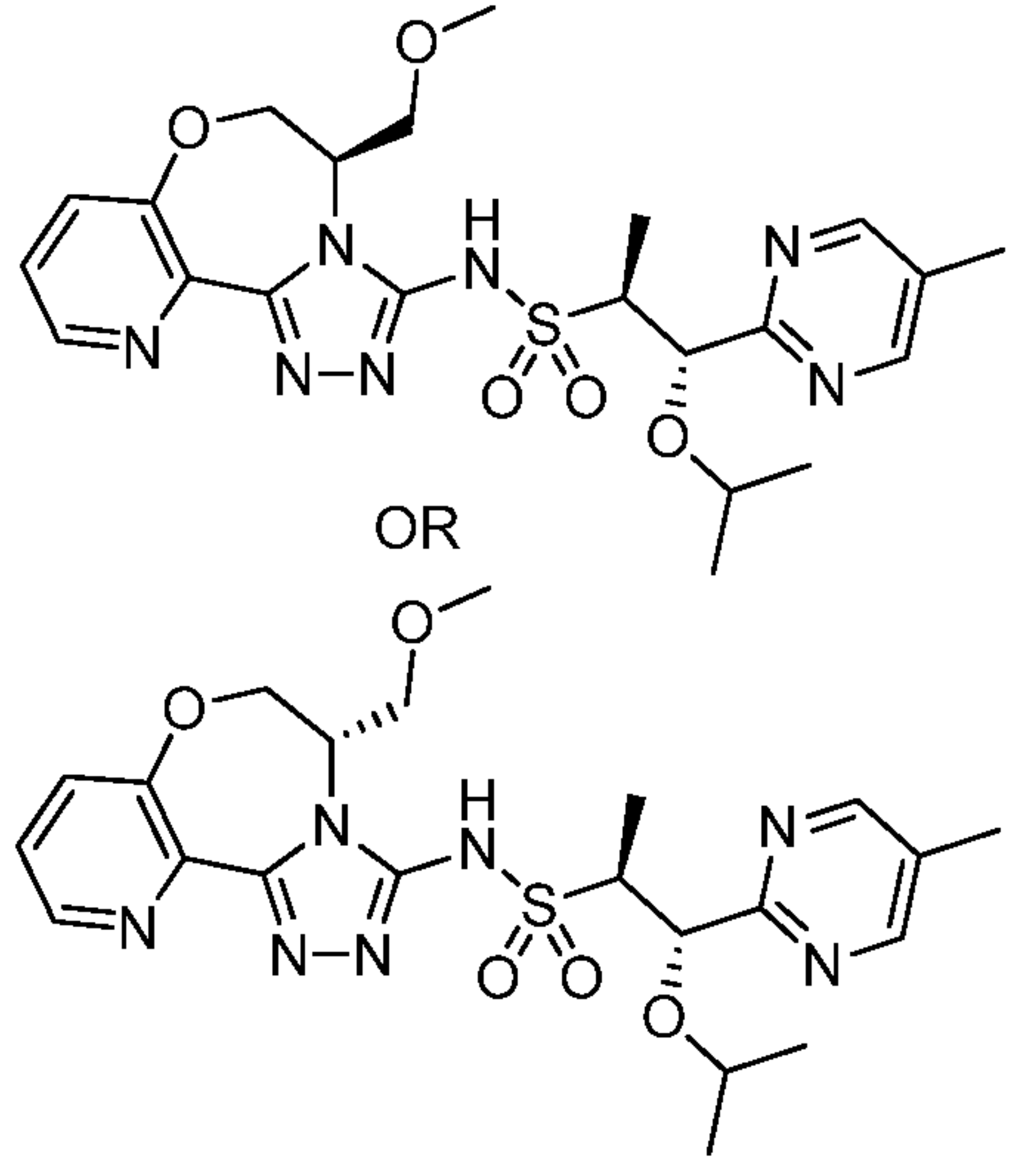
<p>59.0</p>	<p>5-isothiocyanato-2,2-dimethyl-1,3-dioxane (Example 1.1), (1R,2S)-1-isopropoxy-1-(5-methylpyrimidin-2-yl)propane-2-sulfonamide (Example 57.1), and 2-bromonicotinohydrazide (commercially available from SynChem Inc. Elk Grove Village, IL).</p>	 <p>(1R,2S)-N-((5R)-5-(methoxymethyl)-5,6-dihydropyrido[3,2-f][1,2,4]triazolo[4,3-d][1,4]oxazepin-3-yl)-1-(5-methyl-2-pyrimidinyl)-1-(2-propanyloxy)-2-propanesulfonamide and (1R,2S)-N-((5S)-5-(methoxymethyl)-5,6-dihydropyrido[3,2-f][1,2,4]triazolo[4,3-d][1,4]oxazepin-3-yl)-1-(5-methyl-2-pyrimidinyl)-1-(2-propanyloxy)-2-propanesulfonamide.</p> <p>LCMS ESI (pos.) m/z: 504.0 (M+H)⁺.</p>
<p>60.0</p>	<p>5-isothiocyanato-2,2-dimethyl-1,3-dioxane (Example 1.1), (1S,2S)-1-isopropoxy-1-(5-chloropyrimidin-2-yl)propane-2-sulfonamide (Example 31.1), and 2-bromonicotinohydrazide (commercially available from SynChem Inc. Elk Grove Village, IL). The title compound was a side-product from the preparation of Example 37.0.</p>	 <p>(1S,2S)-1-(5-chloro-2-pyrimidinyl)-N-(5-methylidene-5,6-dihydropyrido[3,2-f][1,2,4]triazolo[4,3-d][1,4]oxazepin-3-yl)-1-(2-propanyloxy)-2-propanesulfonamide.</p> <p>¹H NMR (400 MHz, CDCl₃) δ 0.89 (d, J=6.12 Hz, 3 H) 1.07 (d, J=6.01 Hz, 3 H) 1.52 (d, J=7.15 Hz, 3 H) 3.48 - 3.58 (m, 1 H) 3.83 - 3.91 (m, 1 H) 4.72 (d, J=13.16 Hz, 1 H) 4.80 (d, J=13.27 Hz, 1 H) 4.94 (d, J=4.66 Hz, 1 H) 5.66 - 5.70 (m, 1 H) 6.46 (s, 1 H) 7.20 (t, J=6.06 Hz, 1 H) 8.42 (dd, J=4.41, 1.50 Hz, 1</p>

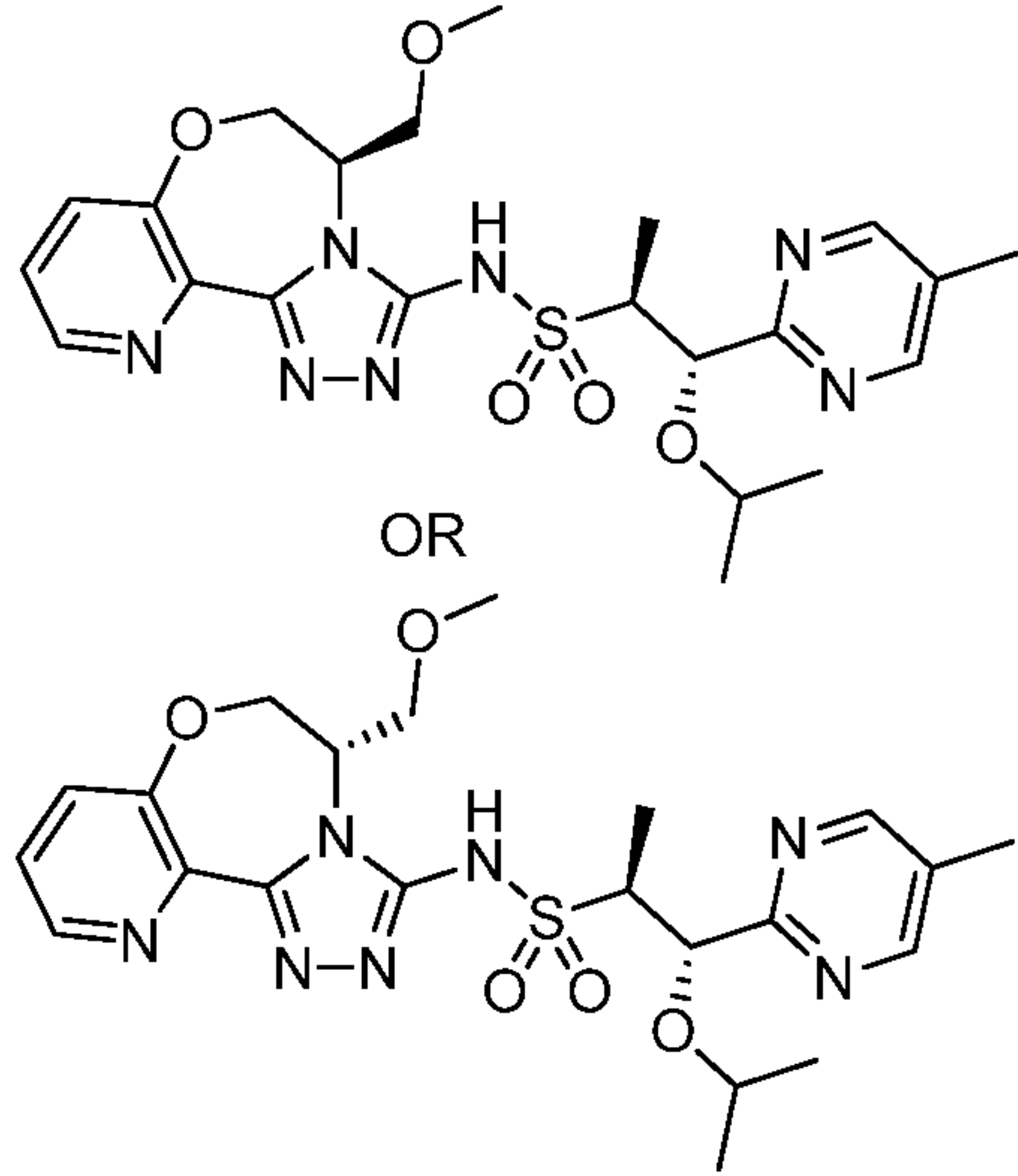
		H) 8.71 - 8.76 (m, 3 H) 11.92 (br s, 1 H). LCMS ESI (pos.) m/z: 492.0.0 (M+H) ⁺ .
61.0	5-isothiocyanato-2,2-dimethyl-1,3-dioxane (Example 1.1), (1S,2S)-1-isopropoxy-1-(5-methylpyrimidin-2-yl)propane-2-sulfonamide (Example 4.1), and 3-bromopicolinohydrazide (commercially available from SynChem Inc. Elk Grove Village, IL).	 <p>(1S,2S)-N-((5R)-5-(methoxymethyl)-5,6-dihydropyrido[2,3-f][1,2,4]triazolo[4,3-d][1,4]oxazepin-3-yl)-1-(5-methyl-2-pyrimidinyl)-1-(2-propanyloxy)-2-propanesulfonamide and (1S,2S)-N-((5S)-5-(methoxymethyl)-5,6-dihydropyrido[2,3-f][1,2,4]triazolo[4,3-d][1,4]oxazepin-3-yl)-1-(5-methyl-2-pyrimidinyl)-1-(2-propanyloxy)-2-propanesulfonamide.</p> <p>LCMS ESI (pos.) m/z: 504.0 (M+H)⁺.</p>
63.0	The first diastereomer eluted from a ChromegaChiral CC4 column with 50% MeOH by SFC chiral separation of Example 56.0 .	 <p>(1R,2S)-N-((R)-5-(isopropoxymethyl)-5,6-</p>

		<p>dihydropyrido[3,2-f][1,2,4]triazolo[4,3-d][1,4]oxazepin-3-yl)-1-methoxy-1-(5-methylpyrimidin-2-yl)propane-2-sulfonamide or (1R,2S)-N-((S)-5-(isopropoxymethyl)-5,6-dihydropyrido[3,2-f][1,2,4]triazolo[4,3-d][1,4]oxazepin-3-yl)-1-methoxy-1-(5-methylpyrimidin-2-yl)propane-2-sulfonamide.</p> <p>¹H NMR (400 MHz, CDCl₃) δ 8.73 (dd, J=7.98, 1.97 Hz, 1 H) 8.66 (s, 2 H) 8.43 (dd, J=4.56, 1.97 Hz, 1 H) 7.22 (dd, J=7.93, 4.61 Hz, 1 H) 5.23 - 5.37 (m, 2 H) 5.09 (dd, J=13.58, 3.21 Hz, 1 H) 4.83 - 4.91 (m, 1 H) 4.31 (d, J=13.58 Hz, 1 H) 3.95 - 4.13 (m, 2 H) 3.66 (qd, J=7.01, 3.73 Hz, 1 H) 3.49 (s, 3 H) 2.37 (s, 3 H) 1.57 (d, J=7.05 Hz, 3 H) 1.54 (d, J=2.49 Hz, 3 H) 1.52 (d, J=2.49 Hz, 3 H). LCMS ESI (pos.) m/z: 504.0 (M+H)⁺.</p>
64.0	<p>The second diastereomer eluted from a ChromegaChiral CC4 column with 50% MeOH by SFC chiral separation of Example 56.0.</p>	 <p>(1R,2S)-N-((R)-5-(isopropoxymethyl)-5,6-dihydropyrido[3,2-f][1,2,4]triazolo[4,3-d][1,4]oxazepin-3-yl)-1-methoxy-1-(5-methylpyrimidin-2-yl)propane-2-sulfonamide or (1R,2S)-N-((S)-5-(isopropoxymethyl)-5,6-dihydropyrido[3,2-f][1,2,4]triazolo[4,3-d][1,4]oxazepin-3-yl)-1-methoxy-1-(5-methylpyrimidin-2-yl)propane-2-sulfonamide.</p>

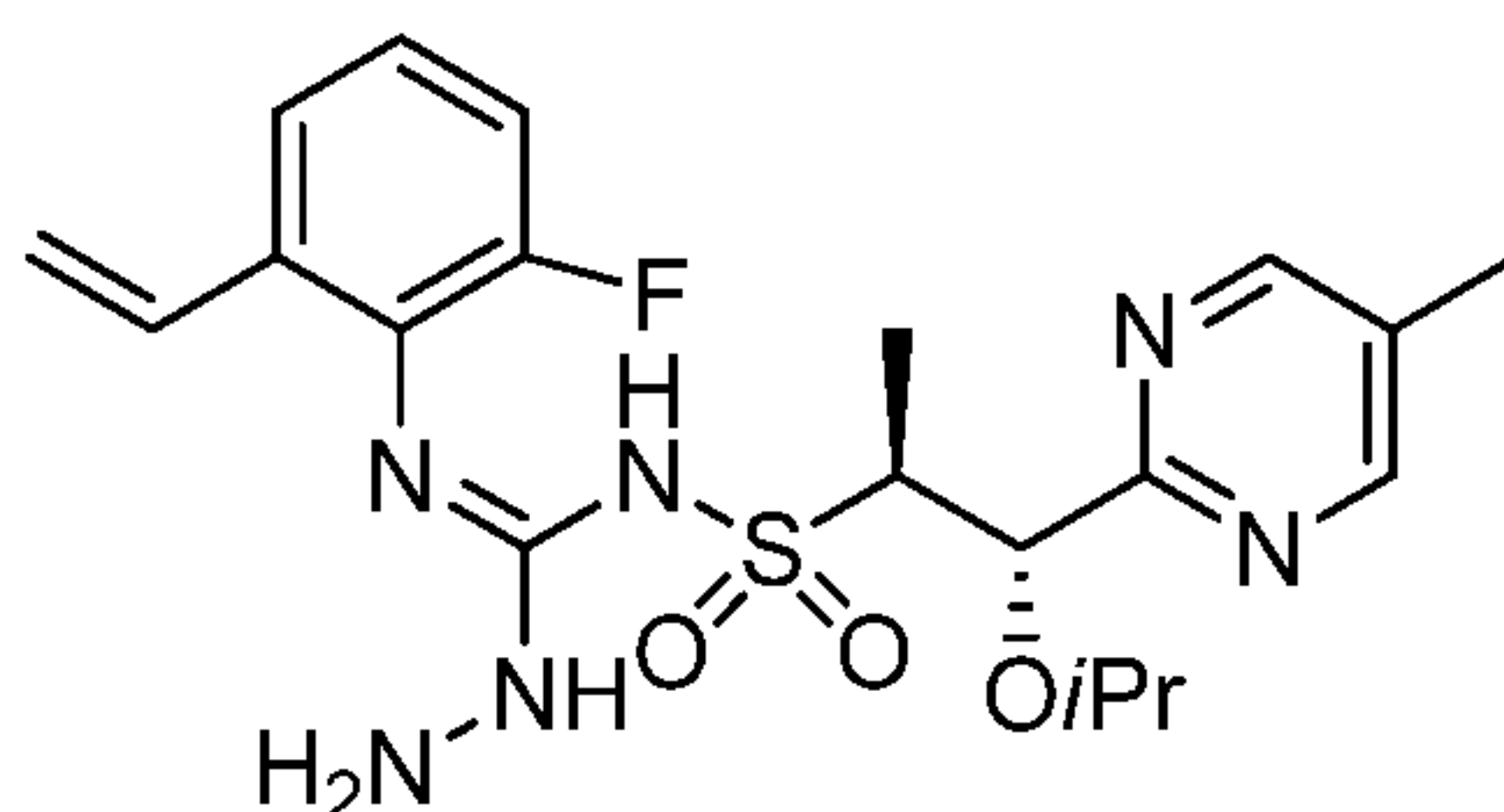
		<p>¹H NMR (400 MHz, CDCl₃) δ 8.74 (dd, J=7.93, 1.81 Hz, 1 H) 8.67 (s, 2 H) 8.43 (dd, J=4.46, 1.66 Hz, 1 H) 7.22 (dd, J=7.98, 4.56 Hz, 1 H) 5.19 - 5.33 (m, 2 H) 5.08 (dd, J=13.58, 3.21 Hz, 1 H) 4.90 (br s, 1 H) 4.27 (d, J=13.58 Hz, 1 H) 4.03 - 4.15 (m, 2 H) 3.59 - 3.71 (m, 1 H) 3.45 (s, 3 H) 2.39 (s, 3 H) 1.63 (d, J=7.05 Hz, 3 H) 1.54 (d, J=6.63 Hz, 3 H) 1.52 (d, J=6.63 Hz, 3 H). LCMS ESI (pos.) m/z: 504.0 (M+H)⁺.</p>
67.0	<p>The first diastereomer eluted from a Chiralpak AD-H column with 30% MeOH by chiral separation of Example 59.0.</p>	<div style="text-align: center;">  </div> <p>(1R,2S)-N-((5R)-5-(methoxymethyl)-5,6-dihydropyrido[3,2-f][1,2,4]triazolo[4,3-d][1,4]oxazepin-3-yl)-1-(5-methyl-2-pyrimidinyl)-1-(2-propanyloxy)-2-propanesulfonamide or (1R,2S)-N-((5S)-5-(methoxymethyl)-5,6-dihydropyrido[3,2-f][1,2,4]triazolo[4,3-d][1,4]oxazepin-3-yl)-1-(5-methyl-2-pyrimidinyl)-1-(2-propanyloxy)-2-propanesulfonamide.</p> <p>¹H NMR (400 MHz, CD₃OD) δ 8.81 (dd, J=7.98, 1.97 Hz, 1 H) 8.63 (s, 2 H) 8.36 (dd, J=4.66, 1.87 Hz, 1 H) 7.31 (dd, J=7.98, 4.66 Hz, 1 H) 5.17 (d, J=5.18 Hz, 1 H) 4.96 (dd, J=13.58, 3.42 Hz, 1 H) 4.59 - 4.68 (m, 1 H) 4.39 (d, J=13.48 Hz, 1 H) 3.79 - 3.85 (m, 1 H) 3.63 - 3.77 (m, 3 H) 3.42 (s, 3 H) 2.34 (s, 3 H) 1.49 (d, J=7.05 Hz, 3 H) 1.18 (d, J=6.12 Hz, 3 H) 0.98 (d, J=6.12 Hz, 3 H). LCMS ESI (pos.) m/z: 504.0 (M+H)⁺.</p>

<p>68.0</p>	<p>The second diastereomer eluted from a Chiralpak AD-H column with 30% MeOH by chiral separation of Example 59.0.</p>	 <p>(1R,2S)-N-((5R)-5-(methoxymethyl)-5,6-dihydropyrido[3,2-f][1,2,4]triazolo[4,3-d][1,4]oxazepin-3-yl)-1-(5-methyl-2-pyrimidinyl)-1-(2-propanyloxy)-2-propanesulfonamide or (1R,2S)-N-((5S)-5-(methoxymethyl)-5,6-dihydropyrido[3,2-f][1,2,4]triazolo[4,3-d][1,4]oxazepin-3-yl)-1-(5-methyl-2-pyrimidinyl)-1-(2-propanyloxy)-2-propanesulfonamide.</p> <p>¹H NMR (400 MHz, CD₃OD) δ 8.81 (dd, J=7.98, 1.87 Hz, 1 H) 8.62 (s, 2 H) 8.36 (dd, J=4.61, 1.81 Hz, 1 H) 7.31 (dd, J=7.88, 4.66 Hz, 1 H) 5.11 (d, J=5.81 Hz, 1 H) 4.97 (dd, J=13.48, 3.42 Hz, 1 H) 4.62 (td, J=6.56, 2.95 Hz, 1 H) 4.39 (d, J=13.48 Hz, 1 H) 3.63 - 3.77 (m, 4 H) 3.40 (s, 3 H) 2.34 (s, 3 H) 1.51 (d, J=6.95 Hz, 3 H) 1.21 (d, J=6.12 Hz, 3 H) 0.99 (d, J=6.12 Hz, 3 H). LCMS ESI (pos.) m/z: 504.2 (M+H)⁺.</p>
--------------------	---	---

<p>69.0</p>	<p>The first diastereomer eluted from a Chiralpak AD-H column with 25% MeOH by chiral separation of Example 61.0.</p>	 <p>(1S,2S)-N-((5R)-5-(methoxymethyl)-5,6-dihydropyrido[2,3-f][1,2,4]triazolo[4,3-d][1,4]oxazepin-3-yl)-1-(5-methyl-2-pyrimidinyl)-1-(2-propanyloxy)-2-propanesulfonamide or (1S,2S)-N-((5S)-5-(methoxymethyl)-5,6-dihydropyrido[2,3-f][1,2,4]triazolo[4,3-d][1,4]oxazepin-3-yl)-1-(5-methyl-2-pyrimidinyl)-1-(2-propanyloxy)-2-propanesulfonamide.</p> <p>¹H NMR (400 MHz, CD₃OD) δ 8.70 (d, J=0.62 Hz, 2 H) 8.44 (dd, J=4.30, 1.40 Hz, 1 H) 7.64 (dd, J=8.45, 1.40 Hz, 1 H) 7.53 (dd, J=8.45, 4.30 Hz, 1 H) 4.90 - 5.00 (m, 2 H) 4.80 (ddd, J=7.75, 5.42, 2.70 Hz, 1 H) 4.27 (d, J=13.37 Hz, 1 H) 3.69 - 3.81 (m, 3 H) 3.49 (m, 1 H) 3.42 (s, 3 H) 2.38 (s, 3 H) 1.36 (d, J=7.05 Hz, 3 H) 1.10 (d, J=6.01 Hz, 3 H) 0.85 (d, J=6.12 Hz, 3 H). LCMS ESI (pos.) m/z: 504.0 (M+H)⁺.</p>
--------------------	--	--

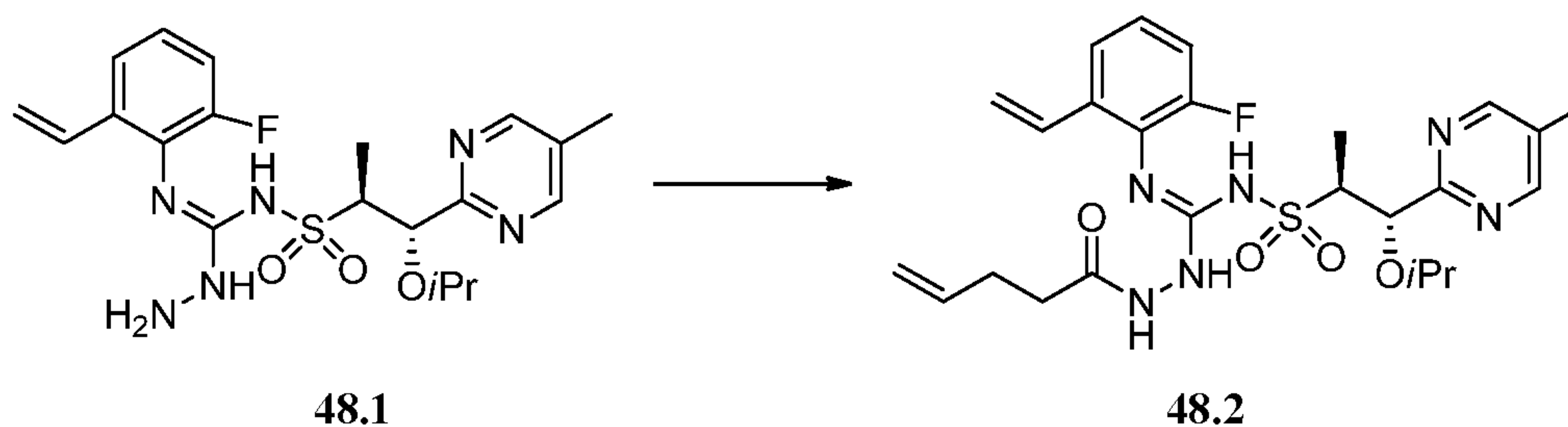
70.0	The second diastereomer eluted from a Chiralpak AD-H column with 25% MeOH by chiral separation of Example 61.0.	 <p>(1S,2S)-N-((5R)-5-(methoxymethyl)-5,6-dihydropyrido[2,3-f][1,2,4]triazolo[4,3-d][1,4]oxazepin-3-yl)-1-(5-methyl-2-pyrimidinyl)-1-(2-propanyloxy)-2-propanesulfonamide or (1S,2S)-N-((5S)-5-(methoxymethyl)-5,6-dihydropyrido[2,3-f][1,2,4]triazolo[4,3-d][1,4]oxazepin-3-yl)-1-(5-methyl-2-pyrimidinyl)-1-(2-propanyloxy)-2-propanesulfonamide.</p> <p>¹H NMR (400 MHz, CD₃OD) δ 8.68 (s, 2 H) 8.44 (dd, J=4.30, 1.30 Hz, 1 H) 7.65 (dd, J=8.40, 1.35 Hz, 1 H) 7.53 (dd, J=8.45, 4.30 Hz, 1 H) 4.91 - 5.02 (m, 2 H) 4.70 - 4.79 (m, 1 H) 4.29 (d, J=13.37 Hz, 1 H) 3.87 (dd, J=9.38, 4.51 Hz, 1 H) 3.66 - 3.81 (m, 2 H) 3.41 - 3.54 (m, 4 H) 2.37 (s, 3 H) 1.22 (d, J=7.05 Hz, 3 H) 1.12 (d, J=6.12 Hz, 3 H) 0.82 (d, J=6.12 Hz, 3 H). LCMS ESI (pos.) m/z: 504.0 (M+H)⁺.</p>
------	---	--

[0277] **Example 48.0. Preparation of (P) (1S,2S)-N-((Z)-11-fluoro-4,5-dihydrobenzo[g][1,2,4]triazolo[4,3-a]azocin-1-yl)-1-isopropoxy-1-(5-methylpyrimidin-2-yl)propane-2-sulfonamide or (M) (1S,2S)-N-((Z)-11-fluoro-4,5-dihydrobenzo[g][1,2,4]triazolo[4,3-a]azocin-1-yl)-1-isopropoxy-1-(5-methylpyrimidin-2-yl)propane-2-sulfonamide.**



48.1

[0278] **(Z)-N'-(2-Fluoro-6-vinylphenyl)-N-(((1S,2S)-1-isopropoxy-1-(5-methylpyrimidin-2-yl)propan-2-yl)sulfonyl)hydrazinecarboximidamide, Example 48.1.** To a solution of **Example 4.1** (0.80 g, 2.93 mmol) in ACN (15.0 mL) was added **Example 48.11** (0.525 g, 2.93 mmol) and cesium carbonate (1.9 g, 5.85 mmol). The mixture stirred at RT for 5 h after which LCMS indicated complete consumption of starting material. To the white slurry was added hydrazine monohydrate (0.34 g, 4.39 mmol) dropwise followed by portionwise addition of silver(I) nitrate (0.994 g, 5.85 mmol). The reaction was then stirred at RT. After 30 mins, the mixture was loaded directly onto silica gel and purified (30-100% EtOAc:EtOH (3:1) in heptane) to afford **Example 48.1** as a white solid (0.845 g, 2.0 mmol, 64.1 % yield). LCMS-ESI (pos.) m/z: 451.2 (M+H)⁺.

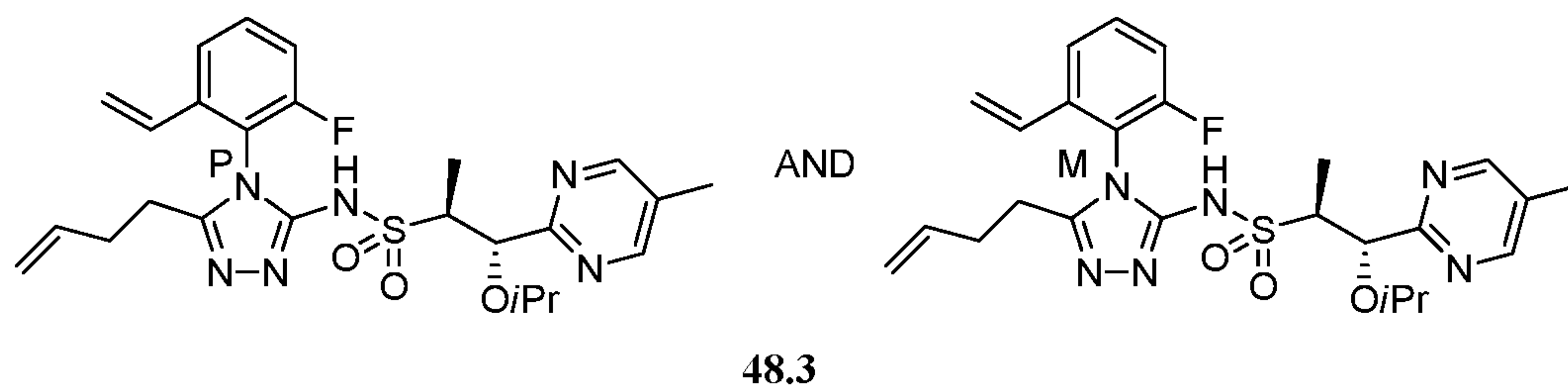


48.1

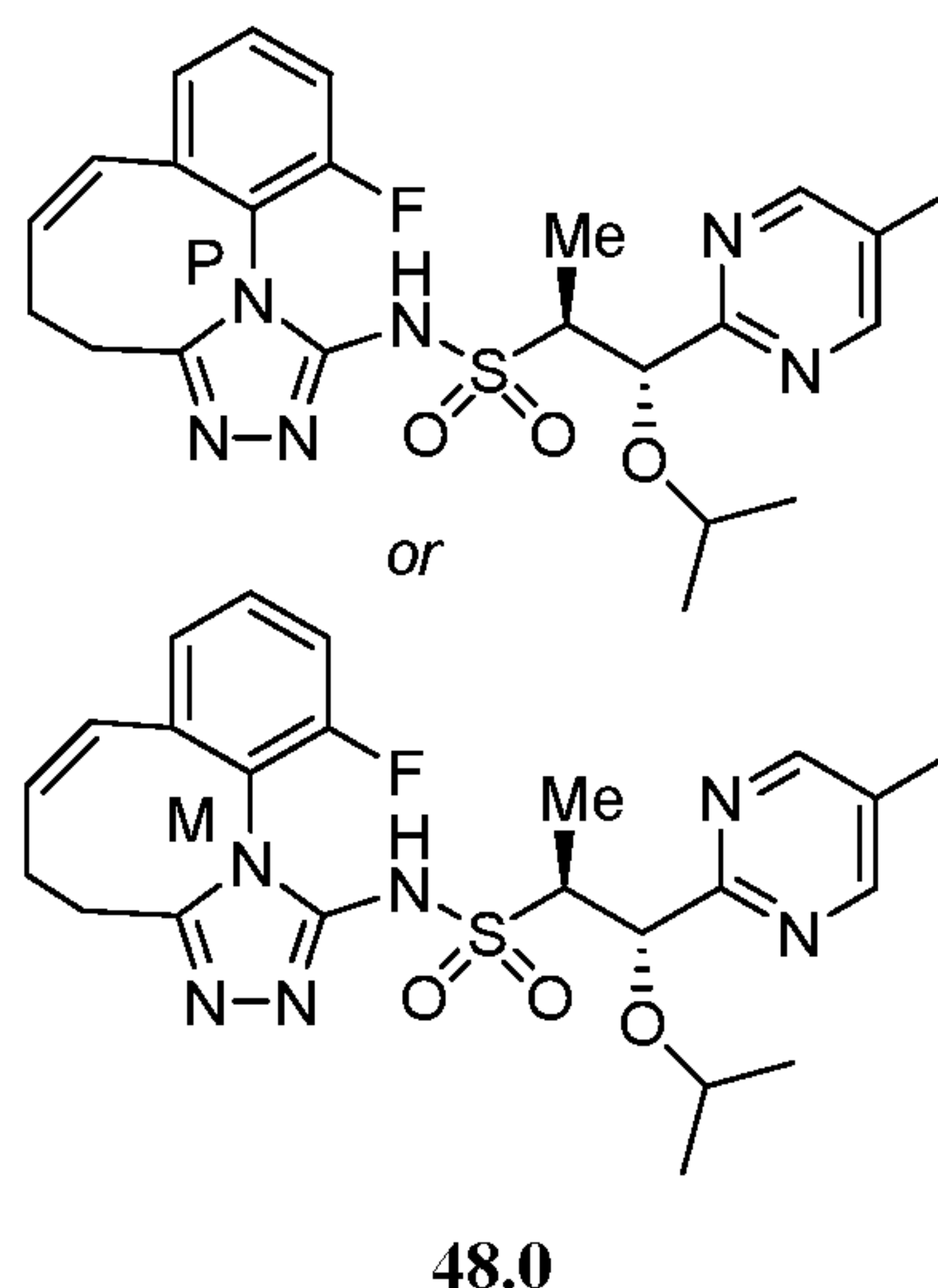
48.2

[0279] **(Z)-N'-(2-Fluoro-6-vinylphenyl)-N-(((1S,2S)-1-isopropoxy-1-(5-methylpyrimidin-2-yl)propan-2-yl)sulfonyl)-2-(pent-4-enoyl)hydrazinecarboximidamide, Example 48.2.** To a solution of pent-4-enoic acid (0.100 g, 1.00 mmol) in EtOAc (3.0 mL) was added Hünig's base (0.4 mL, 2.33 mmol) followed by addition of 1-propanephosphonic acid cyclic anhydride, (50 wt. % solution in EtOAc, 0.8 mL, 1.33 mmol). The mixture was then stirred at RT for 30 mins. To this clear solution was added **Example 48.1** (0.3 g, 0.67 mmol) in one portion, and the reaction was allowed to stir at RT. After 1 h, LCMS indicated complete consumption of starting materials. The reaction was concentrated in vacuo, and the mixture was loaded directly on to silica gel and purified (30-100% EtOAc:EtOH 3:1 in heptane) to to afford

Example 48.2 as a white solid (0.347 g, 0.65 mmol, 98 % yield). LCMS-ESI (pos.) m/z: 533.2 (M+H)⁺.



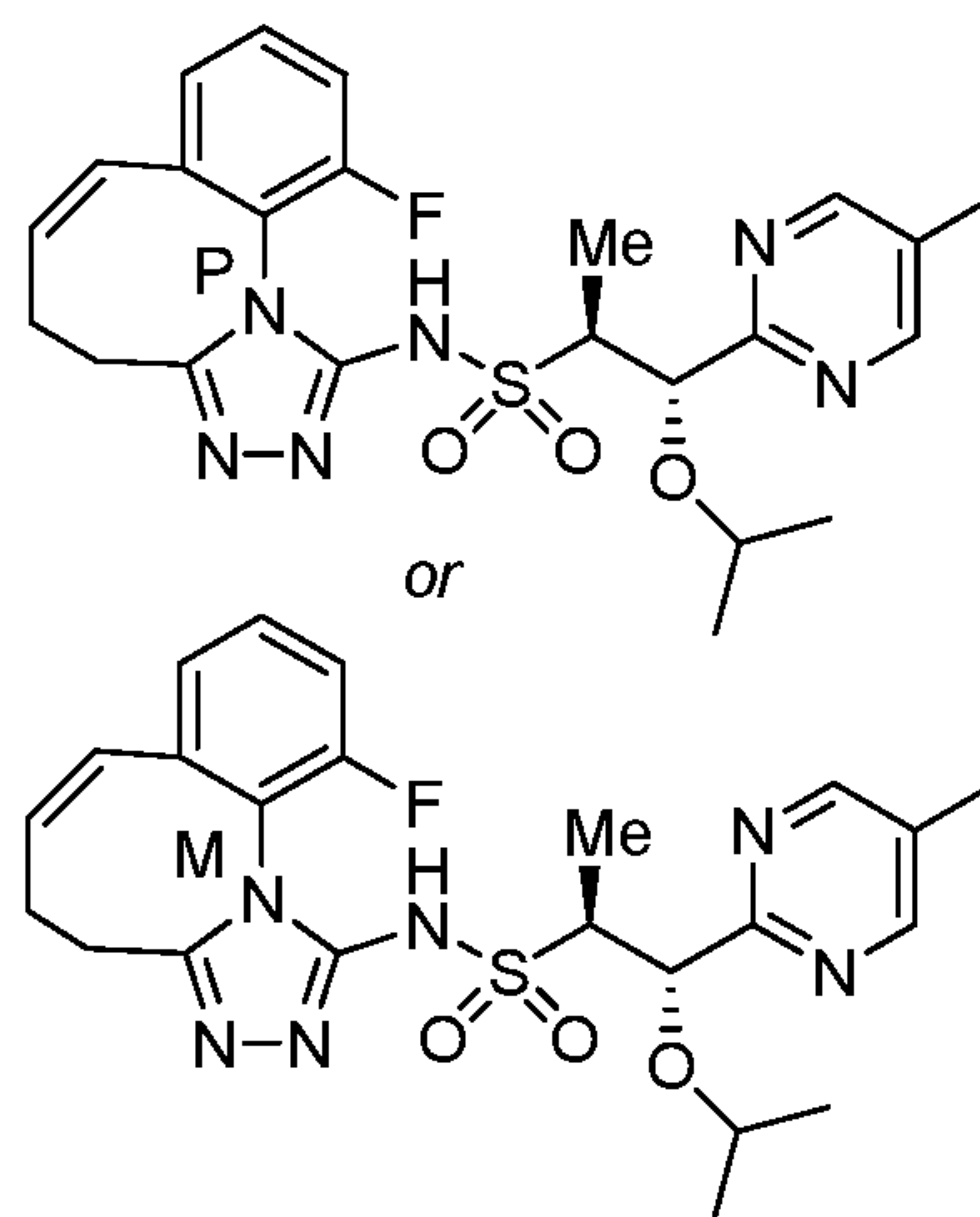
[0280] **(P)(1S,2S)-N-(5-(But-3-en-1-yl)-4-(2-fluoro-6-vinylphenyl)-4H-1,2,4-triazol-3-yl)-1-isopropoxy-1-(5-methylpyrimidin-2-yl)propane-2-sulfonamide and (M)(1S,2S)-N-(5-(but-3-en-1-yl)-4-(2-fluoro-6-vinylphenyl)-4H-1,2,4-triazol-3-yl)-1-isopropoxy-1-(5-methylpyrimidin-2-yl)propane-2-sulfonamide, Example 48.3.** To a solution of **Example 48.2** (0.355 g, 0.597 mmol) in water (4.0 mL) was added potassium hydroxide (6N, 0.12 mL, 0.716 mmol). The resulting mixture was then heated to 100 °C. After 3 h, LCMS suggested loss of the of the starting material. The mixture was then neutralized to pH 7 using 1M HCl, diluted with water, and extracted with DCM. The combined organic layers were washed with water, brine, dried over sodium sulfate, and concentrated in vacuo. The material was purified by flash chromatography (0-100% EtOAc:EtOH (3:1) in Heptanes) to afford **Example 48.3** (0.268 g, 0.52 mmol, 87 % yield) as mixture of atropisomers. Mass Spectrum (pos.) m/z: 515.2 (M+H)⁺.



[0281] **(P)(1S,2S)-N-((Z)-11-Fluoro-4,5-dihydrobenzo[g][1,2,4]triazolo[4,3-a]azocin-1-yl)-1-isopropoxy-1-(5-methylpyrimidin-2-yl)propane-2-sulfonamide or (M)(1S,2S)-N-((Z)-11-fluoro-4,5-dihydrobenzo[g][1,2,4]triazolo[4,3-a]azocin-1-yl)-1-**

isopropoxy-1-(5-methylpyrimidin-2-yl)propane-2-sulfonamide, Example 48.0. To a solution of **Example 48.3** (0.100 g, 0.194 mmol) in DCM (10.0 mL) under nitrogen atmosphere was added Grubb's 2nd generation catalyst (49.5 mg, 0.058 mmol). The reaction mixture was allowed to warm to 40 °C. After 16 h, LCMS suggested complete conversion of starting material. The reaction mixture was concentrated in vacuo. The mixture was purified by preparative SFC using the following method: Column: Chiralpak AD-H, Mobile Phase: 85:15 (A:B) A: Liquid CO₂, B: MeOH to deliver **Example 48.0** as peak 1 (19 mg, 0.039 mmol, 20 % yield): ¹H NMR (600 MHz, DMSO-*d*₆) δ 12.90 (br s, 1 H), 8.64 (s, 2 H), 7.60 (td, *J*=8.02, 5.53 Hz, 1 H), 7.41 (br t, *J*=8.88 Hz, 1 H), 7.23 (d, *J*=7.86 Hz, 1 H), 6.46 - 6.56 (m, 1 H), 5.87 - 5.98 (m, 1 H), 4.76 (d, *J*=6.62 Hz, 1 H), 2.83 - 2.90 (m, 1 H), 2.61 - 2.70 (m, 2 H), 2.36 - 2.46 (m, 3 H), 2.27 (s, 3 H), 1.02 (d, *J*=7.08 Hz, 3 H), 0.99 (d, *J*=5.99 Hz, 3 H), 0.80 (d, *J*=6.15 Hz, 3 H). LCMS ESI (pos.) *m/z*: 487.2 (M+H)⁺.

[0282] **Example 49.0. Preparation of (*P*)(1*S*,2*S*)-N-((*Z*)-11-fluoro-4,5-dihydrobenzo[*g*][1,2,4]triazolo[4,3-*a*]azocin-1-yl)-1-isopropoxy-1-(5-methylpyrimidin-2-yl)propane-2-sulfonamide or (*M*)(1*S*,2*S*)-N-((*Z*)-11-fluoro-4,5-dihydrobenzo[*g*][1,2,4]triazolo[4,3-*a*]azocin-1-yl)-1-isopropoxy-1-(5-methylpyrimidin-2-yl)propane-2-sulfonamide.**



49.0

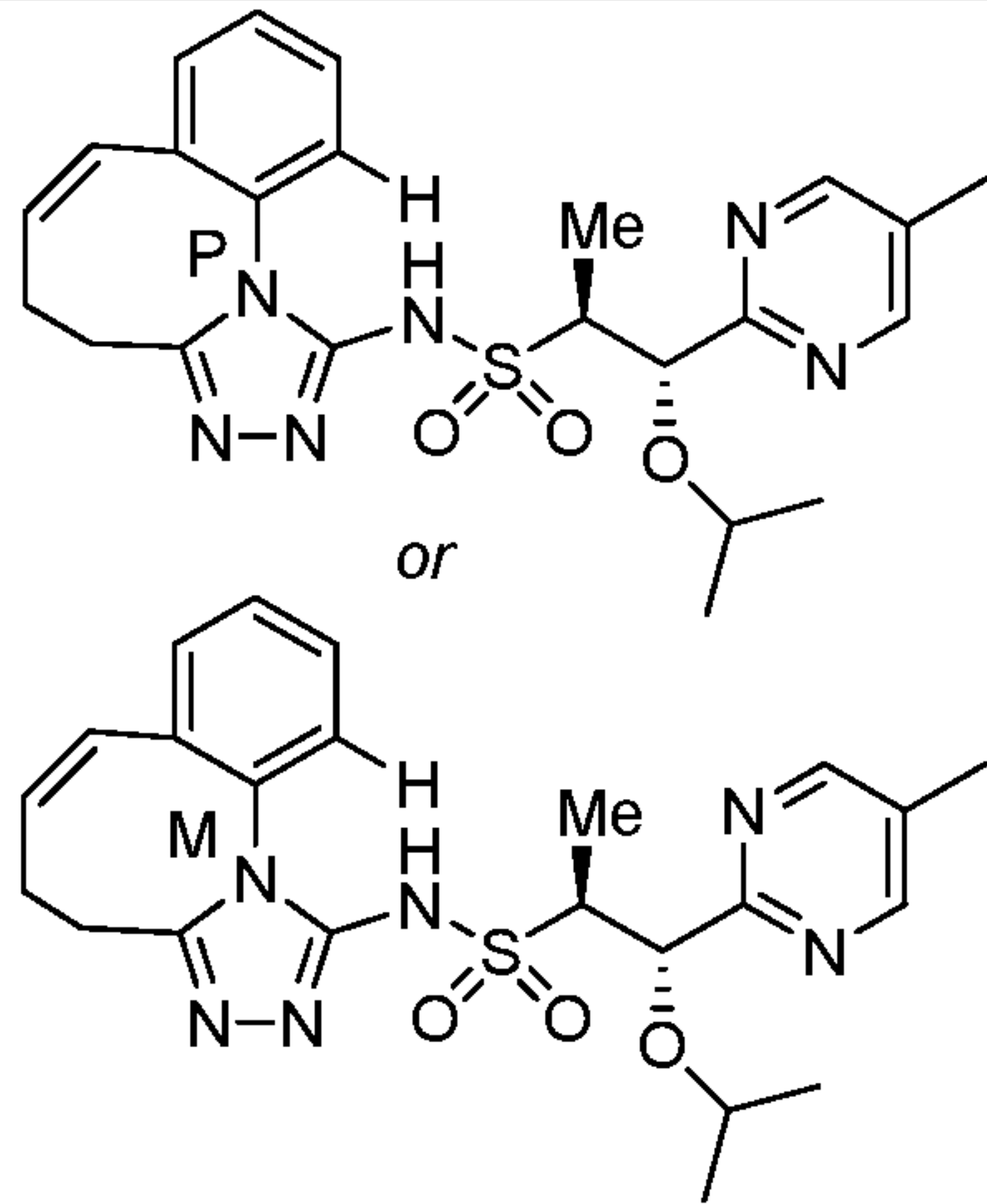
[0283] **(*P*)(1*S*,2*S*)-N-((*Z*)-11-Fluoro-4,5-dihydrobenzo[*g*][1,2,4]triazolo[4,3-*a*]azocin-1-yl)-1-isopropoxy-1-(5-methylpyrimidin-2-yl)propane-2-sulfonamide or (*M*)(1*S*,2*S*)-N-((*Z*)-11-fluoro-4,5-dihydrobenzo[*g*][1,2,4]triazolo[4,3-*a*]azocin-1-yl)-1-isopropoxy-1-(5-methylpyrimidin-2-yl)propane-2-sulfonamide, Example 49.0.**

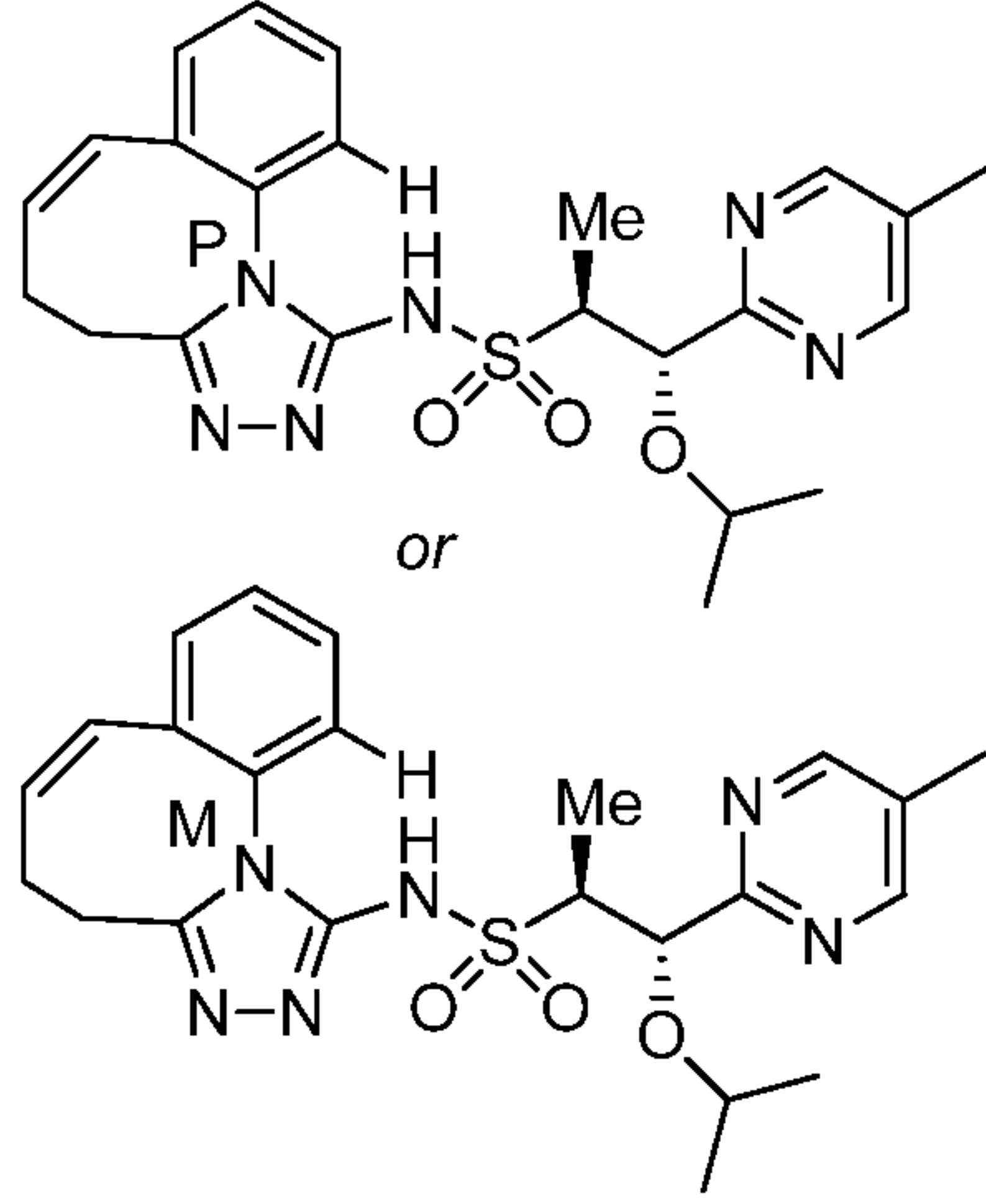
Further elution following the procedure described in **Example 48.0** delivered **Example**

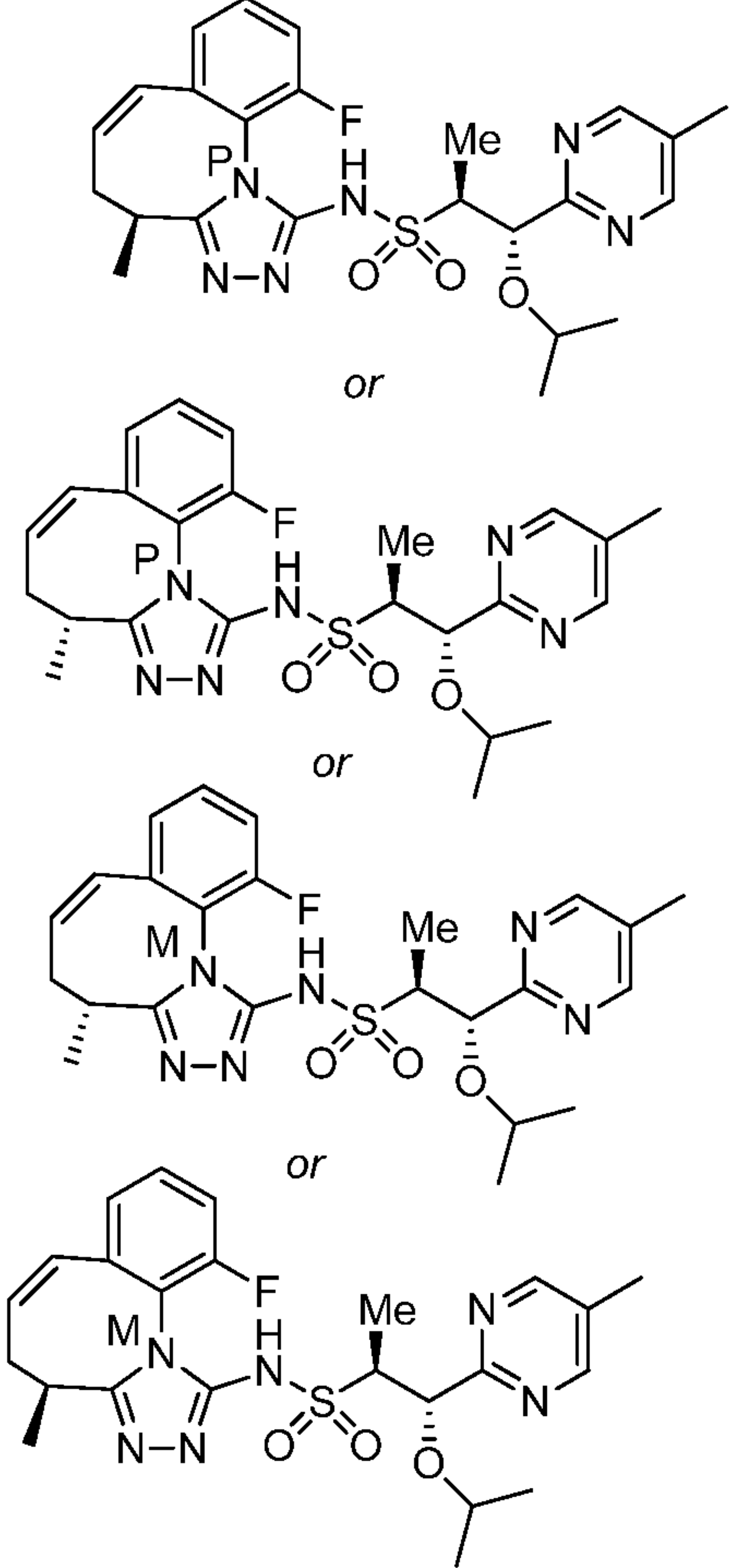
49.0 as peak 2 (26.8 mg, 0.055 mmol, 28 % yield). $^1\text{H NMR}$ (600 MHz, $\text{DMSO-}d_6$) δ 12.86 - 13.07 (m, 1 H), 8.64 (s, 2 H), 7.59 (td, $J=7.94, 5.45$ Hz, 1 H), 7.40 (br t, $J=8.95$ Hz, 1 H), 7.22 (d, $J=7.79$ Hz, 1 H), 6.52 (br d, $J=12.92$ Hz, 1 H), 5.89 - 5.99 (m, 1 H), 4.71 (d, $J=7.47$ Hz, 1 H), 3.41 - 3.51 (m, 1 H), 2.81 - 2.91 (m, 1 H), 2.59 - 2.71 (m, 1 H), 2.36 - 2.46 (m, 3 H), 2.27 (s, 3 H), 0.89 - 0.94 (m, 6 H), 0.76 (d, $J=6.07$ Hz, 3 H). LCMS ESI (pos.) m/z : 487.2 ($\text{M}+\text{H}$) $^+$.

[0284] The compounds in the following table were synthesized following the procedure in **Example 48.0** using the known starting material as described.

Table 5

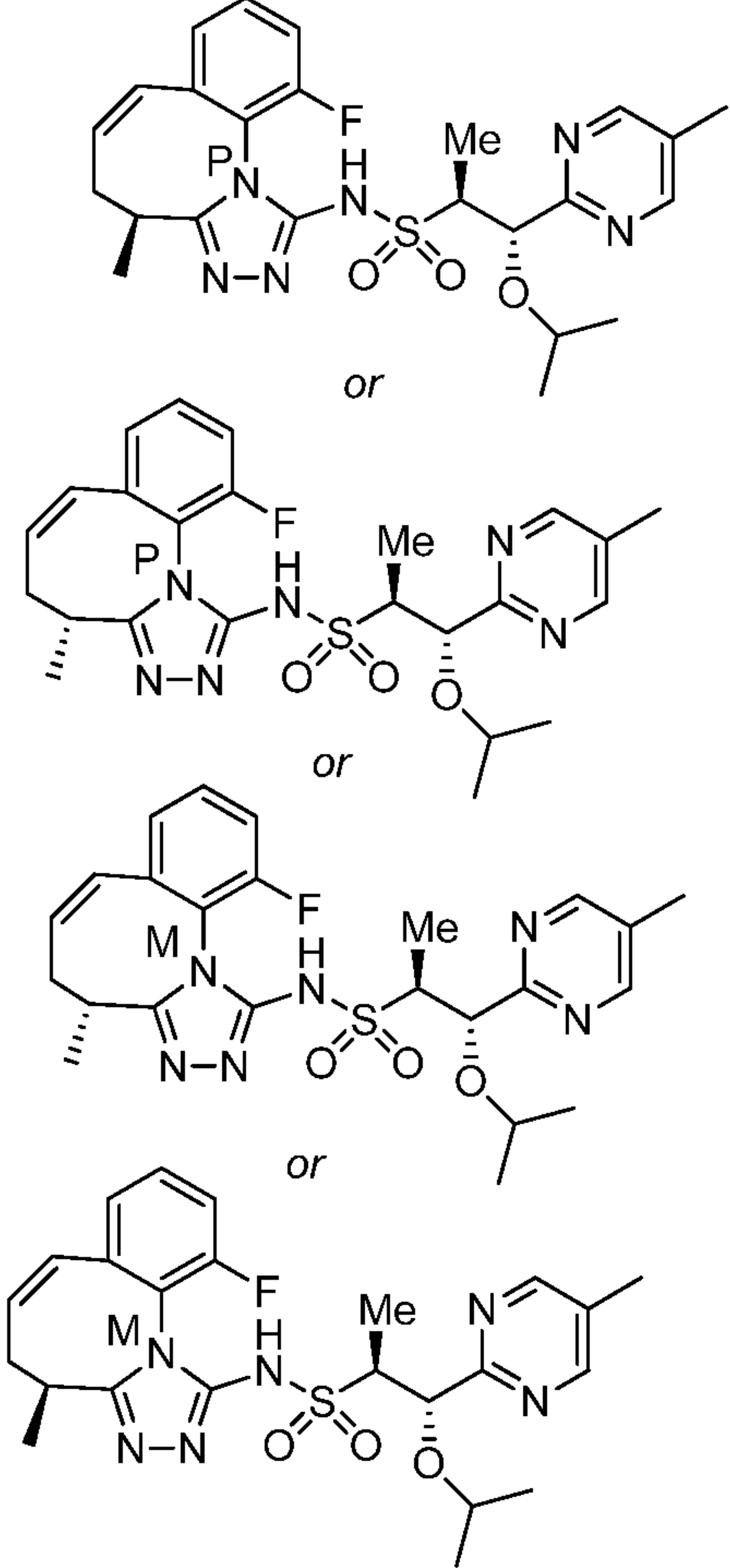
Example	Reagents	Structure, Name and Data
46.0	(1S,2S)-1-isopropoxy-1-(5-methylpyrimidin-2-yl)propane-2-sulfonamide (Example 4.1), 1-isothiocyanato-2-vinylbenzene (Example 46.1), and pent-4-enoic acid (commercially available from Sigma Aldrich). The mixture was purified by preparative SFC using the following method: Column: Chiralpak AS-H, Mobile Phase: 65:35 (A:B) A: Liquid CO_2 , B: MeOH to deliver peak 1.	 <p>(P) (1S,2S)-N-((Z)-4,5-dihydrobenzo[g][1,2,4]triazolo[4,3-a]azocin-1-yl)-1-isopropoxy-1-(5-methylpyrimidin-2-yl)propane-2-sulfonamide or (M) (1S,2S)-N-((Z)-4,5-dihydrobenzo[g][1,2,4]triazolo[4,3-a]azocin-1-yl)-1-isopropoxy-1-(5-methylpyrimidin-2-yl)propane-2-sulfonamide.</p> <p>$^1\text{H NMR}$ (500 MHz, CDCl_3) δ 11.88 - 12.47 (m, 1 H), 8.70 (br s, 2 H), 7.60 - 7.69 (m, 1 H), 7.39 - 7.47 (m, 2 H), 7.31 (br d, $J=6.36$ Hz, 1 H), 6.45 (br d, $J=12.59$ Hz, 1 H), 5.77 - 5.90 (m, 1 H), 4.94 (br t, $J=4.87$ Hz, 1 H), 3.75 - 3.88 (m, 1 H), 3.54 (dt, $J=12.16, 6.05$ Hz, 1 H), 2.89 (br dd, $J=9.60, 4.41$ Hz, 1 H), 2.63 - 2.74 (m, 2 H), 2.47 - 2.63 (m, 1 H), 2.39 (br s, 3 H), 1.34 - 1.40 (m, 3 H), 1.05 - 1.10</p>

		(m, 3 H), 0.95 (br d, $J=5.32$ Hz, 3 H). LCMS ESI (pos.) m/z: 469.2 (M+H) ⁺ .
47.0	<p>(1S,2S)-1-isopropoxy-1-(5-methylpyrimidin-2-yl)propane-2-sulfonamide (Example 4.1), 1-isothiocyanato-2-vinylbenzene (Example 46.1), and pent-4-enoic acid (commercially available from Sigma Aldrich).</p> <p>The mixture was purified by preparative SFC using the following method: Column: Chiralpak AS-H, Mobile Phase: 65:35 (A:B) A: Liquid CO₂, B: MeOH to deliver peak 2.</p>	 <p>(P) (1S,2S)-N-((Z)-4,5-dihydrobenzo[g][1,2,4]triazolo[4,3-a]azocin-1-yl)-1-isopropoxy-1-(5-methylpyrimidin-2-yl)propane-2-sulfonamide or (M) (1S,2S)-N-((Z)-4,5-dihydrobenzo[g][1,2,4]triazolo[4,3-a]azocin-1-yl)-1-isopropoxy-1-(5-methylpyrimidin-2-yl)propane-2-sulfonamide.</p> <p>¹H NMR (500 MHz, CDCl₃) δ 11.92 - 12.47 (m, 1 H), 8.77 (s, 2 H), 7.46 - 7.52 (m, 1 H), 7.36 - 7.46 (m, 2 H), 7.30 (br d, $J=7.91$ Hz, 1 H), 6.39 (br d, $J=12.33$ Hz, 1 H), 5.73 - 5.94 (m, 1 H), 4.96 (d, $J=2.98$ Hz, 1 H), 3.81 - 3.92 (m, 1 H), 3.61 - 3.72 (m, 1 H), 2.85 - 2.96 (m, 1 H), 2.50 - 2.75 (m, 3 H), 2.41 (s, 3 H), 1.62 (d, $J=7.01$ Hz, 3 H), 1.18 (d, $J=5.84$ Hz, 3 H), 1.04 (d, $J=5.97$ Hz, 3 H). LCMS ESI (pos.) m/z: 469.2 (M+H)⁺.</p>

<p>50.0</p>	<p>(P)(1S,2S)-N-(4-(2-fluoro-6-vinylphenyl)-5-((S)-pent-4-en-2-yl)-4H-1,2,4-triazol-3-yl)-1-isopropoxy-1-(5-methylpyrimidin-2-yl)propane-2-sulfonamide or (M)(1S,2S)-N-(4-(2-fluoro-6-vinylphenyl)-5-((S)-pent-4-en-2-yl)-4H-1,2,4-triazol-3-yl)-1-isopropoxy-1-(5-methylpyrimidin-2-yl)propane-2-sulfonamide or (P)(1S,2S)-N-(4-(2-fluoro-6-vinylphenyl)-5-((R)-pent-4-en-2-yl)-4H-1,2,4-triazol-3-yl)-1-isopropoxy-1-(5-methylpyrimidin-2-yl)propane-2-sulfonamide or (M)(1S,2S)-N-(4-(2-fluoro-6-vinylphenyl)-5-((R)-pent-4-en-2-yl)-4H-1,2,4-triazol-3-yl)-1-isopropoxy-1-(5-methylpyrimidin-2-yl)propane-2-sulfonamide (Example 50.3, peak 1).</p>	 <p>(P)(1S,2S)-N-((R,Z)-11-fluoro-4-methyl-4,5-dihydrobenzo[g][1,2,4]triazolo[4,3-a]azocin-1-yl)-1-isopropoxy-1-(5-methylpyrimidin-2-yl)propane-2-sulfonamide or (P)(1S,2S)-N-((S,Z)-11-fluoro-4-methyl-4,5-dihydrobenzo[g][1,2,4]triazolo[4,3-a]azocin-1-yl)-1-isopropoxy-1-(5-methylpyrimidin-2-yl)propane-2-sulfonamide or (M)(1S,2S)-N-((R,Z)-11-fluoro-4-methyl-4,5-dihydrobenzo[g][1,2,4]triazolo[4,3-a]azocin-1-yl)-1-isopropoxy-1-(5-methylpyrimidin-2-yl)propane-2-sulfonamide or (M)(1S,2S)-N-((S,Z)-11-fluoro-4-methyl-4,5-dihydrobenzo[g][1,2,4]triazolo[4,3-a]azocin-1-yl)-1-isopropoxy-1-(5-methylpyrimidin-2-yl)propane-2-sulfonamide. ¹H NMR (600 MHz, DMSO-<i>d</i>₆) δ 12.73 - 12.91 (m,</p>
--------------------	--	--

		<p>1 H), 8.64 (s, 2 H), 7.61 (td, $J=8.02, 5.45$ Hz, 1 H), 7.46 (t, $J=8.99$ Hz, 1 H), 7.18 (d, $J=7.71$ Hz, 1 H), 6.70 (d, $J=10.43$ Hz, 1 H), 6.17 (td, $J=9.83, 7.05$ Hz, 1 H), 4.70 (d, $J=6.15$ Hz, 1 H), 2.42 - 2.55 (m, 4 H), 2.27 (s, 3 H), 1.67 - 1.77 (m, 1 H), 1.08 (d, $J=7.01$ Hz, 3 H), 1.02 (d, $J=7.01$ Hz, 3 H), 0.98 (d, $J=6.07$ Hz, 3 H), 0.81 (d, $J=6.15$ Hz, 3 H). LCMS ESI (pos.) m/z: 501.2 (M+H)⁺.</p>
<p>51.0</p>	<p>(P)(1S,2S)-N-(4-(2-fluoro-6-vinylphenyl)-5-((S)-pent-4-en-2-yl)-4H-1,2,4-triazol-3-yl)-1-isopropoxy-1-(5-methylpyrimidin-2-yl)propane-2-sulfonamide or (M)(1S,2S)-N-(4-(2-fluoro-6-vinylphenyl)-5-((S)-pent-4-en-2-yl)-4H-1,2,4-triazol-3-yl)-1-isopropoxy-1-(5-methylpyrimidin-2-yl)propane-2-sulfonamide or (P)(1S,2S)-N-(4-(2-fluoro-6-vinylphenyl)-5-((R)-pent-4-en-2-yl)-4H-1,2,4-triazol-3-yl)-1-isopropoxy-1-(5-methylpyrimidin-2-yl)propane-2-sulfonamide or (M)(1S,2S)-N-(4-(2-fluoro-6-vinylphenyl)-5-((R)-pent-4-en-2-yl)-4H-1,2,4-triazol-3-yl)-1-isopropoxy-1-(5-methylpyrimidin-2-yl)propane-2-sulfonamide (Example 50.4, peak 2).</p>	<p>(P)(1S,2S)-N-((R,Z)-11-fluoro-4-methyl-4,5-dihydrobenzo[g][1,2,4]triazolo[4,3-a]azocin-1-yl)-1-isopropoxy-1-(5-methylpyrimidin-2-yl)propane-2-sulfonamide or (P)(1S,2S)-N-((S,Z)-11-fluoro-4-methyl-4,5-dihydrobenzo[g][1,2,4]triazolo[4,3-a]azocin-1-yl)-1-isopropoxy-1-(5-methylpyrimidin-2-yl)propane-2-sulfonamide or (M)(1S,2S)-N-</p>

	<p>((R,Z)-11-fluoro-4-methyl-4,5-dihydrobenzo[g][1,2,4]triazolo[4,3-a]azocin-1-yl)-1-isopropoxy-1-(5-methylpyrimidin-2-yl)propane-2-sulfonamide or (M)(1S,2S)-N-((S,Z)-11-fluoro-4-methyl-4,5-dihydrobenzo[g][1,2,4]triazolo[4,3-a]azocin-1-yl)-1-isopropoxy-1-(5-methylpyrimidin-2-yl)propane-2-sulfonamide.</p> <p>¹H NMR (600 MHz, DMSO-<i>d</i>₆) δ 12.97 (br s, 1 H), 8.65 (s, 2 H), 7.59 (td, <i>J</i>=8.04, 5.49 Hz, 1 H), 7.36 - 7.44 (m, 1 H), 7.24 (d, <i>J</i>=7.79 Hz, 1 H), 6.45 (br d, <i>J</i>=12.92 Hz, 1 H), 5.80 - 5.90 (m, 1 H), 4.77 (d, <i>J</i>=6.23 Hz, 1 H), 2.88 - 2.98 (m, 2 H), 2.65 - 2.73 (m, 1 H), 2.27 (s, 3 H), 2.15 - 2.23 (m, 1 H), 1.24 (d, <i>J</i>=6.77 Hz, 3 H), 1.07 (d, <i>J</i>=7.08 Hz, 3 H), 0.99 (d, <i>J</i>=5.99 Hz, 3 H), 0.79 (d, <i>J</i>=6.15 Hz, 3 H).</p> <p>LCMS ESI (pos.) <i>m/z</i>: 501.2 (M+H)⁺.</p>
--	---

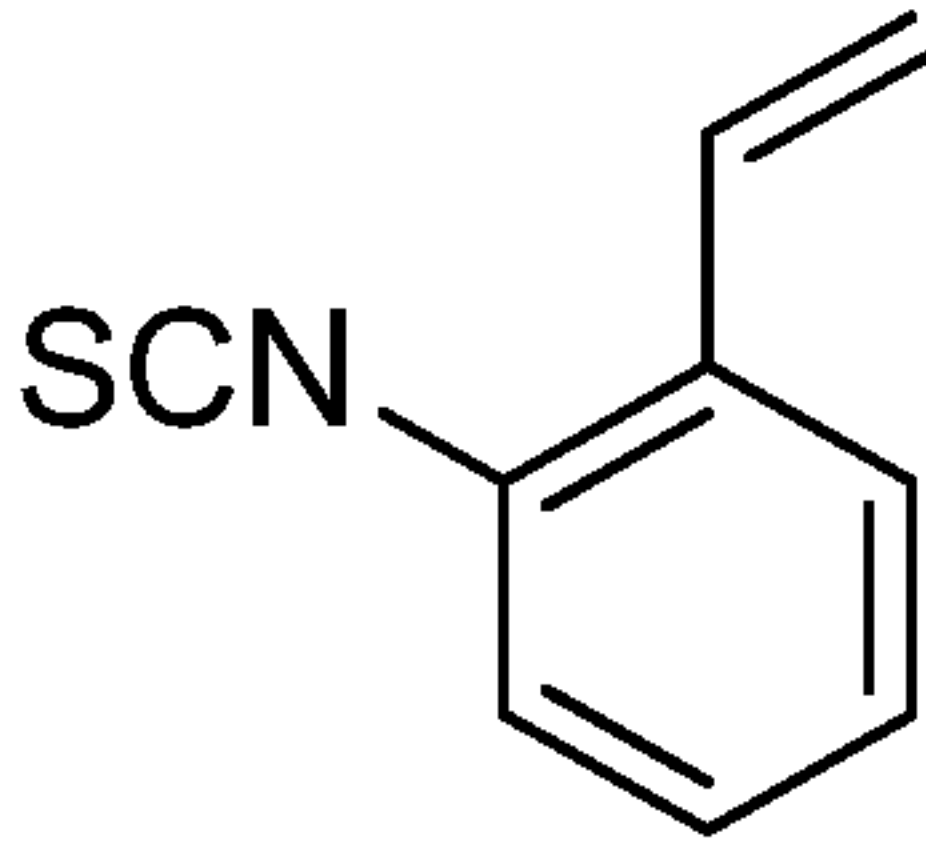
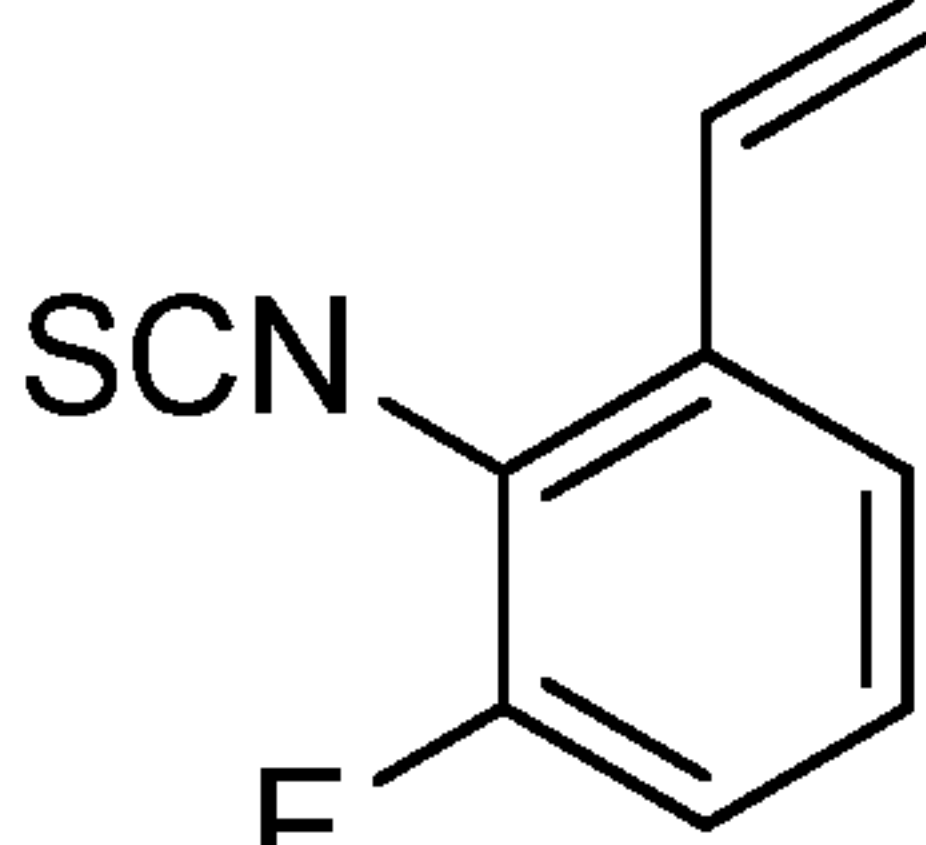
<p>52.0</p>	<p>(P)(1S,2S)-N-(4-(2-fluoro-6-vinylphenyl)-5-((S)-pent-4-en-2-yl)-4H-1,2,4-triazol-3-yl)-1-isopropoxy-1-(5-methylpyrimidin-2-yl)propane-2-sulfonamide or (M)(1S,2S)-N-(4-(2-fluoro-6-vinylphenyl)-5-((S)-pent-4-en-2-yl)-4H-1,2,4-triazol-3-yl)-1-isopropoxy-1-(5-methylpyrimidin-2-yl)propane-2-sulfonamide or (P)(1S,2S)-N-(4-(2-fluoro-6-vinylphenyl)-5-((R)-pent-4-en-2-yl)-4H-1,2,4-triazol-3-yl)-1-isopropoxy-1-(5-methylpyrimidin-2-yl)propane-2-sulfonamide or (M)(1S,2S)-N-(4-(2-fluoro-6-vinylphenyl)-5-((R)-pent-4-en-2-yl)-4H-1,2,4-triazol-3-yl)-1-isopropoxy-1-(5-methylpyrimidin-2-yl)propane-2-sulfonamide (Example 50.5, peak 3).</p>	 <p>(P)(1S,2S)-N-((R,Z)-11-fluoro-4-methyl-4,5-dihydrobenzo[g][1,2,4]triazolo[4,3-a]azocin-1-yl)-1-isopropoxy-1-(5-methylpyrimidin-2-yl)propane-2-sulfonamide or (P)(1S,2S)-N-((S,Z)-11-fluoro-4-methyl-4,5-dihydrobenzo[g][1,2,4]triazolo[4,3-a]azocin-1-yl)-1-isopropoxy-1-(5-methylpyrimidin-2-yl)propane-2-sulfonamide or (M)(1S,2S)-N-((R,Z)-11-fluoro-4-methyl-4,5-dihydrobenzo[g][1,2,4]triazolo[4,3-a]azocin-1-yl)-1-isopropoxy-1-(5-methylpyrimidin-2-yl)propane-2-sulfonamide or (M)(1S,2S)-N-((S,Z)-11-fluoro-4-methyl-4,5-dihydrobenzo[g][1,2,4]triazolo[4,3-a]azocin-1-yl)-1-isopropoxy-1-(5-methylpyrimidin-2-yl)propane-2-sulfonamide. ¹H NMR (600 MHz, DMSO-<i>d</i>₆) δ 12.79 - 13.23 (m,</p>
--------------------	---	---

		<p>1 H), 8.64 (s, 2 H), 7.59 (td, $J=8.02, 5.53$ Hz, 1 H), 7.39 (t, $J=8.95$ Hz, 1 H), 7.23 (d, $J=7.86$ Hz, 1 H), 6.45 (br d, $J=12.92$ Hz, 1 H), 5.81 - 5.92 (m, 1 H), 4.72 (d, $J=7.40$ Hz, 1 H), 3.42 - 3.50 (m, 2 H), 2.90 - 2.98 (m, 1 H), 2.66 - 2.75 (m, 1 H), 2.27 (s, 3 H), 2.16 - 2.24 (m, 1 H), 1.25 (d, $J=6.77$ Hz, 3 H), 0.82 - 1.03 (m, 6 H), 0.75 (d, $J=6.15$ Hz, 3 H). LCMS ESI (pos.) m/z: 501.2 (M+H)⁺.</p>
<p>53.0</p>	<p>(P)(1S,2S)-N-(4-(2-fluoro-6-vinylphenyl)-5-((S)-pent-4-en-2-yl)-4H-1,2,4-triazol-3-yl)-1-isopropoxy-1-(5-methylpyrimidin-2-yl)propane-2-sulfonamide or (M)(1S,2S)-N-(4-(2-fluoro-6-vinylphenyl)-5-((S)-pent-4-en-2-yl)-4H-1,2,4-triazol-3-yl)-1-isopropoxy-1-(5-methylpyrimidin-2-yl)propane-2-sulfonamide or (P)(1S,2S)-N-(4-(2-fluoro-6-vinylphenyl)-5-((R)-pent-4-en-2-yl)-4H-1,2,4-triazol-3-yl)-1-isopropoxy-1-(5-methylpyrimidin-2-yl)propane-2-sulfonamide or (M)(1S,2S)-N-(4-(2-fluoro-6-vinylphenyl)-5-((R)-pent-4-en-2-yl)-4H-1,2,4-triazol-3-yl)-1-isopropoxy-1-(5-methylpyrimidin-2-yl)propane-2-sulfonamide (Example 50.6, peak 4).</p>	<p>(P)(1S,2S)-N-((R,Z)-11-fluoro-4-methyl-4,5-dihydrobenzo[g][1,2,4]triazolo[4,3-a]azocin-1-yl)-1-isopropoxy-1-(5-methylpyrimidin-2-yl)propane-2-sulfonamide or (P)(1S,2S)-N-((S,Z)-11-fluoro-4-methyl-4,5-dihydrobenzo[g][1,2,4]triazolo[4,3-a]azocin-1-yl)-1-isopropoxy-1-(5-methylpyrimidin-2-yl)propane-2-sulfonamide or (M)(1S,2S)-N-</p>

		<p>((R,Z)-11-fluoro-4-methyl-4,5-dihydrobenzo[g][1,2,4]triazolo[4,3-a]azocin-1-yl)-1-isopropoxy-1-(5-methylpyrimidin-2-yl)propane-2-sulfonamide or (M)(1S,2S)-N-((S,Z)-11-fluoro-4-methyl-4,5-dihydrobenzo[g][1,2,4]triazolo[4,3-a]azocin-1-yl)-1-isopropoxy-1-(5-methylpyrimidin-2-yl)propane-2-sulfonamide.</p> <p>¹H NMR (600 MHz, DMSO-<i>d</i>₆) δ 12.41 - 13.21 (m, 1 H), 8.64 (s, 2 H), 7.60 (td, <i>J</i>=7.96, 5.64 Hz, 1 H), 7.45 (t, <i>J</i>=8.88 Hz, 1 H), 7.17 (d, <i>J</i>=7.71 Hz, 1 H), 6.70 (d, <i>J</i>=10.43 Hz, 1 H), 6.11 - 6.21 (m, 1 H), 4.64 (d, <i>J</i>=7.78 Hz, 1 H), 3.38 - 3.46 (m, 2 H), 2.40 - 2.48 (m, 2 H), 2.27 (s, 3 H), 1.66 - 1.78 (m, 1 H), 1.07 (d, <i>J</i>=7.01 Hz, 3 H), 0.92 (d, <i>J</i>=5.99 Hz, 3 H), 0.83 (d, <i>J</i>=7.08 Hz, 3 H), 0.74 (d, <i>J</i>=6.15 Hz, 3 H).</p> <p>LCMS ESI (pos.) <i>m/z</i>: 501.2 (M+H)⁺.</p>
--	--	--

[0285] The compounds set forth in the following table were synthesized following the procedure in **Example 1.1** using the known starting material as described.

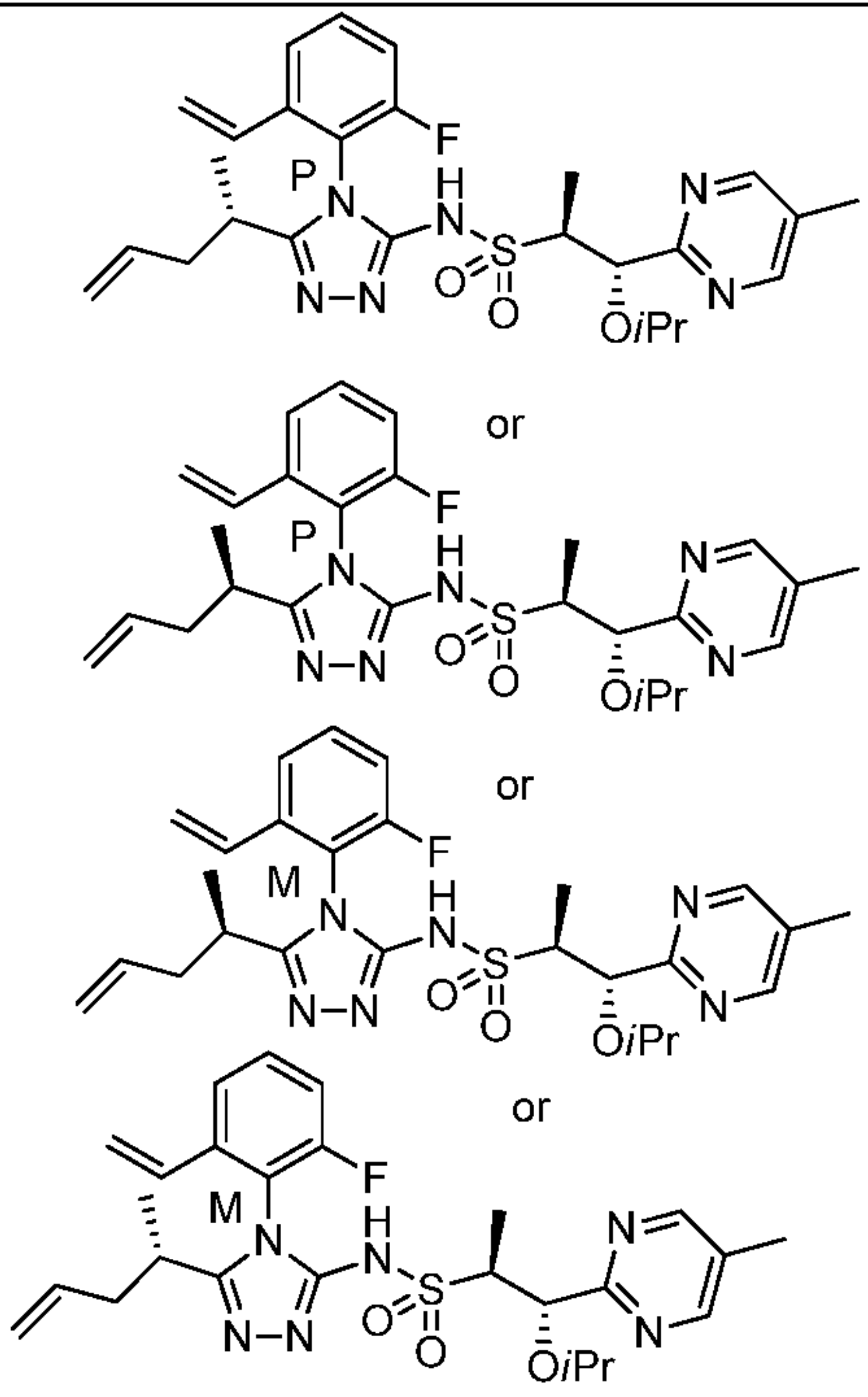
Table 6

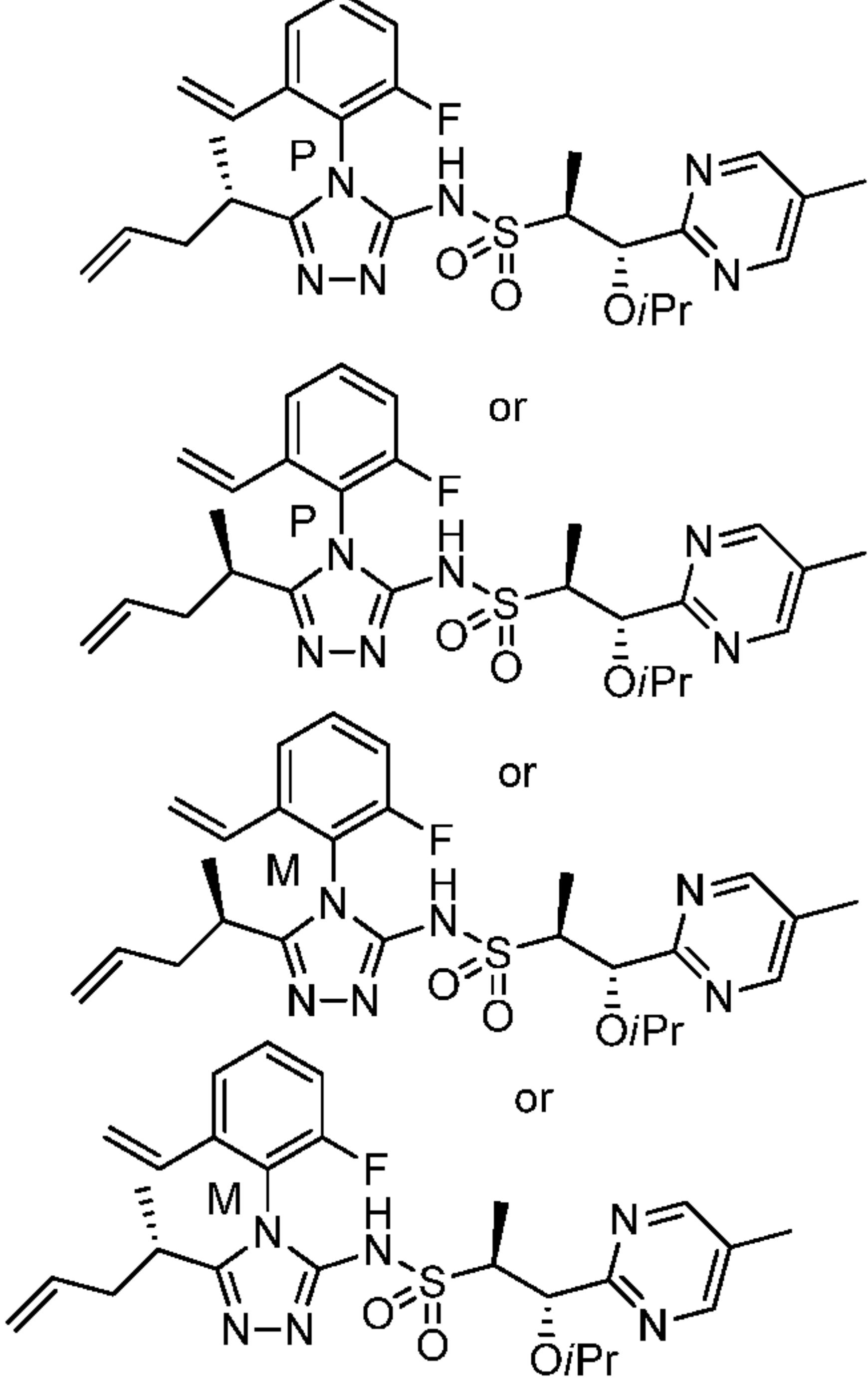
Example	Reagents	Structure, Name and Data
46.1	2-vinylaniline (commercially available from Ark-pharm, Inc.)	 <p>1-isothiocyanato-2-vinylbenzene.</p> <p>¹H NMR (500 MHz, CDCl₃) δ 7.48 - 7.61 (m, 1 H) 7.22 - 7.30 (m, 3 H) 6.95 - 7.05 (m, 1 H) 5.79 - 5.88 (m, 1 H) 5.41 - 5.51 (m, 1 H).</p>
48.11	2-fluoro-6-vinylaniline (commercially available from Ellanova Laboratories).	

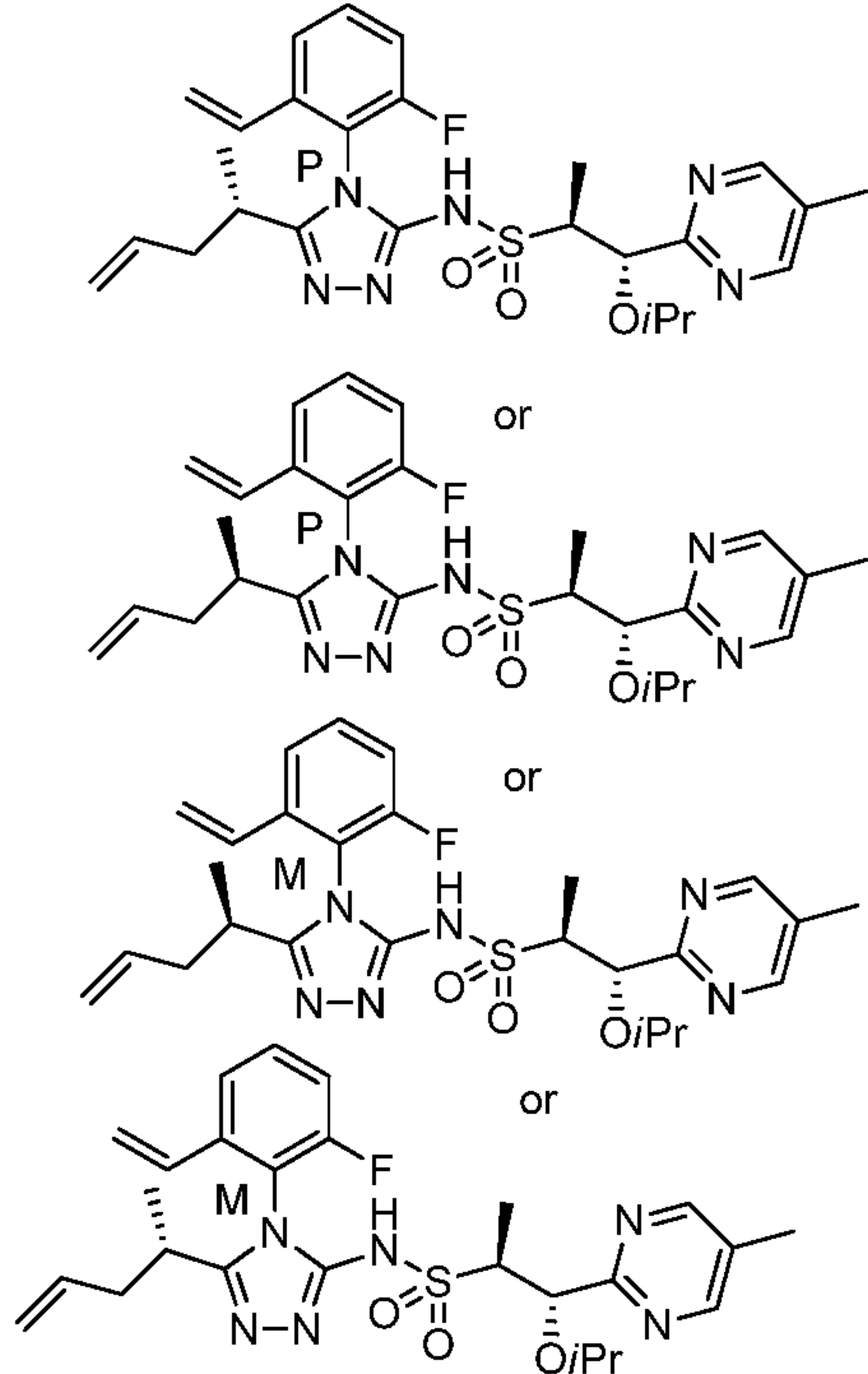
		1-fluoro-2-isothiocyanato-3-vinylbenzene. ¹ H NMR (500 MHz, CDCl ₃) δ 7.33 (d, <i>J</i> =8.04 Hz, 1 H) 7.17 - 7.23 (m, 1 H) 7.03 - 7.10 (m, 1 H) 6.91 - 7.01 (m, 1 H) 5.82 - 5.91 (m, 1 H) 5.45 - 5.54 (m, 1 H).
--	--	--

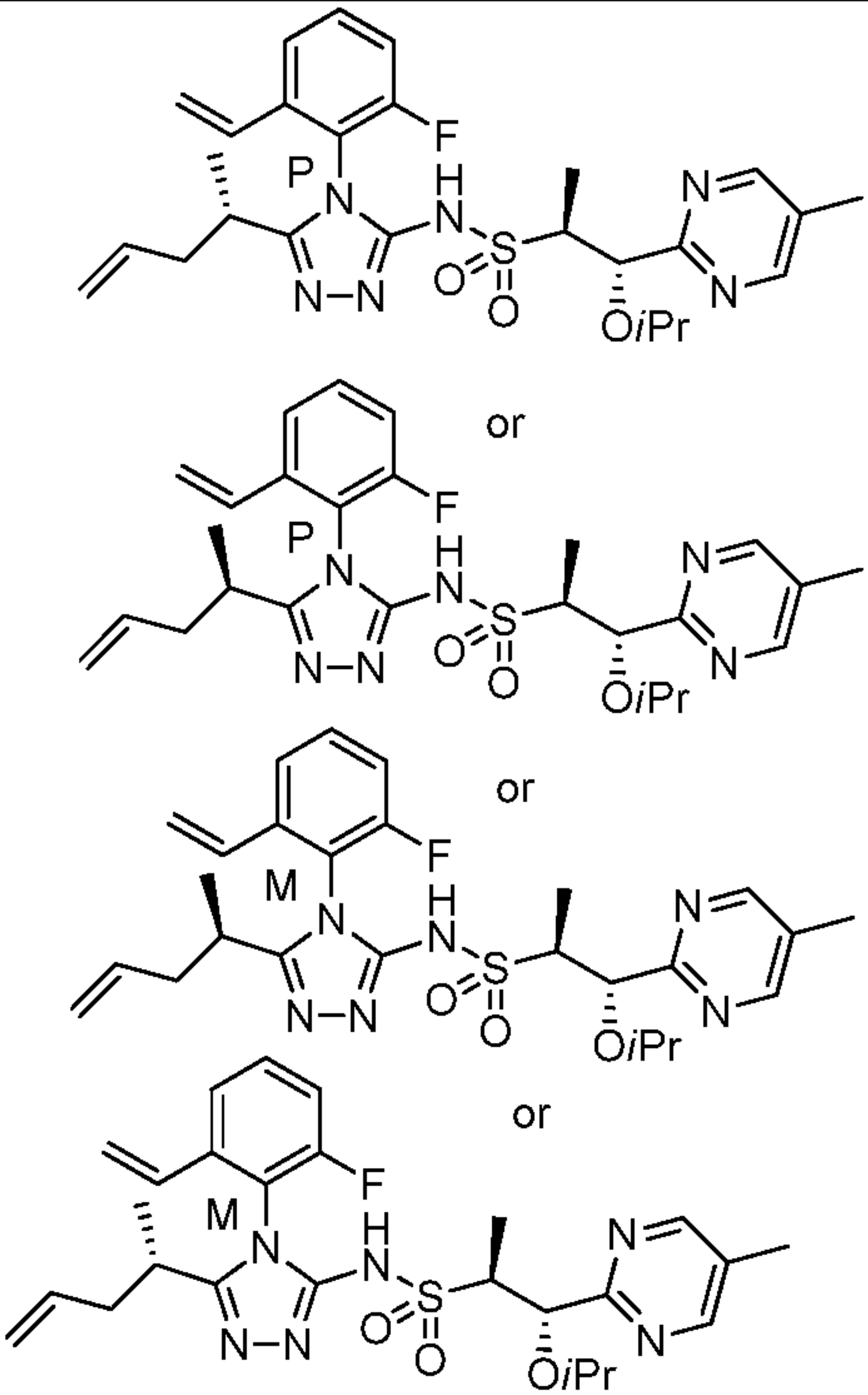
[0286] The compounds in the following table were synthesized following the procedure in **Example 48.3** using the known starting material as described.

Table 7

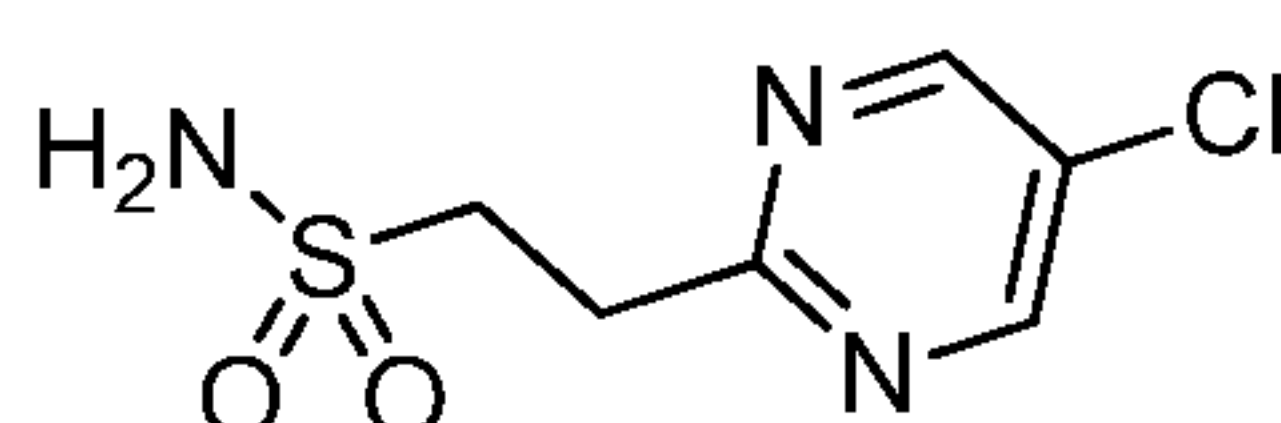
Example	Reagents	Structure, Name and Data
50.3	(1 <i>S</i> ,2 <i>S</i>)-1-isopropoxy-1-(5-methylpyrimidin-2-yl)propane-2-sulfonamide (Example 4.1), 1-fluoro-2-isothiocyanato-3-vinylbenzene (Example 48.1), and racemic 2-methylpent-4-enoic acid (commercially available from Sigma Aldrich). The mixture was purified by preparative SFC using the following method: Column: Chiralpak AS-H, Mobile Phase: 85:15 (A:B) A: Liquid CO ₂ , B: MeOH. This was peak 1.	 <p>(P)(1<i>S</i>,2<i>S</i>)-N-(4-(2-fluoro-6-vinylphenyl)-5-((<i>S</i>)-pent-4-en-2-yl)-4<i>H</i>-1,2,4-triazol-3-yl)-1-isopropoxy-1-(5-methylpyrimidin-2-yl)propane-2-sulfonamide, (M)(1<i>S</i>,2<i>S</i>)-N-(4-(2-fluoro-6-vinylphenyl)-5-((<i>S</i>)-pent-4-en-2-yl)-4<i>H</i>-1,2,4-triazol-3-yl)-1-isopropoxy-1-(5-methylpyrimidin-2-yl)propane-2-sulfonamide, (P)(1<i>S</i>,2<i>S</i>)-N-(4-(2-fluoro-6-vinylphenyl)-5-((<i>R</i>)-pent-4-en-2-yl)-4<i>H</i>-1,2,4-triazol-3-yl)-1-isopropoxy-1-(5-methylpyrimidin-2-yl)propane-2-sulfonamide and (M)(1<i>S</i>,2<i>S</i>)-N-(4-(2-fluoro-6-vinylphenyl)-5-</p>

		<p>((R)-pent-4-en-2-yl)-4H-1,2,4-triazol-3-yl)-1-isopropoxy-1-(5-methylpyrimidin-2-yl)propane-2-sulfonamide.</p> <p>LCMS ESI (pos.) m/z: 529.2 (M+H)⁺.</p>
<p>50.4</p>	<p>(1S,2S)-1-isopropoxy-1-(5-methylpyrimidin-2-yl)propane-2-sulfonamide (Example 4.1), 1-fluoro-2-isothiocyanato-3-vinylbenzene (Example 48.1), and racemic 2-methylpent-4-enoic acid (commercially available from Sigma Aldrich). The mixture was purified by preparative SFC using the following method: Column: Chiralpak AS-H, Mobile Phase: 85:15 (A:B) A: Liquid CO₂, B: MeOH. This was peak 2.</p>	 <p>(P)(1S,2S)-N-(4-(2-fluoro-6-vinylphenyl)-5-((S)-pent-4-en-2-yl)-4H-1,2,4-triazol-3-yl)-1-isopropoxy-1-(5-methylpyrimidin-2-yl)propane-2-sulfonamide, (M)(1S,2S)-N-(4-(2-fluoro-6-vinylphenyl)-5-((S)-pent-4-en-2-yl)-4H-1,2,4-triazol-3-yl)-1-isopropoxy-1-(5-methylpyrimidin-2-yl)propane-2-sulfonamide, (P)(1S,2S)-N-(4-(2-fluoro-6-vinylphenyl)-5-((R)-pent-4-en-2-yl)-4H-1,2,4-triazol-3-yl)-1-isopropoxy-1-(5-methylpyrimidin-2-yl)propane-2-sulfonamide and (M)(1S,2S)-N-(4-(2-fluoro-6-vinylphenyl)-5-((R)-pent-4-en-2-yl)-4H-1,2,4-triazol-3-yl)-1-isopropoxy-1-(5-methylpyrimidin-2-yl)propane-2-sulfonamide.</p> <p>LCMS ESI (pos.) m/z: 529.2 (M+H)⁺.</p>

<p>50.5</p>	<p>(1S,2S)-1-isopropoxy-1-(5-methylpyrimidin-2-yl)propane-2-sulfonamide (Example 4.1), 1-fluoro-2-isothiocyanato-3-vinylbenzene (Example 48.1), and racemic 2-methylpent-4-enoic acid (commercially available from Sigma Aldrich). The mixture was purified by preparative SFC using the following method: Column: Chiralpak AS-H, Mobile Phase: 85:15 (A:B) A: Liquid CO₂, B: MeOH. This was peak 3.</p>	 <p>(P)(1S,2S)-N-(4-(2-fluoro-6-vinylphenyl)-5-((S)-pent-4-en-2-yl)-4H-1,2,4-triazol-3-yl)-1-isopropoxy-1-(5-methylpyrimidin-2-yl)propane-2-sulfonamide, (M)(1S,2S)-N-(4-(2-fluoro-6-vinylphenyl)-5-((S)-pent-4-en-2-yl)-4H-1,2,4-triazol-3-yl)-1-isopropoxy-1-(5-methylpyrimidin-2-yl)propane-2-sulfonamide, (P)(1S,2S)-N-(4-(2-fluoro-6-vinylphenyl)-5-((R)-pent-4-en-2-yl)-4H-1,2,4-triazol-3-yl)-1-isopropoxy-1-(5-methylpyrimidin-2-yl)propane-2-sulfonamide and (M)(1S,2S)-N-(4-(2-fluoro-6-vinylphenyl)-5-((R)-pent-4-en-2-yl)-4H-1,2,4-triazol-3-yl)-1-isopropoxy-1-(5-methylpyrimidin-2-yl)propane-2-sulfonamide. LCMS ESI (pos.) m/z: 529.2 (M+H)⁺.</p>
--------------------	---	--

<p>50.6</p> <p>(1S,2S)-1-isopropoxy-1-(5-methylpyrimidin-2-yl)propane-2-sulfonamide (Example 4.1), 1-fluoro-2-isothiocyanato-3-vinylbenzene (Example 48.1), and racemic 2-methylpent-4-enoic acid (commercially available from Sigma Aldrich). The mixture was purified by preparative SFC using the following method: Column: Chiralpak AS-H, Mobile Phase: 85:15 (A:B) A: Liquid CO₂, B: MeOH. This was peak 4.</p>	 <p>(P)(1S,2S)-N-(4-(2-fluoro-6-vinylphenyl)-5-((S)-pent-4-en-2-yl)-4H-1,2,4-triazol-3-yl)-1-isopropoxy-1-(5-methylpyrimidin-2-yl)propane-2-sulfonamide, (M)(1S,2S)-N-(4-(2-fluoro-6-vinylphenyl)-5-((S)-pent-4-en-2-yl)-4H-1,2,4-triazol-3-yl)-1-isopropoxy-1-(5-methylpyrimidin-2-yl)propane-2-sulfonamide, (P)(1S,2S)-N-(4-(2-fluoro-6-vinylphenyl)-5-((R)-pent-4-en-2-yl)-4H-1,2,4-triazol-3-yl)-1-isopropoxy-1-(5-methylpyrimidin-2-yl)propane-2-sulfonamide and (M)(1S,2S)-N-(4-(2-fluoro-6-vinylphenyl)-5-((R)-pent-4-en-2-yl)-4H-1,2,4-triazol-3-yl)-1-isopropoxy-1-(5-methylpyrimidin-2-yl)propane-2-sulfonamide.</p> <p>LCMS ESI (pos.) m/z: 529.2 (M+H)⁺.</p>
---	---

[0287] **Example 71.1. Preparation of 2-(5-chloropyrimidin-2-yl)ethanesulfonamide.**

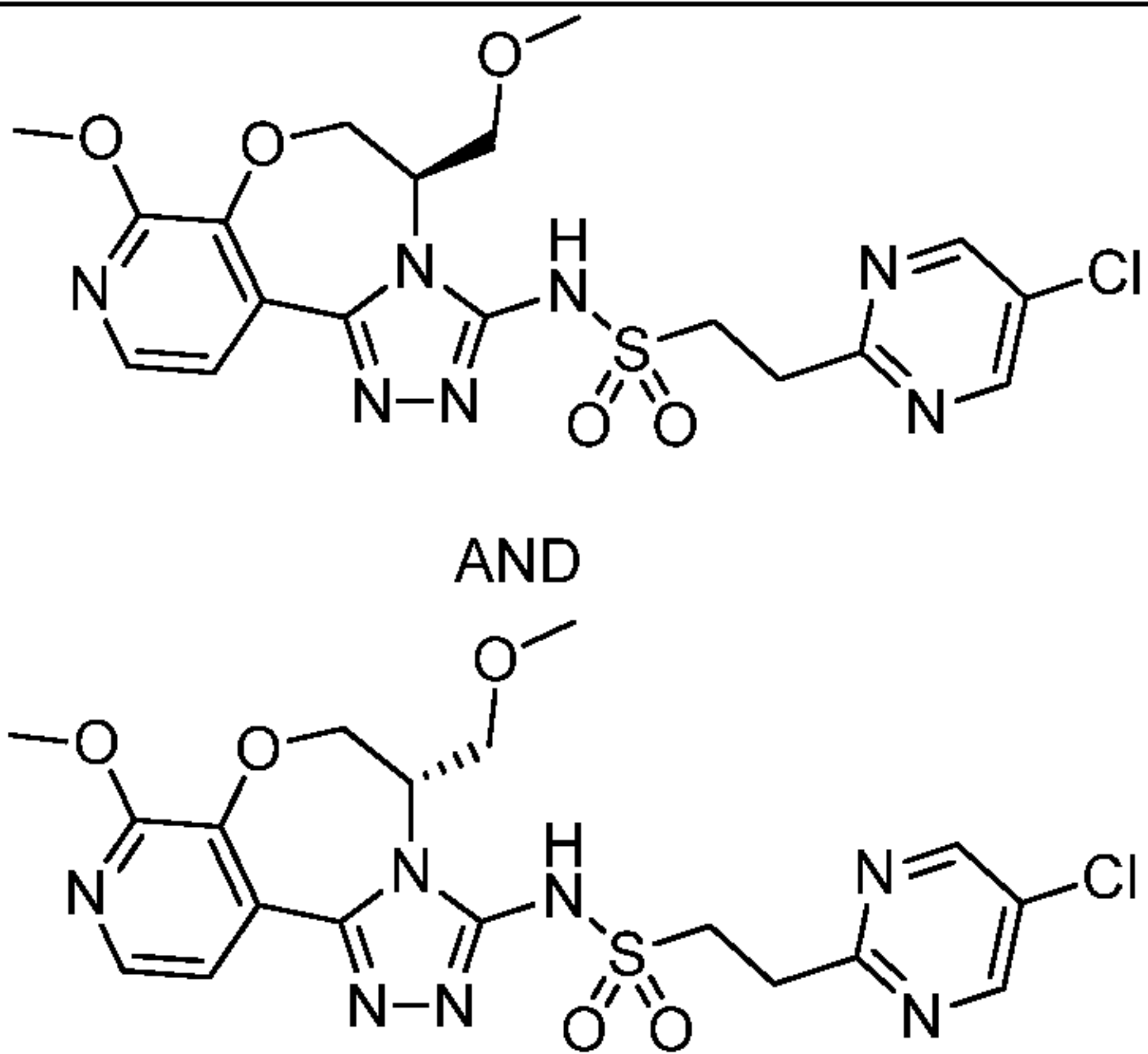


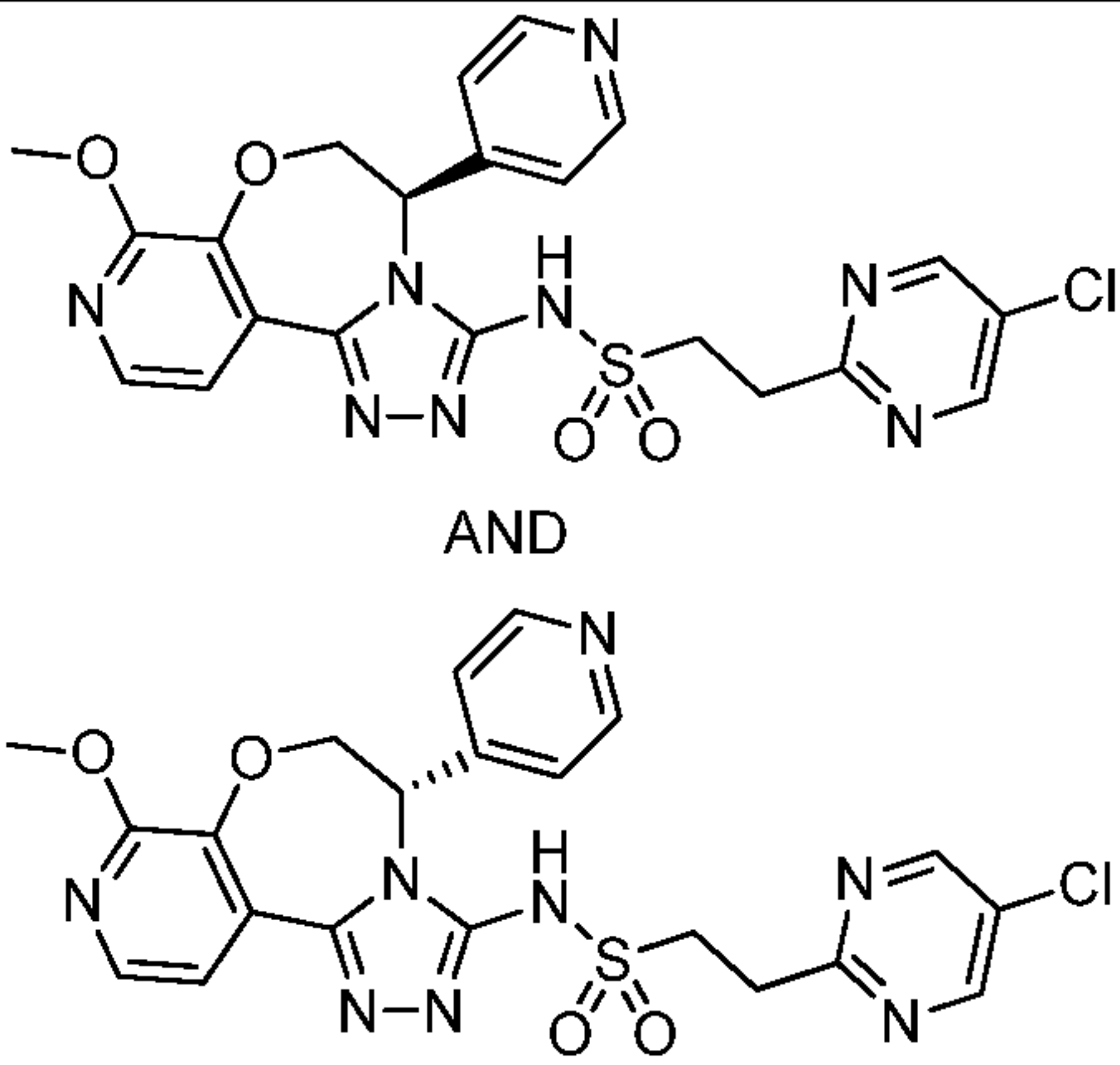
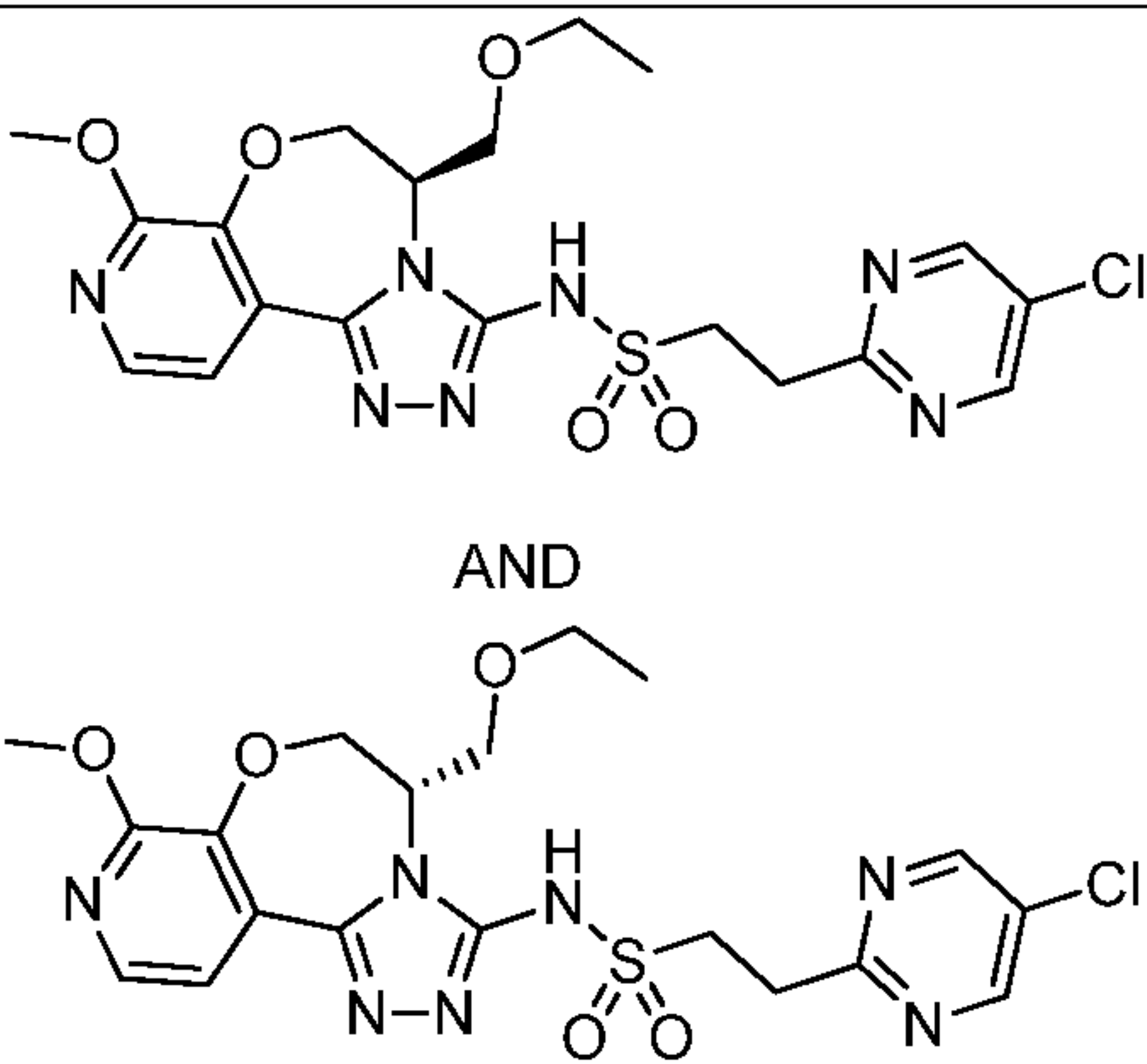
71.1

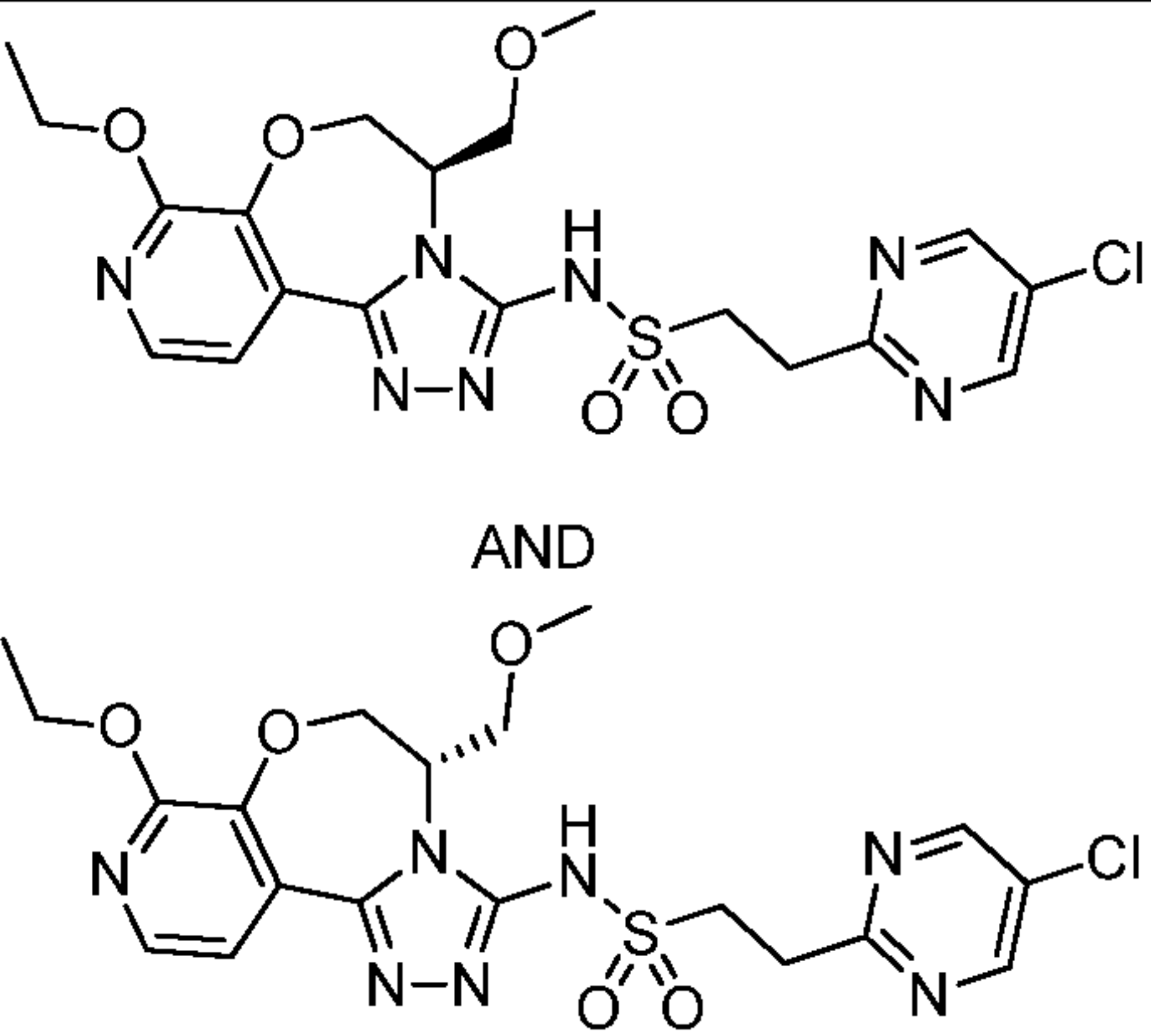
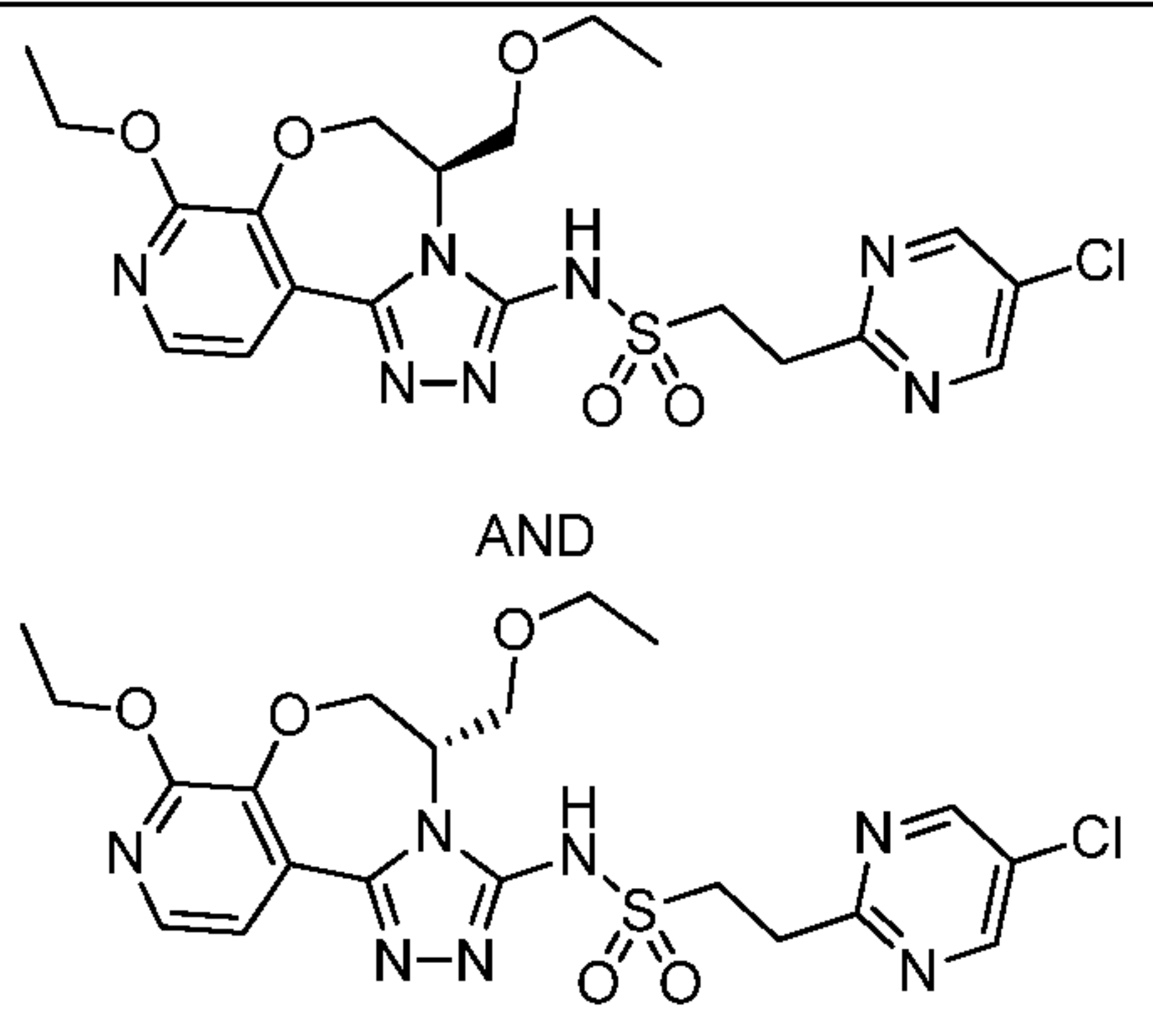
[0288] **2-(5-Chloropyrimidin-2-yl) ethanesulfonamide, Example 71.1.** The title compound was synthesized following the procedure in **Example 29.1** using 2,5-dichloropyrimidine (commercially available from Combi-blocks). $^1\text{H NMR}$ (400 MHz, $\text{DMSO-}d_6$) δ 8.90 (s, 2H), 6.95 (s, 2H), 3.47 (t, $J = 6.8$ Hz, 2H), 3.33 (t, $J = 6.8$ Hz, 2H). LCMS-ESI (pos.) m/z : 222.0 ($\text{M}+\text{H}$) $^+$.

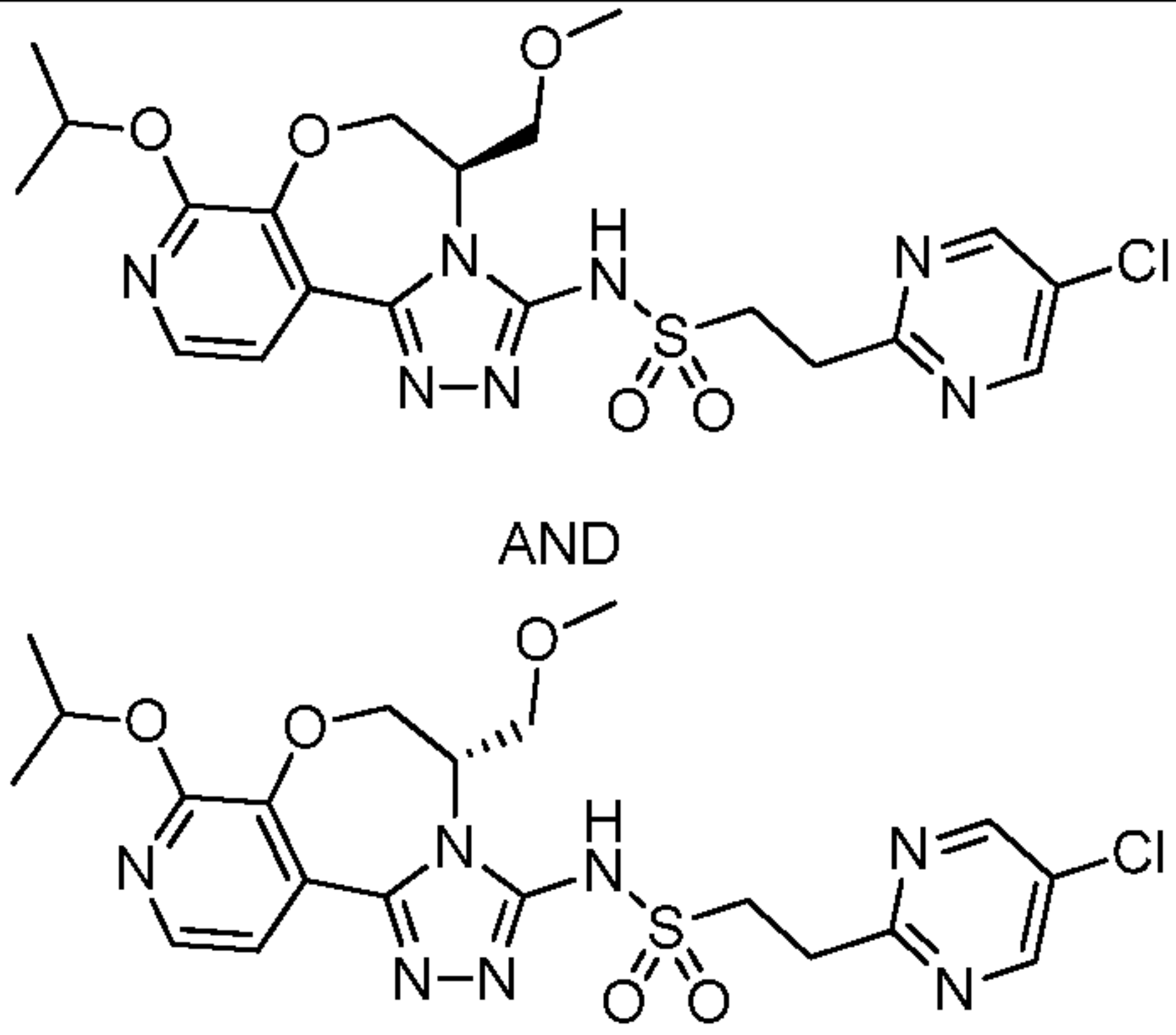
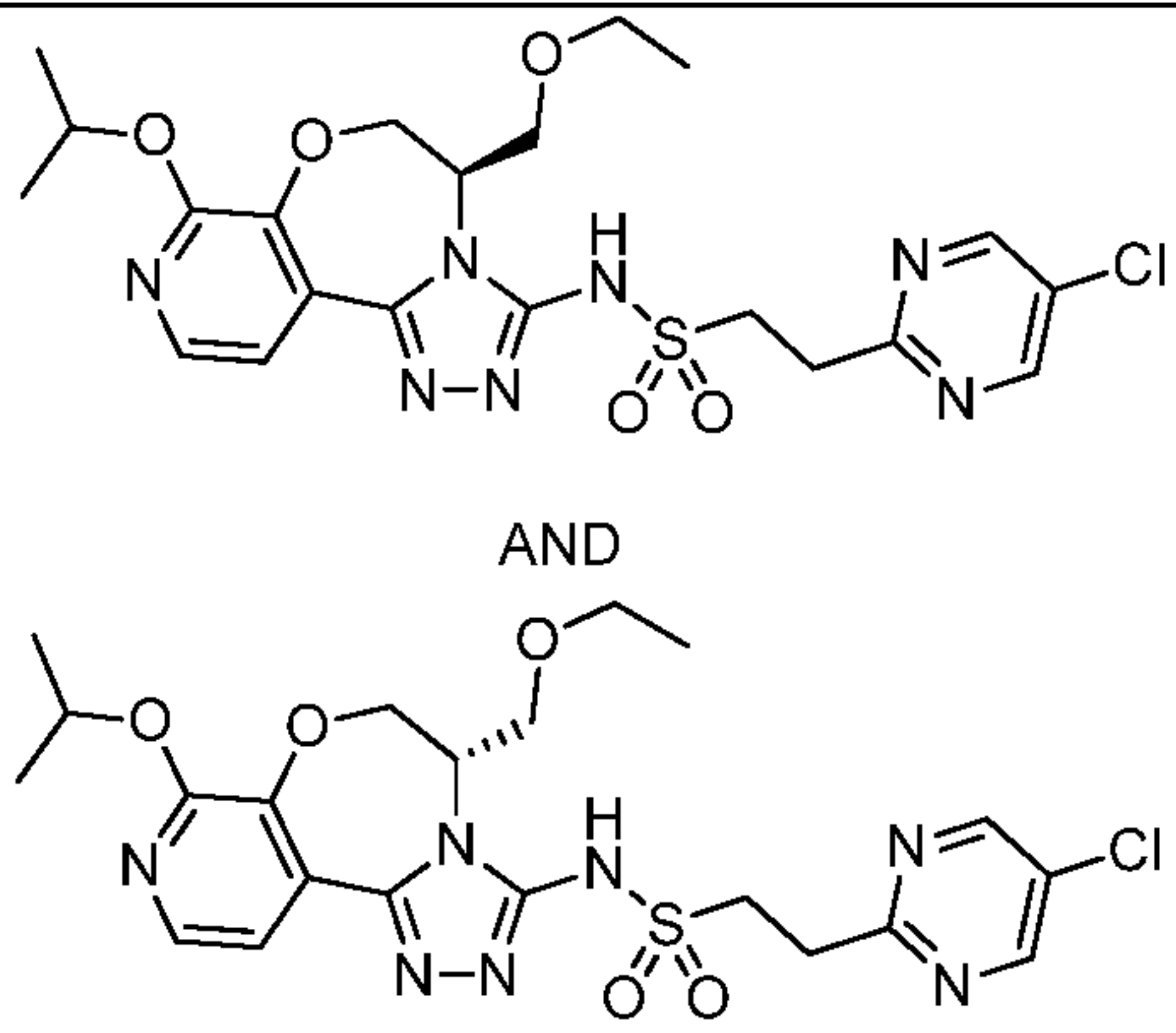
[0289] The compounds in the following table could potentially be made following the procedures described in **Example 1.0** or **Example 29.0** using the known starting material as described.

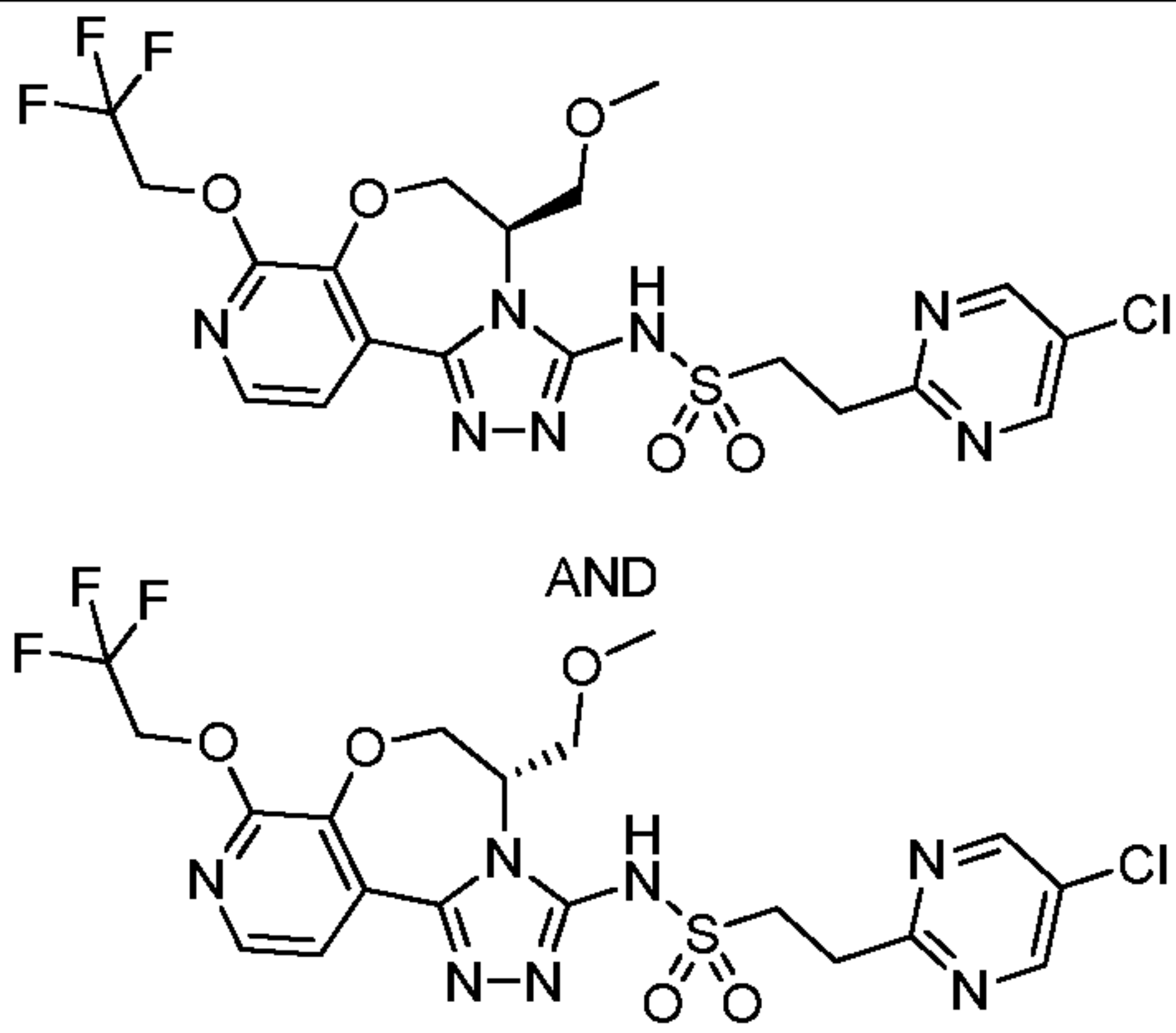
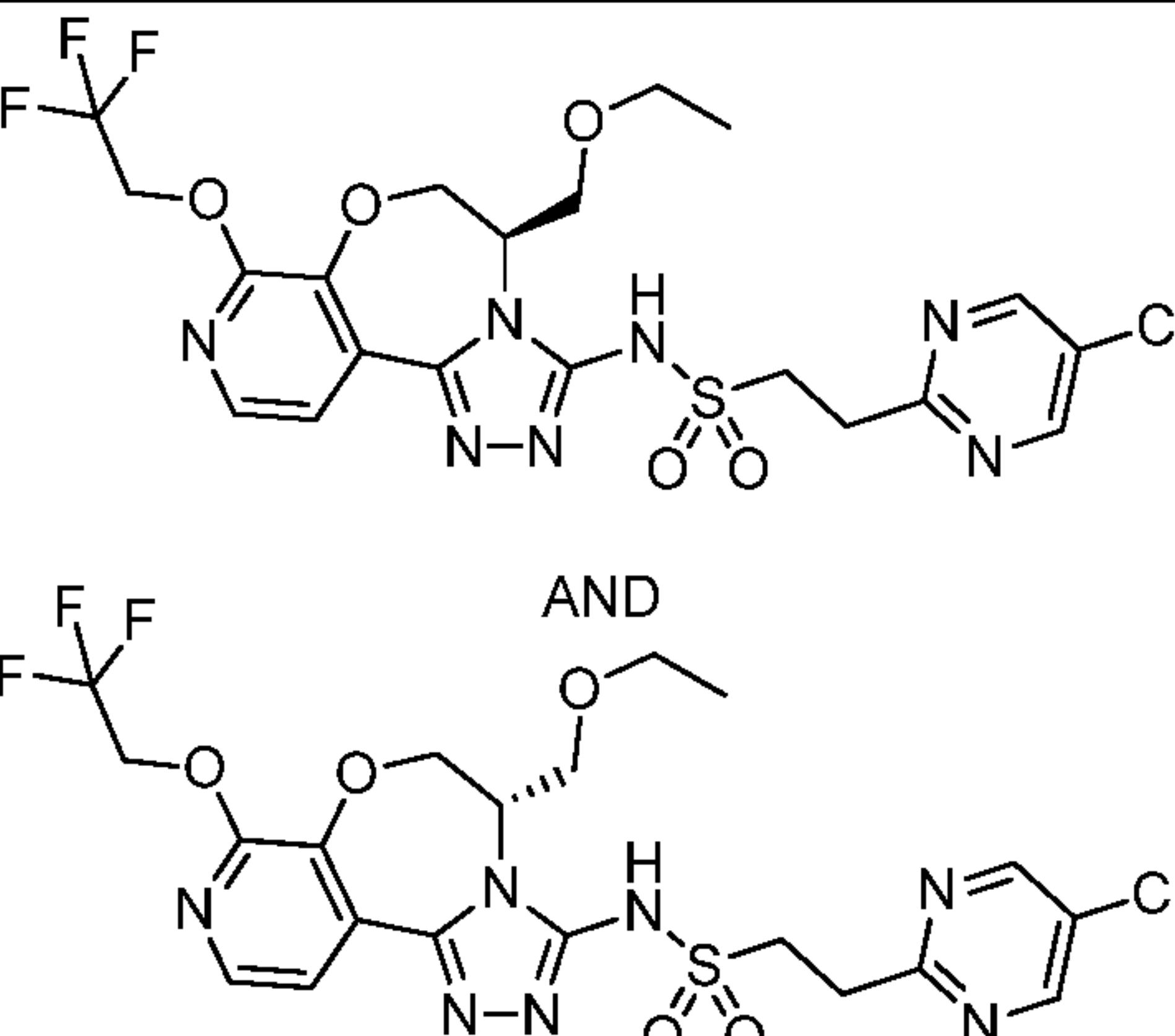
Table 8

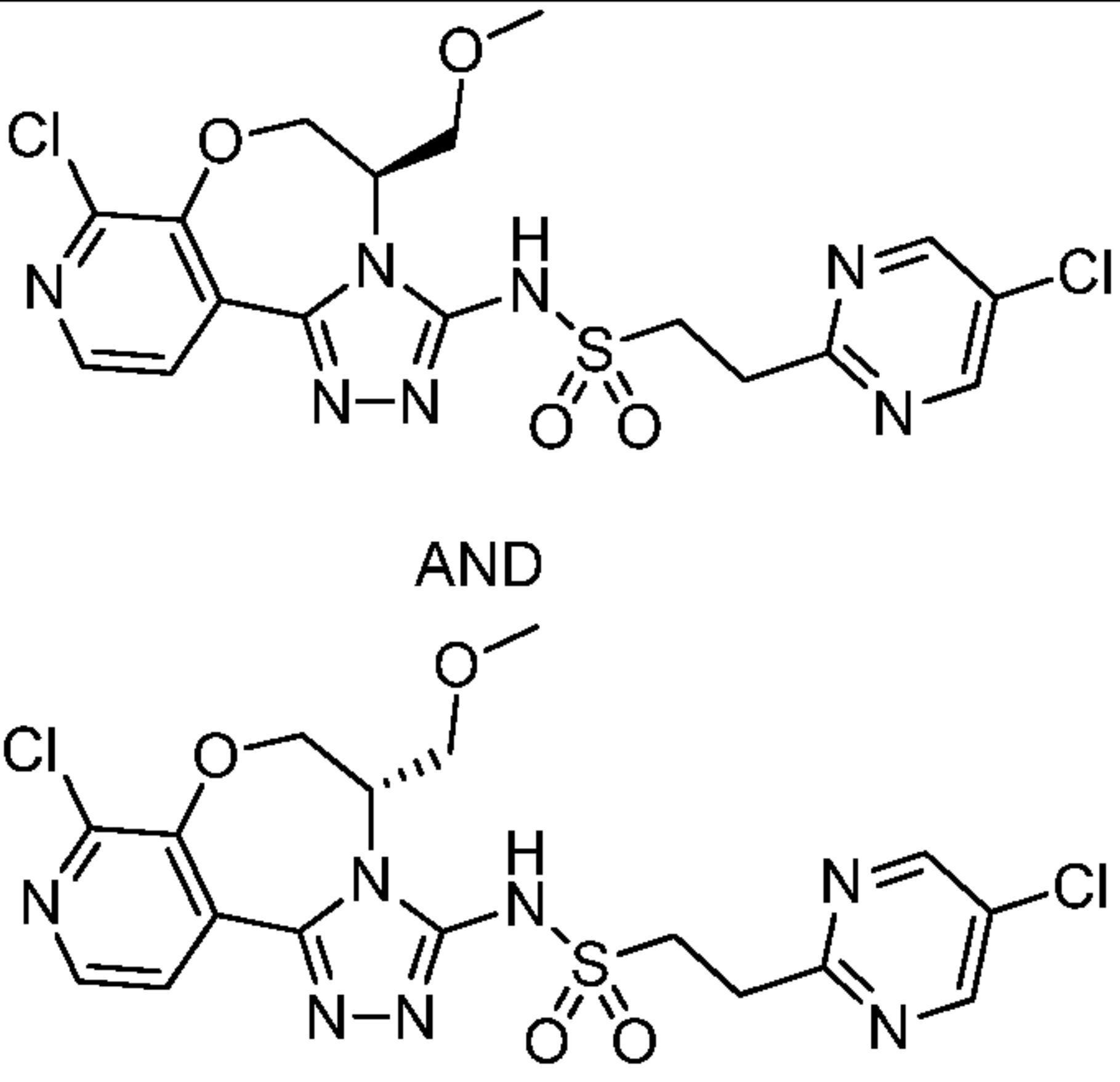
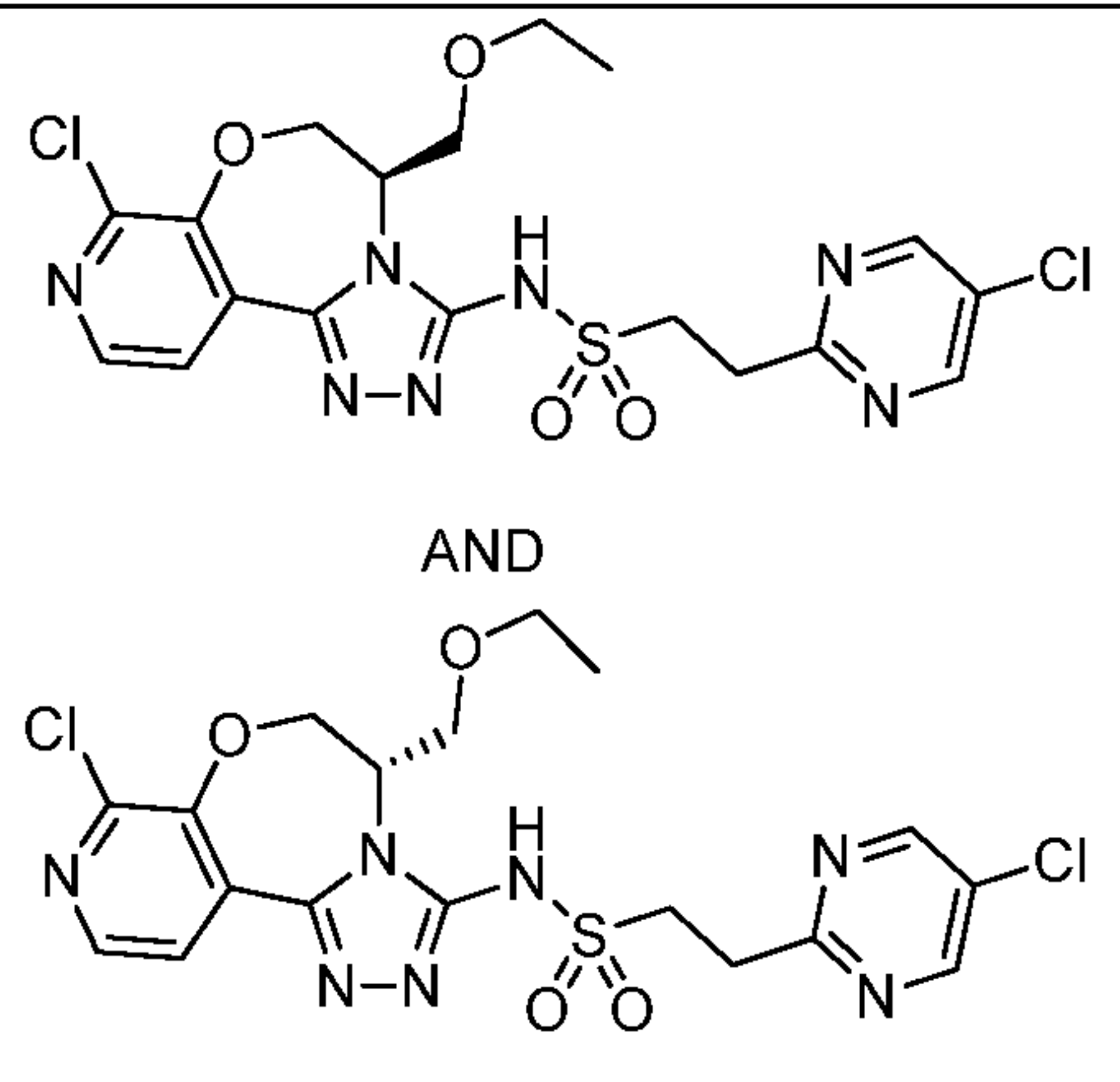
Example	Reagents	Structures and Name
71.0	5-isothiocyanato-2,2-dimethyl-1,3-dioxane (Example 1.1), 2-(5-chloropyrimidin-2-yl) ethanesulfonamide (Example 71.1), and 3-bromo-2-methoxyisonicotinohydrazide (Example 71.2).	 <p>(R)-2-(5-chloropyrimidin-2-yl)-N-(8-methoxy-5-(methoxymethyl)-5,6-dihydropyrido[4,3-f][1,2,4]triazolo[4,3-d][1,4]oxazepin-3-yl)ethanesulfonamide and (S)-2-(5-chloropyrimidin-2-yl)-N-(8-methoxy-5-(methoxymethyl)-5,6-dihydropyrido[4,3-f][1,2,4]triazolo[4,3-d][1,4]oxazepin-3-yl)ethanesulfonamide.</p>

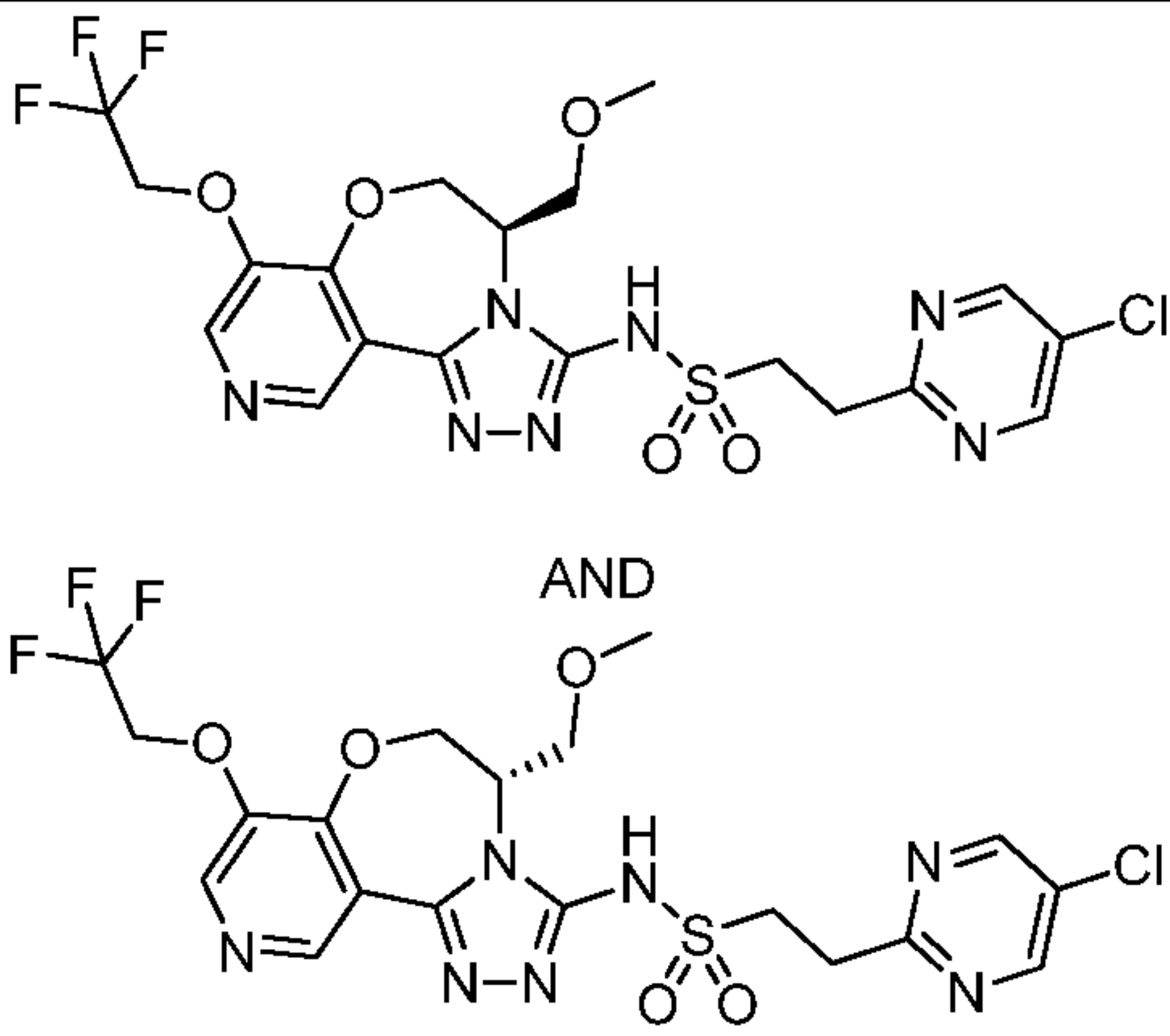
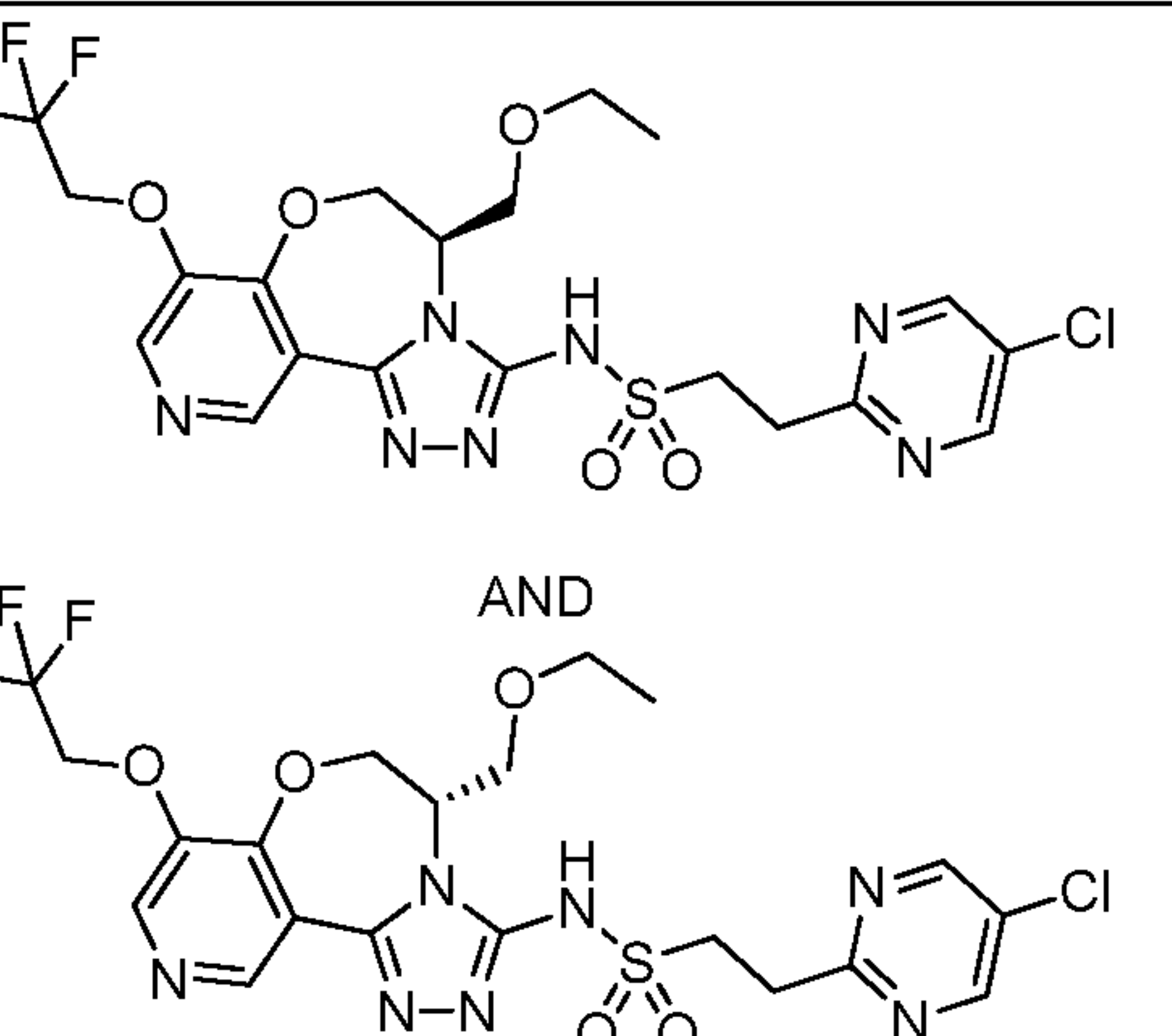
<p>72.0</p>	<p>4-(2-((tert-butyl dimethylsilyl)oxy)-1-isothiocyanatoethyl)pyridine (Example 72.1), 2-(5-chloropyrimidin-2-yl) ethanesulfonamide (Example 71.1), and 3-bromo-2-methoxyisonicotinohydrazide (Example 71.2).</p>	 <p>(R)-2-(5-chloropyrimidin-2-yl)-N-(8-methoxy-5-(pyridin-4-yl)-5,6-dihydropyrido[4,3-f][1,2,4]triazolo[4,3-d][1,4]oxazepin-3-yl)ethanesulfonamide and (S)-2-(5-chloropyrimidin-2-yl)-N-(8-methoxy-5-(pyridin-4-yl)-5,6-dihydropyrido[4,3-f][1,2,4]triazolo[4,3-d][1,4]oxazepin-3-yl)ethanesulfonamide.</p>
<p>73.0</p>	<p>(±)-tert-butyl(3-ethoxy-2-isothiocyanatopropoxy) dimethylsilane (Example 73.1), 2-(5-chloropyrimidin-2-yl) ethanesulfonamide (Example 71.1), and 3-bromo-2-methoxyisonicotinohydrazide (Example 71.2).</p>	 <p>(R)-2-(5-chloropyrimidin-2-yl)-N-(5-(ethoxymethyl)-8-methoxy-5,6-dihydropyrido[4,3-f][1,2,4]triazolo[4,3-d][1,4]oxazepin-3-yl)ethanesulfonamide and (S)-2-(5-chloropyrimidin-2-yl)-N-(5-(ethoxymethyl)-8-methoxy-5,6-dihydropyrido[4,3-f][1,2,4]triazolo[4,3-d][1,4]oxazepin-3-yl)ethanesulfonamide.</p>

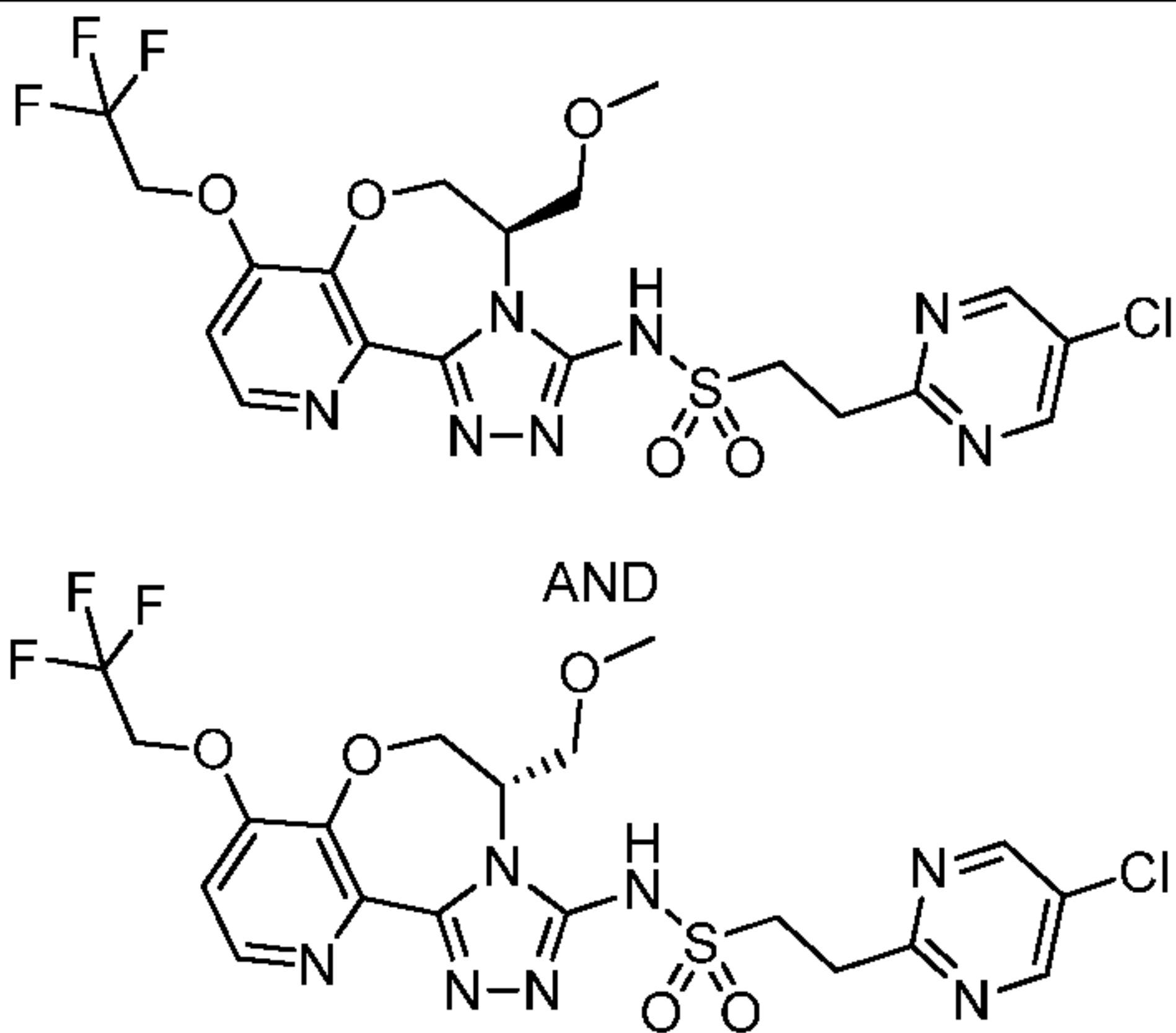
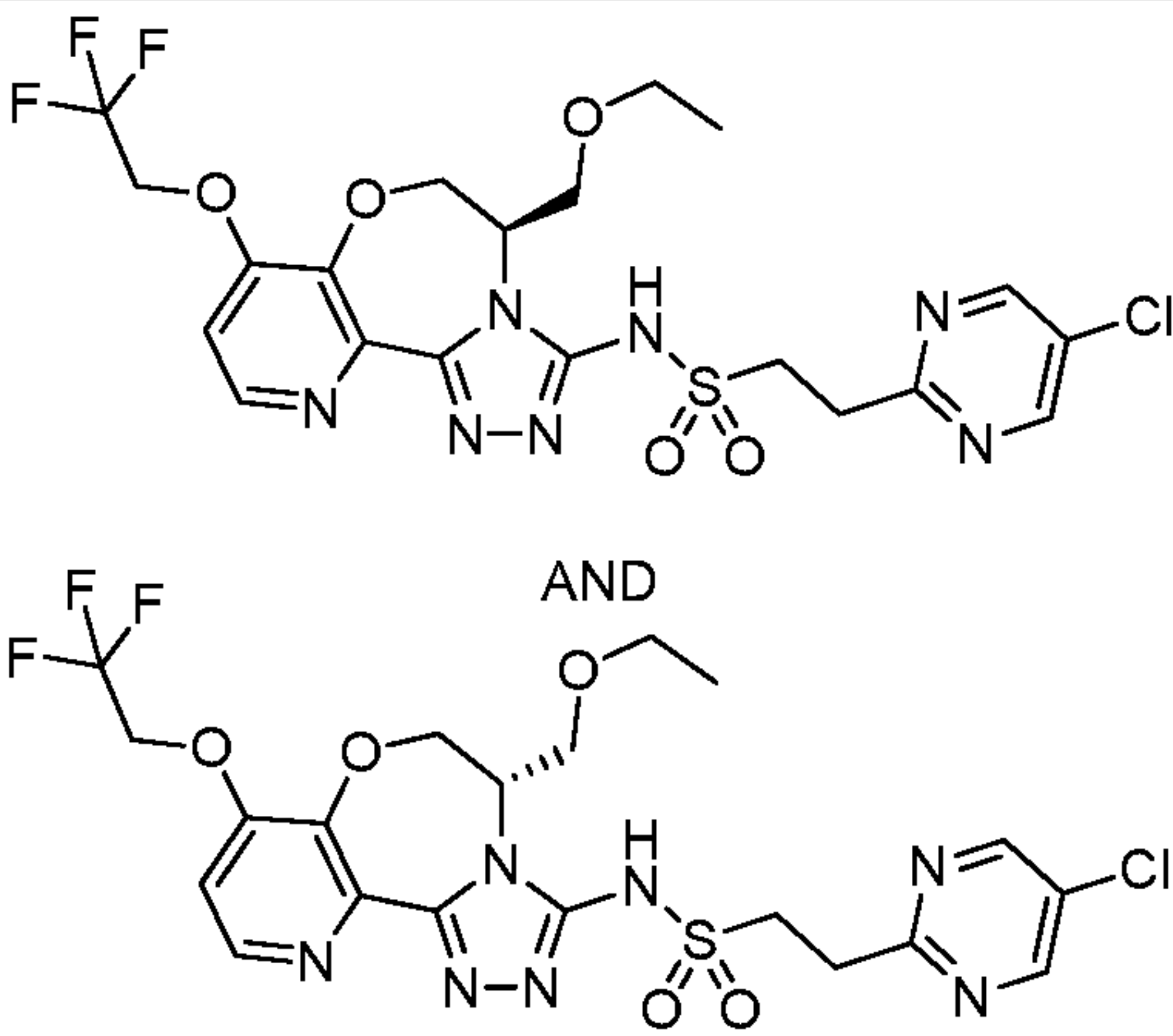
74.0	5-isothiocyanato-2,2-dimethyl-1,3-dioxane (Example 1.1), 2-(5-chloropyrimidin-2-yl)ethanesulfonamide (Example 71.1), and 3-chloro-2-ethoxyisonicotinohydrazide (Example 74.1).	 <p>(R)-2-(5-chloropyrimidin-2-yl)-N-(8-ethoxy-5-(methoxymethyl)-5,6-dihydropyrido[4,3-f][1,2,4]triazolo[4,3-d][1,4]oxazepin-3-yl)ethanesulfonamide and (S)-2-(5-chloropyrimidin-2-yl)-N-(8-ethoxy-5-(methoxymethyl)-5,6-dihydropyrido[4,3-f][1,2,4]triazolo[4,3-d][1,4]oxazepin-3-yl)ethanesulfonamide.</p>
75.0	(±)-tert-butyl(3-ethoxy-2-isothiocyanatopropoxy)dimethylsilane (Example 73.1), 2-(5-chloropyrimidin-2-yl)ethanesulfonamide (Example 71.1), and 3-chloro-2-ethoxyisonicotinohydrazide (Example 74.1).	 <p>(R)-2-(5-chloropyrimidin-2-yl)-N-(8-ethoxy-5-(ethoxymethyl)-5,6-dihydropyrido[4,3-f][1,2,4]triazolo[4,3-d][1,4]oxazepin-3-yl)ethanesulfonamide and (S)-2-(5-chloropyrimidin-2-yl)-N-(8-ethoxy-5-(ethoxymethyl)-5,6-dihydropyrido[4,3-f][1,2,4]triazolo[4,3-d][1,4]oxazepin-3-yl)ethanesulfonamide.</p>

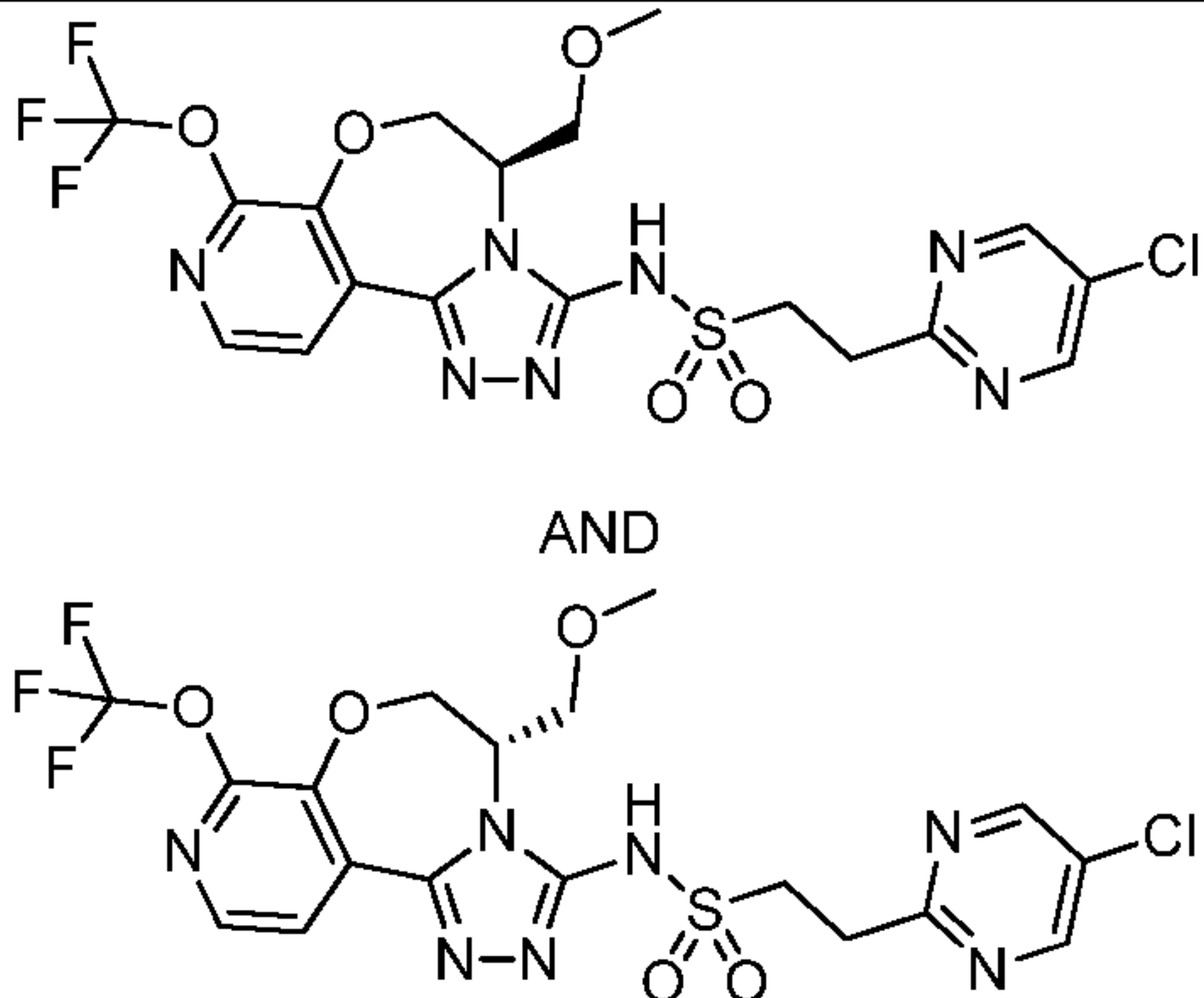
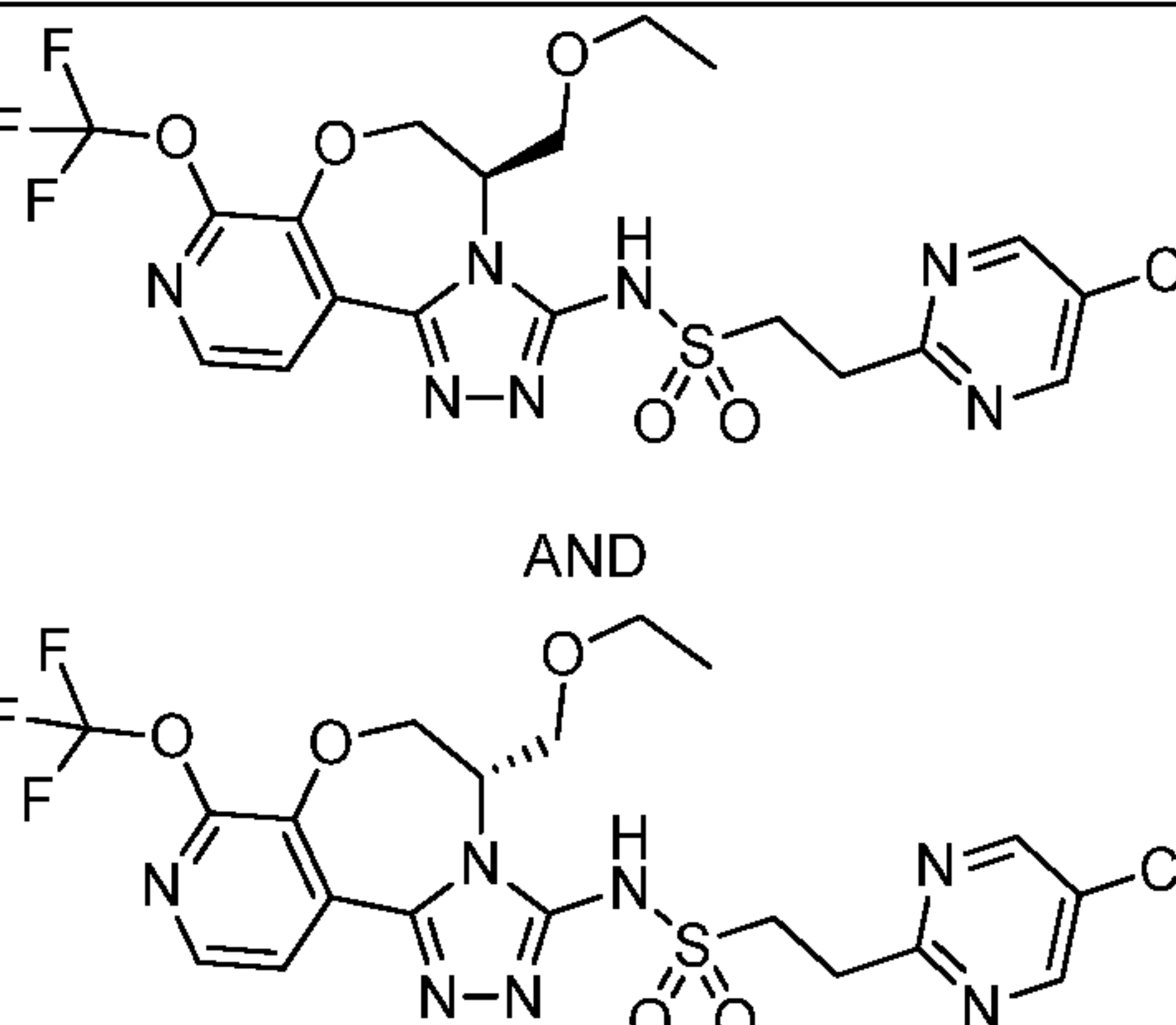
76.0	5-isothiocyanato-2,2-dimethyl-1,3-dioxane (Example 1.1), 2-(5-chloropyrimidin-2-yl)ethanesulfonamide (Example 71.1), and 3-chloro-2-ethoxyisonicotinohydrazide (Example 74.1).	 <p>(R)-2-(5-chloropyrimidin-2-yl)-N-(8-isopropoxy-5-(methoxymethyl)-5,6-dihydropyrido[4,3-f][1,2,4]triazolo[4,3-d][1,4]oxazepin-3-yl)ethanesulfonamide and (S)-2-(5-chloropyrimidin-2-yl)-N-(8-isopropoxy-5-(methoxymethyl)-5,6-dihydropyrido[4,3-f][1,2,4]triazolo[4,3-d][1,4]oxazepin-3-yl)ethanesulfonamide.</p>
77.0	(±)-tert-butyl(3-ethoxy-2-isothiocyanatopropoxy)dimethylsilane (Example 73.1), 2-(5-chloropyrimidin-2-yl)ethanesulfonamide (Example 71.1), and 3-chloro-2-ethoxyisonicotinohydrazide (Example 74.1).	 <p>(R)-2-(5-chloropyrimidin-2-yl)-N-(5-(ethoxymethyl)-8-isopropoxy-5,6-dihydropyrido[4,3-f][1,2,4]triazolo[4,3-d][1,4]oxazepin-3-yl)ethanesulfonamide and (S)-2-(5-chloropyrimidin-2-yl)-N-(5-(ethoxymethyl)-8-isopropoxy-5,6-dihydropyrido[4,3-f][1,2,4]triazolo[4,3-d][1,4]oxazepin-3-yl)ethanesulfonamide.</p>

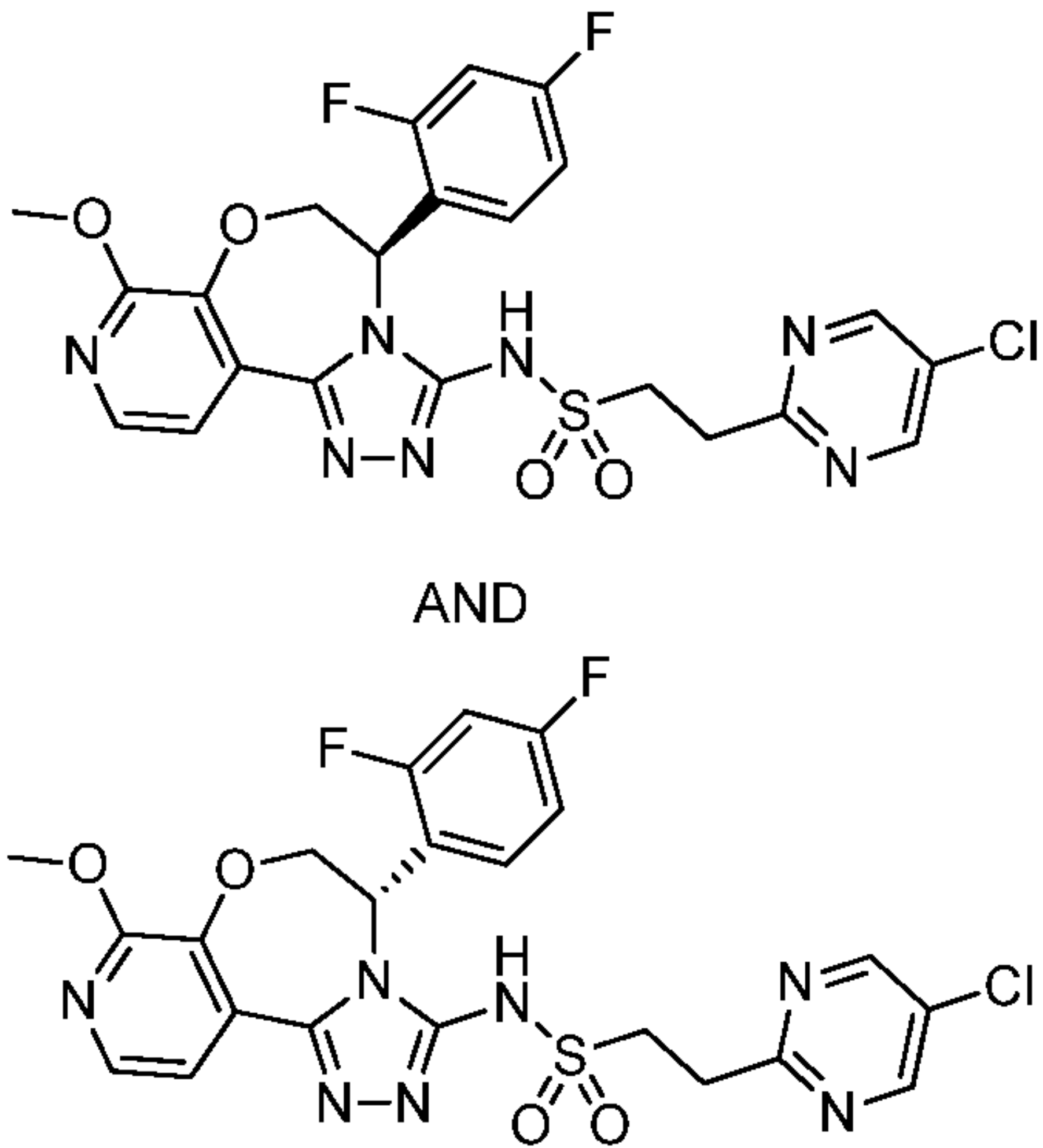
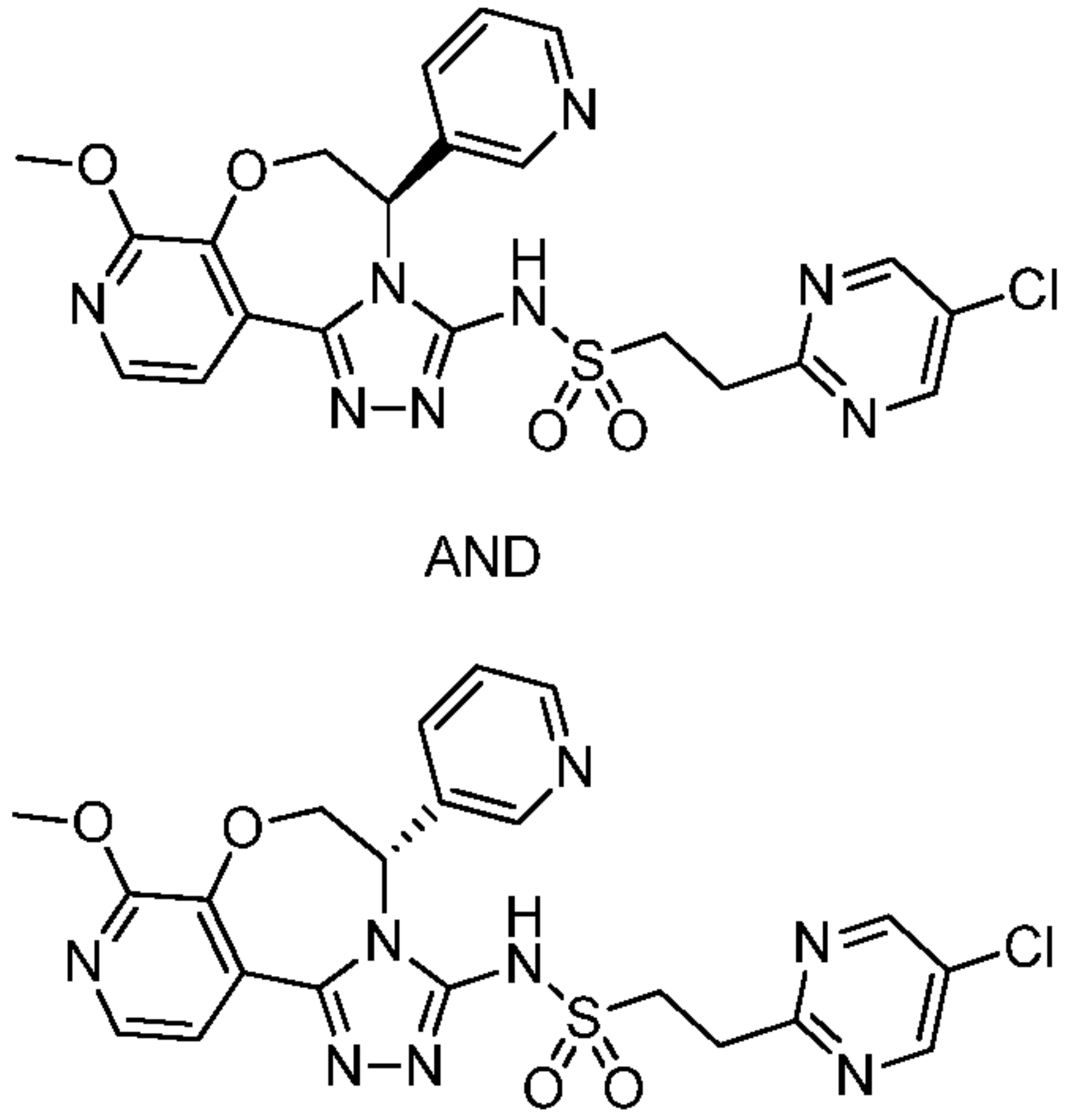
<p>78.0</p>	<p>5-isothiocyanato-2,2-dimethyl-1,3-dioxane (Example 1.1), 2-(5-chloropyrimidin-2-yl)ethanesulfonamide (Example 71.1), and 3-chloro-2-(2,2,2-trifluoroethoxy)isonicotinohydrazide (commercially available from ChemShuttle).</p>	 <p>(R)-2-(5-chloropyrimidin-2-yl)-N-(5-(methoxymethyl)-8-(2,2,2-trifluoroethoxy))-5,6-dihydropyrido[4,3-f][1,2,4]triazolo[4,3-d][1,4]oxazepin-3-yl)ethanesulfonamide and (S)-2-(5-chloropyrimidin-2-yl)-N-(5-(methoxymethyl)-8-(2,2,2-trifluoroethoxy))-5,6-dihydropyrido[4,3-f][1,2,4]triazolo[4,3-d][1,4]oxazepin-3-yl)ethanesulfonamide.</p>
<p>79.0</p>	<p>(±)-tert-butyl(3-ethoxy-2-isothiocyanatopropoxy)dimethylsilane (Example 73.1), 2-(5-chloropyrimidin-2-yl)ethanesulfonamide (Example 71.1), and 3-chloro-2-(2,2,2-trifluoroethoxy)isonicotinohydrazide (commercially available from ChemShuttle).</p>	 <p>(R)-2-(5-chloropyrimidin-2-yl)-N-(5-(ethoxymethyl)-8-(2,2,2-trifluoroethoxy))-5,6-dihydropyrido[4,3-f][1,2,4]triazolo[4,3-d][1,4]oxazepin-3-yl)ethanesulfonamide and (S)-2-(5-chloropyrimidin-2-yl)-N-(5-(ethoxymethyl)-8-(2,2,2-trifluoroethoxy))-5,6-dihydropyrido[4,3-f][1,2,4]triazolo[4,3-d][1,4]oxazepin-3-yl)ethanesulfonamide.</p>

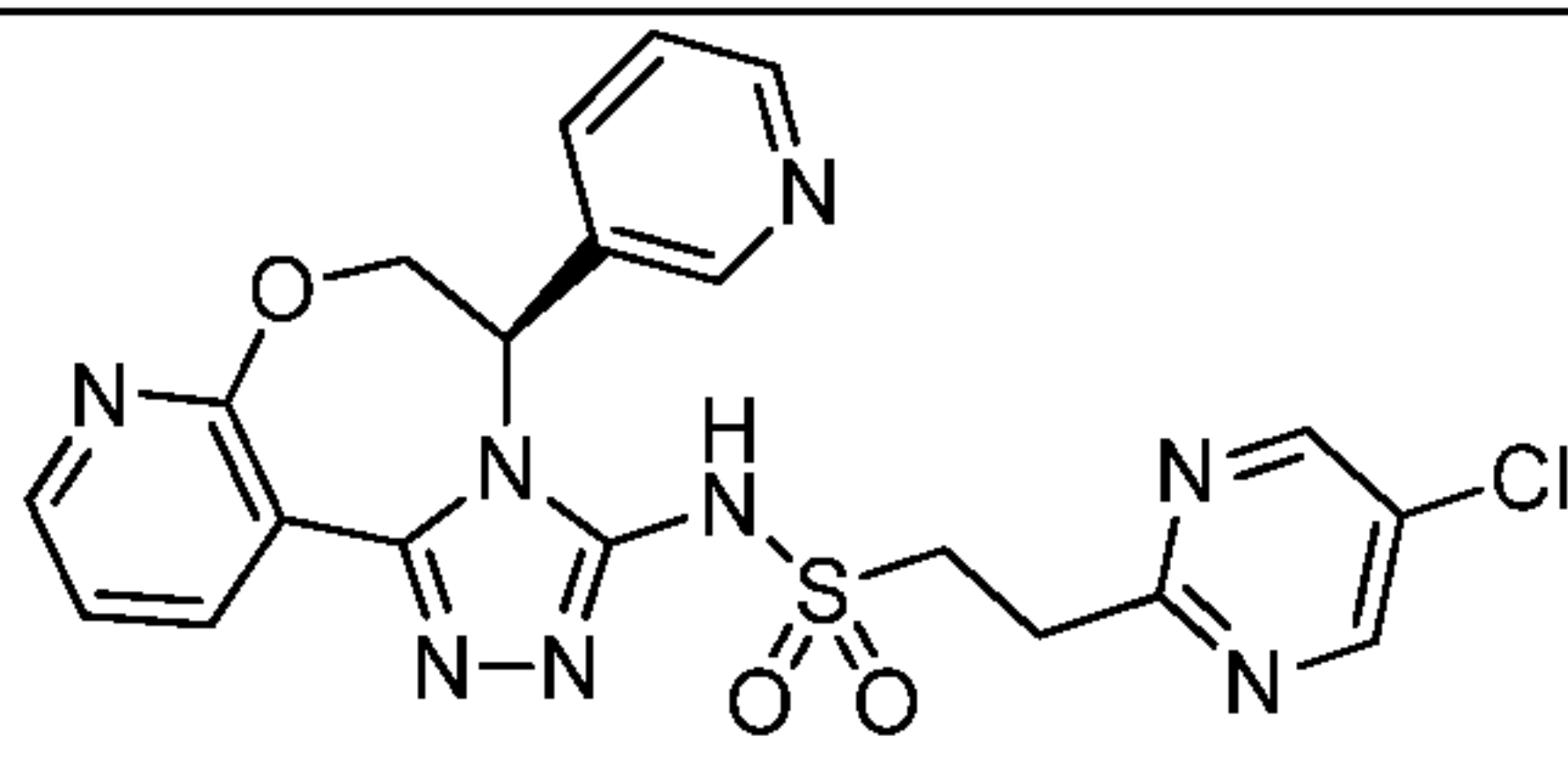
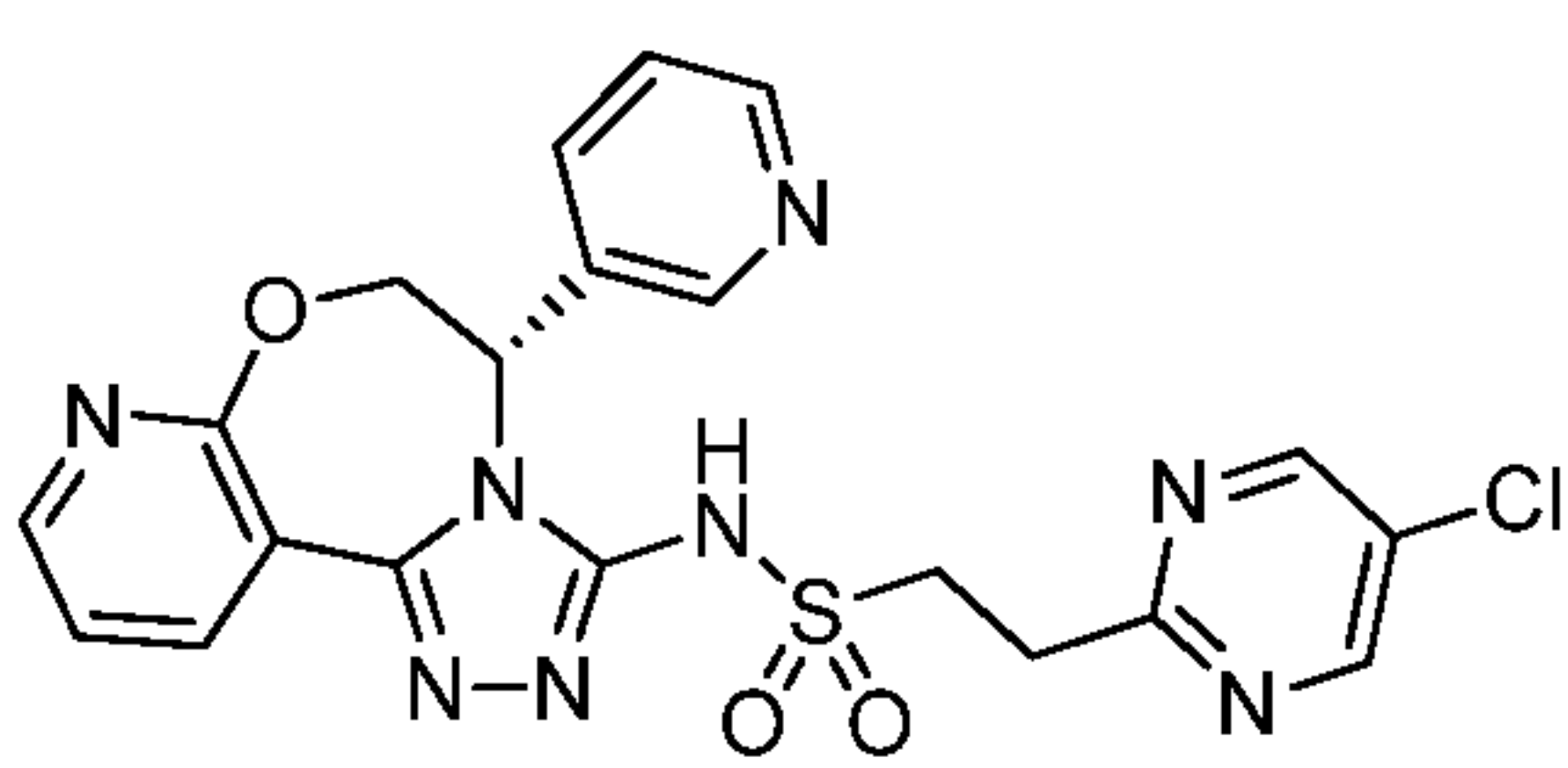
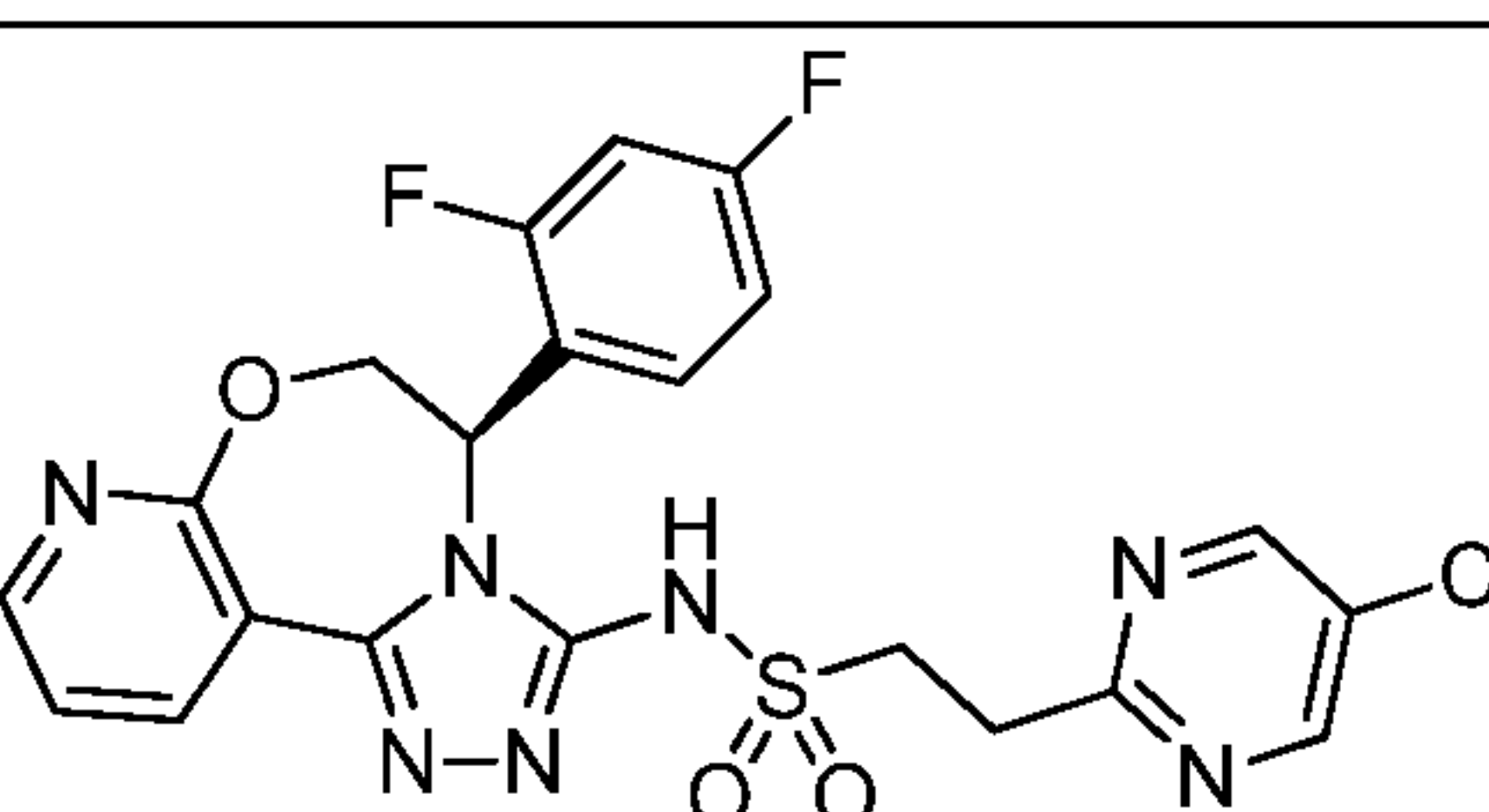
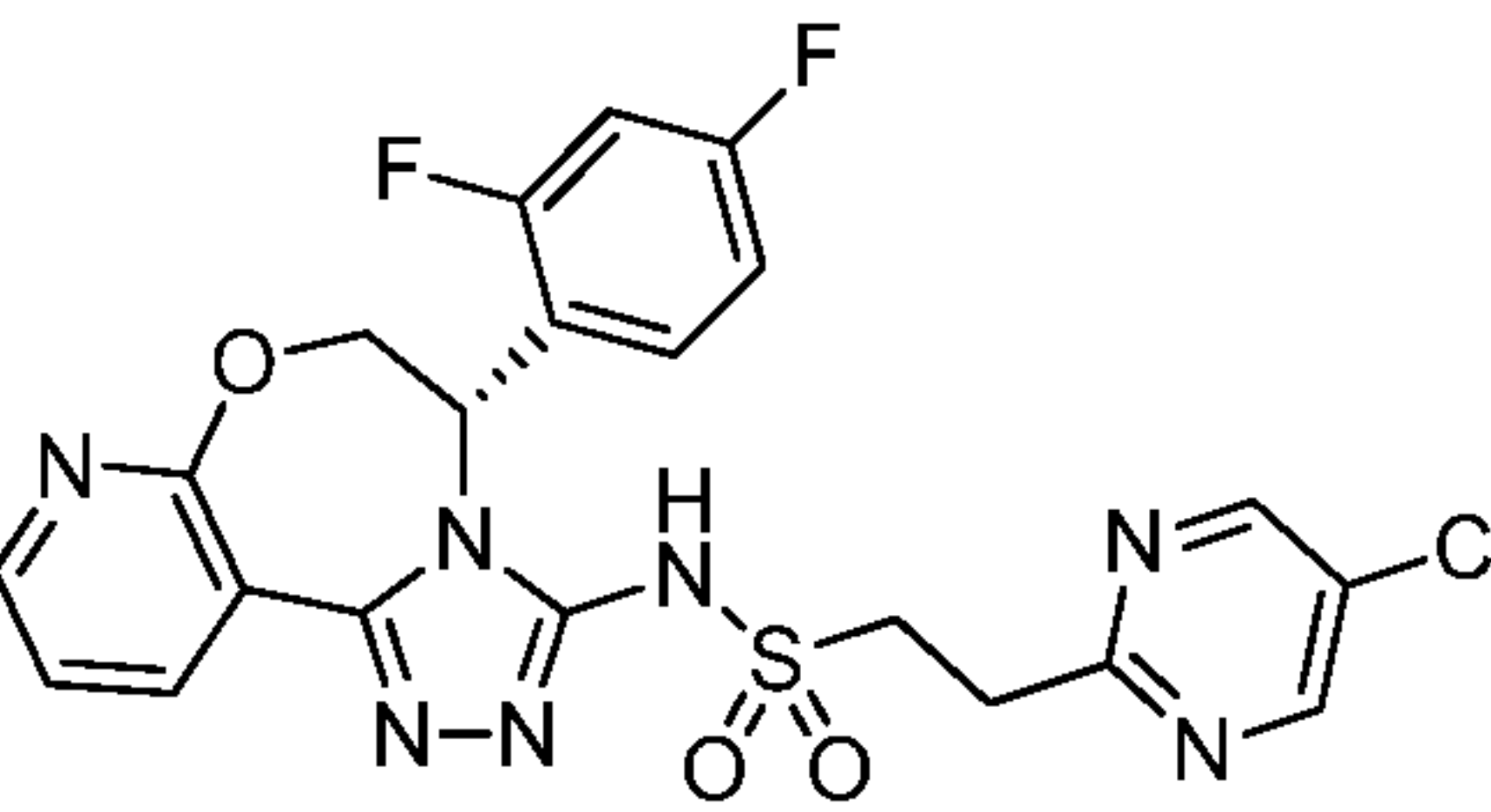
<p>80.0</p>	<p>5-isothiocyanato-2,2-dimethyl-1,3-dioxane (Example 1.1), 2-(5-chloropyrimidin-2-yl)ethanesulfonamide (Example 71.1), and 2-chloro-3-fluoroisonicotinohydrazide (commercially available from ChemShuttle).</p>	 <p>(R)-N-(8-chloro-5-(methoxymethyl)-5,6-dihydropyrido[4,3-f][1,2,4]triazolo[4,3-d][1,4]oxazepin-3-yl)-2-(5-chloropyrimidin-2-yl)ethanesulfonamide and (S)-N-(8-chloro-5-(methoxymethyl)-5,6-dihydropyrido[4,3-f][1,2,4]triazolo[4,3-d][1,4]oxazepin-3-yl)-2-(5-chloropyrimidin-2-yl)ethanesulfonamide.</p>
<p>81.0</p>	<p>(±)-tert-butyl(3-ethoxy-2-isothiocyanatopropoxy)dimethylsilane (Example 73.1), 2-(5-chloropyrimidin-2-yl)ethanesulfonamide (Example 71.1), and 2-chloro-3-fluoroisonicotinohydrazide (commercially available from ChemShuttle).</p>	 <p>(R)-N-(8-chloro-5-(ethoxymethyl)-5,6-dihydropyrido[4,3-f][1,2,4]triazolo[4,3-d][1,4]oxazepin-3-yl)-2-(5-chloropyrimidin-2-yl)ethanesulfonamide and (S)-N-(8-chloro-5-(ethoxymethyl)-5,6-dihydropyrido[4,3-f][1,2,4]triazolo[4,3-d][1,4]oxazepin-3-yl)-2-(5-chloropyrimidin-2-yl)ethanesulfonamide.</p>

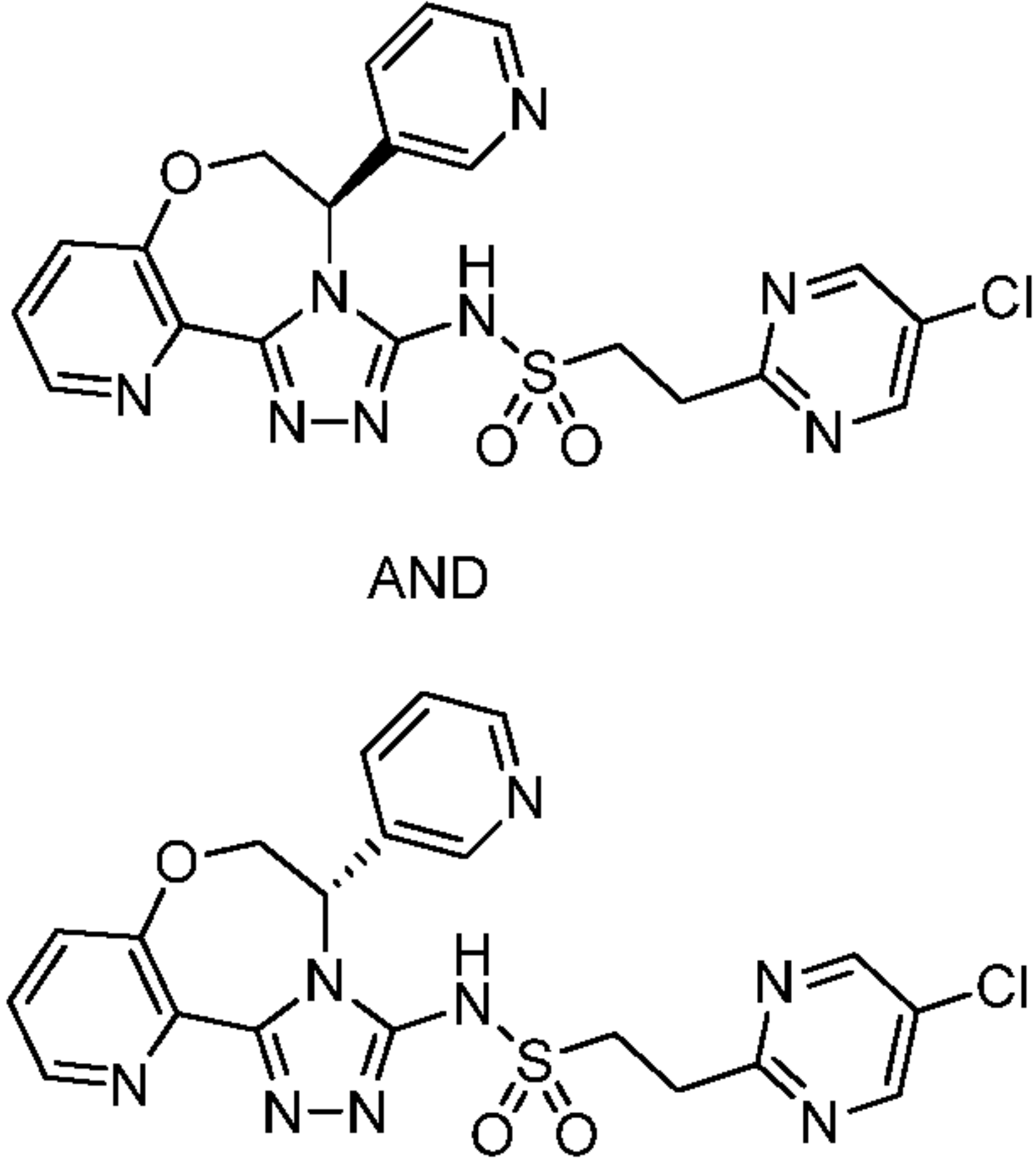
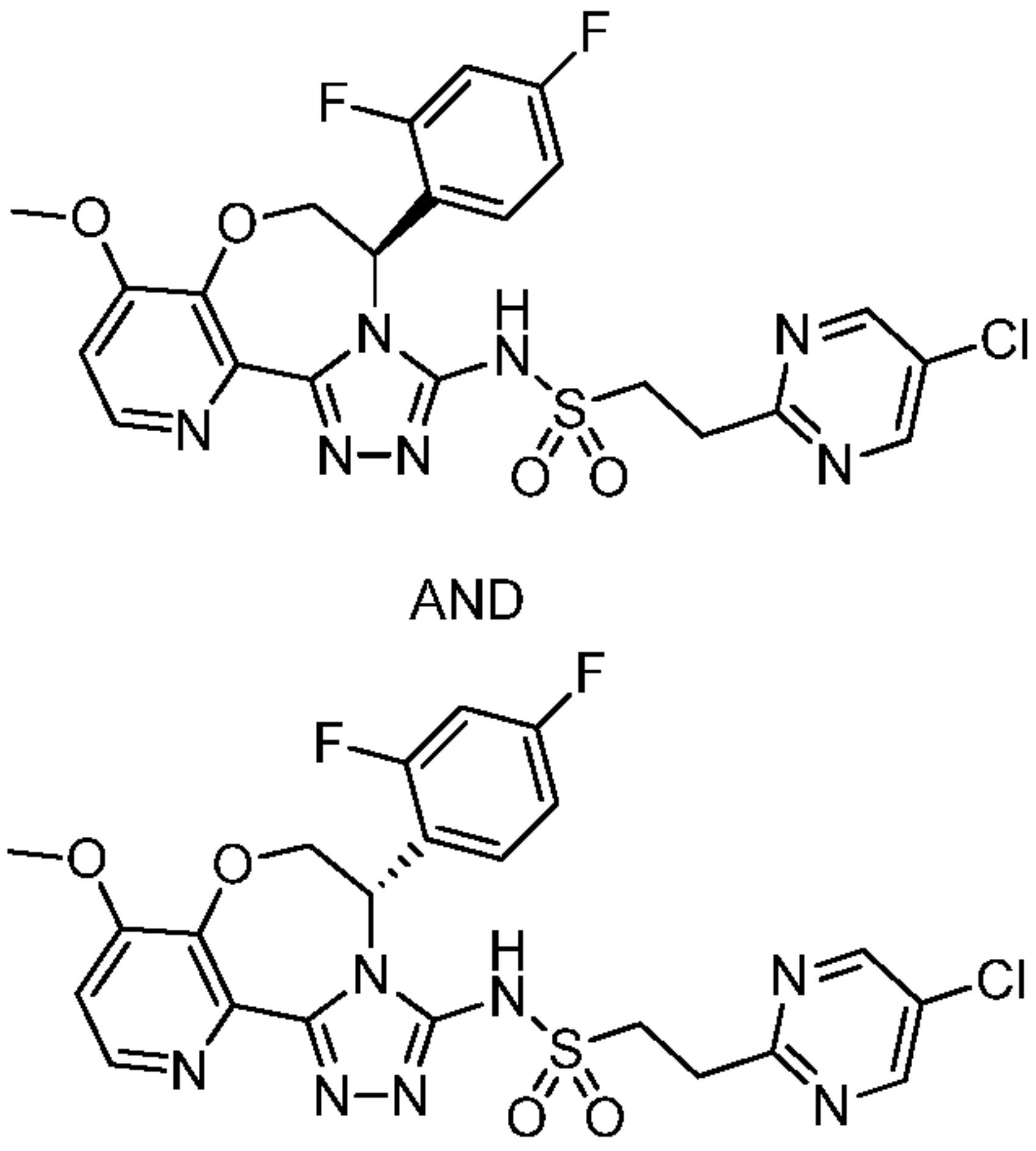
<p>82.0</p>	<p>5-isothiocyanato-2,2-dimethyl-1,3-dioxane (Example 1.1), 2-(5-chloropyrimidin-2-yl)ethanesulfonamide (Example 71.1), and 4-fluoro-5-(2,2,2-trifluoroethoxy)nicotino hydrazide (Example 82.1).</p>	 <p>(R)-2-(5-chloropyrimidin-2-yl)-N-(5-(methoxymethyl)-8-(2,2,2-trifluoroethoxy)-5,6-dihydropyrido[3,4-f][1,2,4]triazolo[4,3-d][1,4]oxazepin-3-yl)ethanesulfonamide and (S)-2-(5-chloropyrimidin-2-yl)-N-(5-(methoxymethyl)-8-(2,2,2-trifluoroethoxy)-5,6-dihydropyrido[3,4-f][1,2,4]triazolo[4,3-d][1,4]oxazepin-3-yl)ethanesulfonamide.</p>
<p>83.0</p>	<p>(±)-tert-butyl(3-ethoxy-2-isothiocyanatopropoxy)dimethylsilane (Example 73.1), 2-(5-chloropyrimidin-2-yl)ethanesulfonamide (Example 71.1), and 4-fluoro-5-(2,2,2-trifluoroethoxy)nicotino hydrazide (Example 82.1).</p>	 <p>(R)-2-(5-chloropyrimidin-2-yl)-N-(5-(ethoxymethyl)-8-(2,2,2-trifluoroethoxy)-5,6-dihydropyrido[3,4-f][1,2,4]triazolo[4,3-d][1,4]oxazepin-3-yl)ethanesulfonamide and (S)-2-(5-chloropyrimidin-2-yl)-N-(5-(ethoxymethyl)-8-(2,2,2-trifluoroethoxy)-5,6-dihydropyrido[3,4-f][1,2,4]triazolo[4,3-d][1,4]oxazepin-3-yl)ethanesulfonamide.</p>

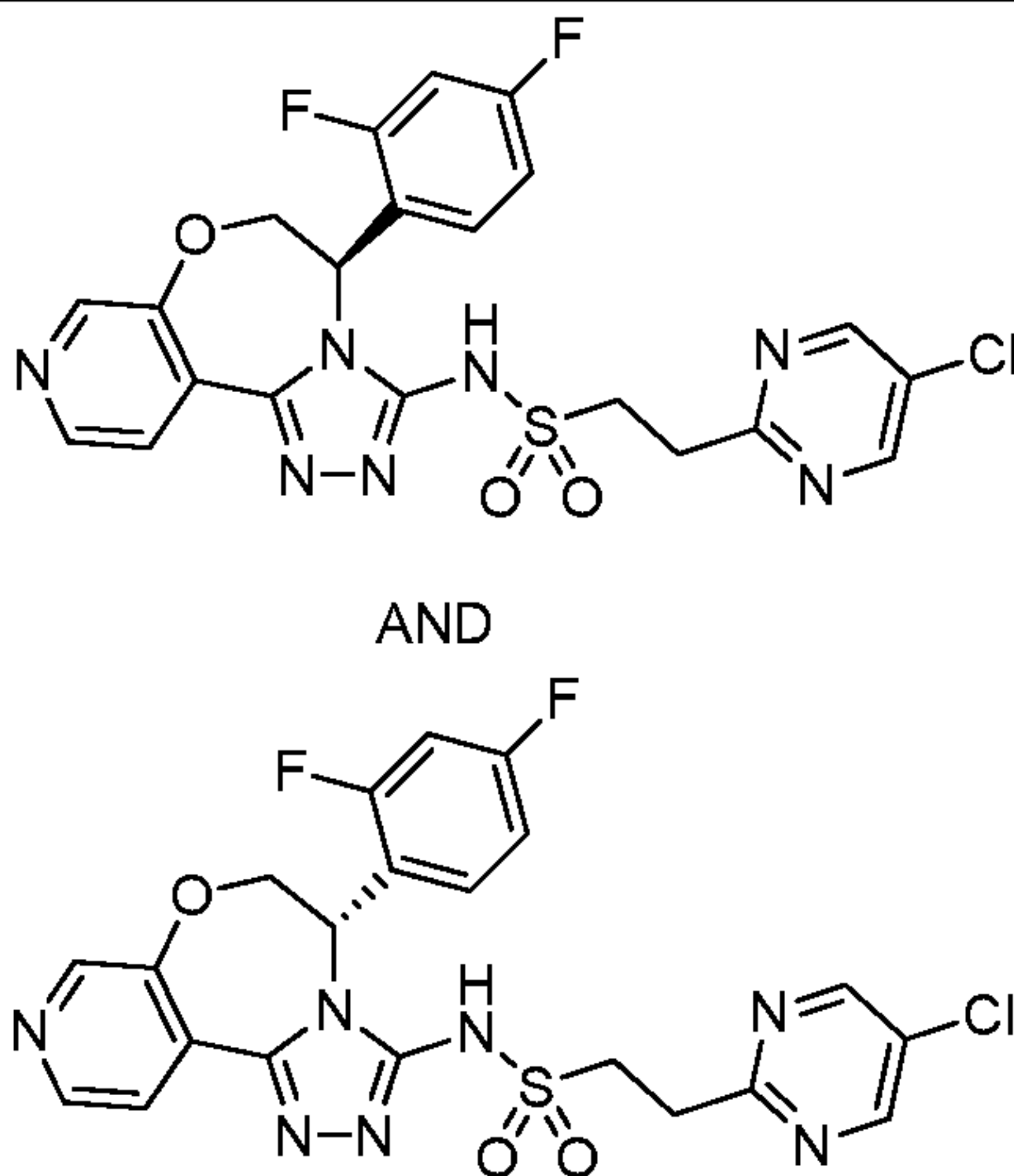
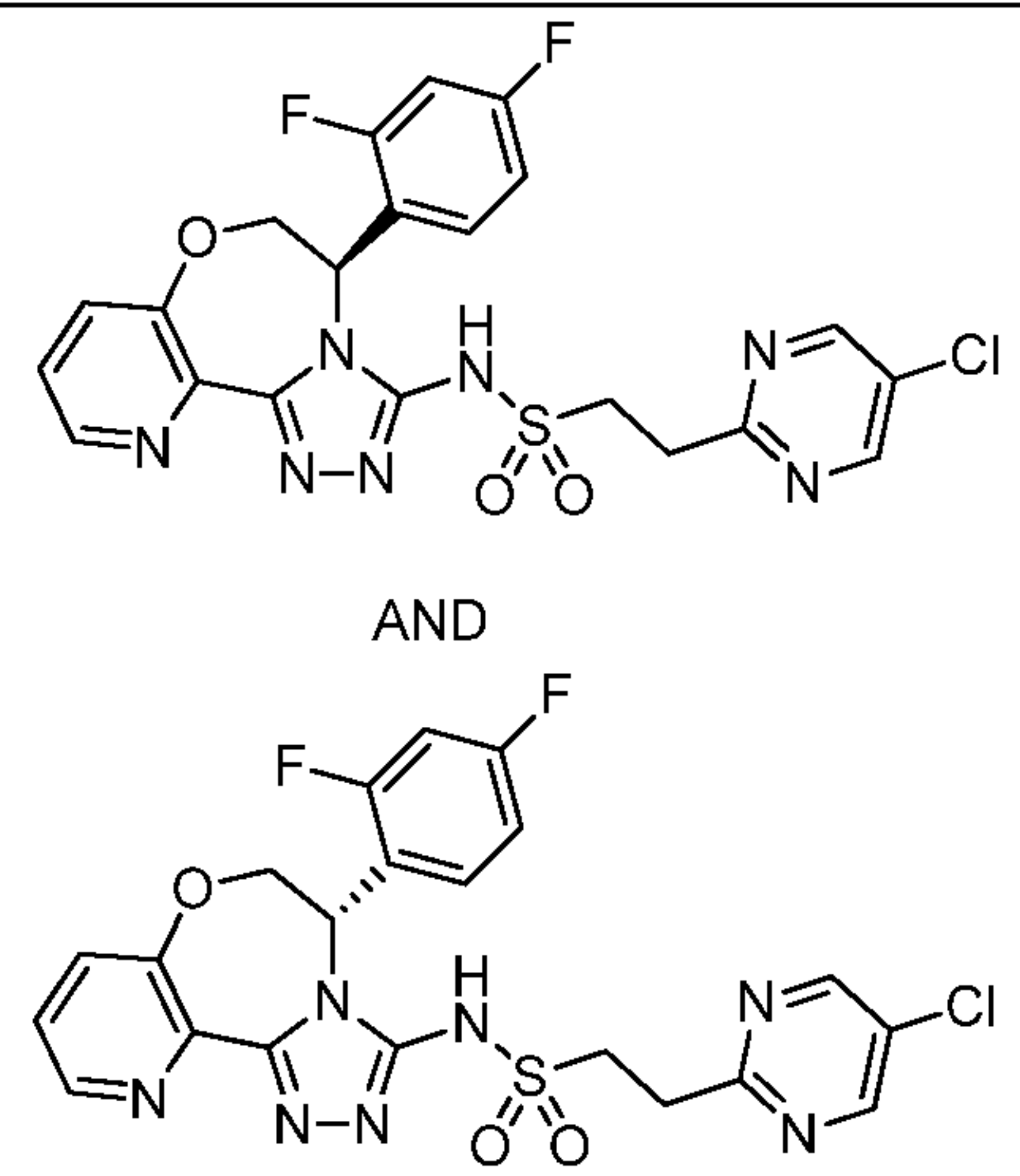
<p>84.0</p>	<p>5-isothiocyanato-2,2-dimethyl-1,3-dioxane (Example 1.1), 2-(5-chloropyrimidin-2-yl)ethanesulfonamide (Example 71.1), and 3-bromo-4-(2,2,2-trifluoroethoxy)picolino hydrazide (Example 84.1).</p>	 <p>(R)-2-(5-chloropyrimidin-2-yl)-N-(5-(methoxymethyl)-8-(2,2,2-trifluoroethoxy)-5,6-dihydropyrido[2,3-f][1,2,4]triazolo[4,3-d][1,4]oxazepin-3-yl)ethanesulfonamide and (S)-2-(5-chloropyrimidin-2-yl)-N-(5-(methoxymethyl)-8-(2,2,2-trifluoroethoxy)-5,6-dihydropyrido[2,3-f][1,2,4]triazolo[4,3-d][1,4]oxazepin-3-yl)ethanesulfonamide.</p>
<p>85.0</p>	<p>(±)-tert-butyl(3-ethoxy-2-isothiocyanatopropoxy)dimethylsilane (Example 73.1), 2-(5-chloropyrimidin-2-yl)ethanesulfonamide (Example 71.1), and 3-bromo-4-(2,2,2-trifluoroethoxy)picolino hydrazide (Example 84.1).</p>	 <p>(R)-2-(5-chloropyrimidin-2-yl)-N-(5-(ethoxymethyl)-8-(2,2,2-trifluoroethoxy)-5,6-dihydropyrido[2,3-f][1,2,4]triazolo[4,3-d][1,4]oxazepin-3-yl)ethanesulfonamide and (S)-2-(5-chloropyrimidin-2-yl)-N-(5-(ethoxymethyl)-8-(2,2,2-trifluoroethoxy)-5,6-dihydropyrido[2,3-f][1,2,4]triazolo[4,3-d][1,4]oxazepin-3-yl)ethanesulfonamide.</p>

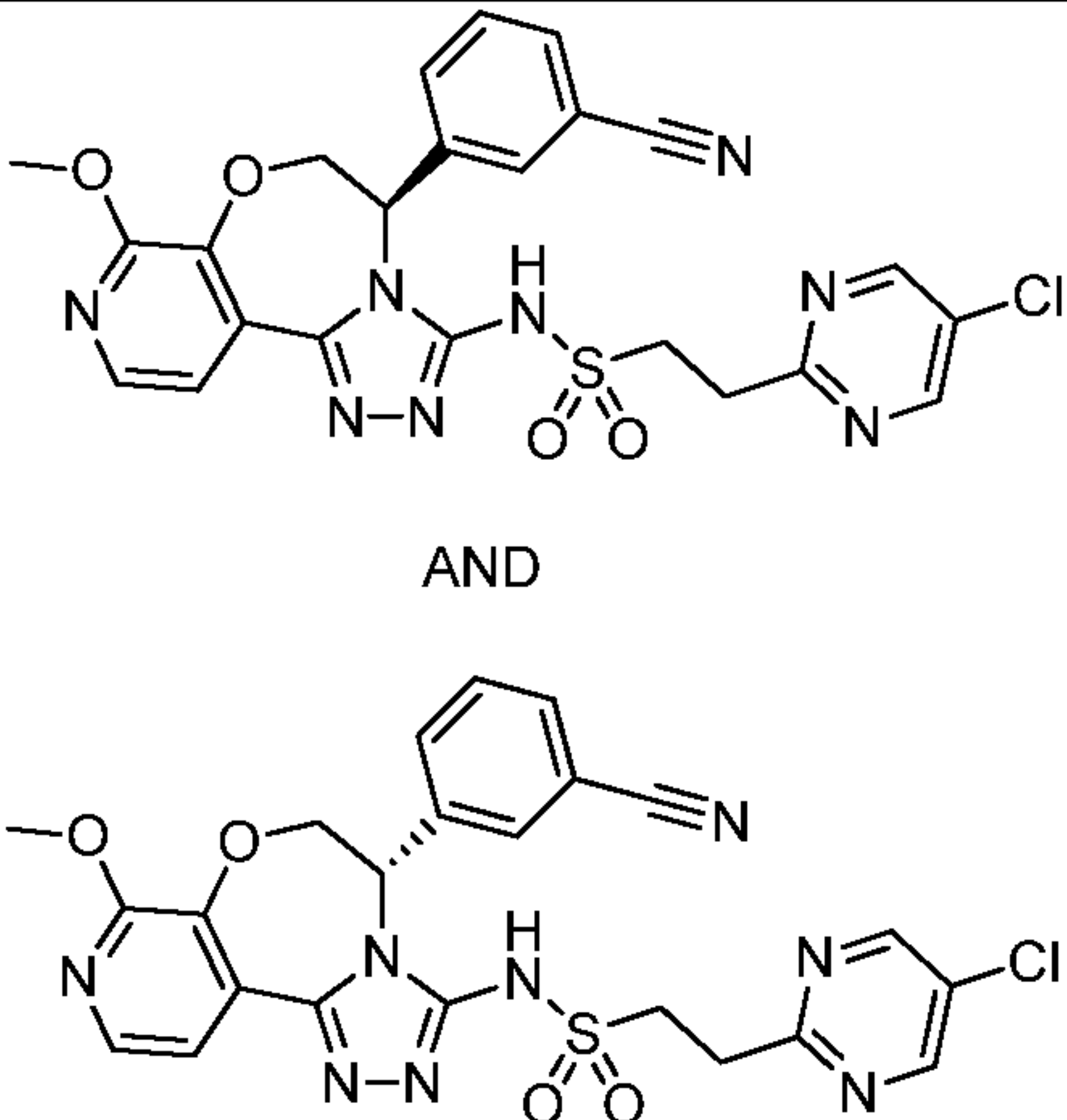
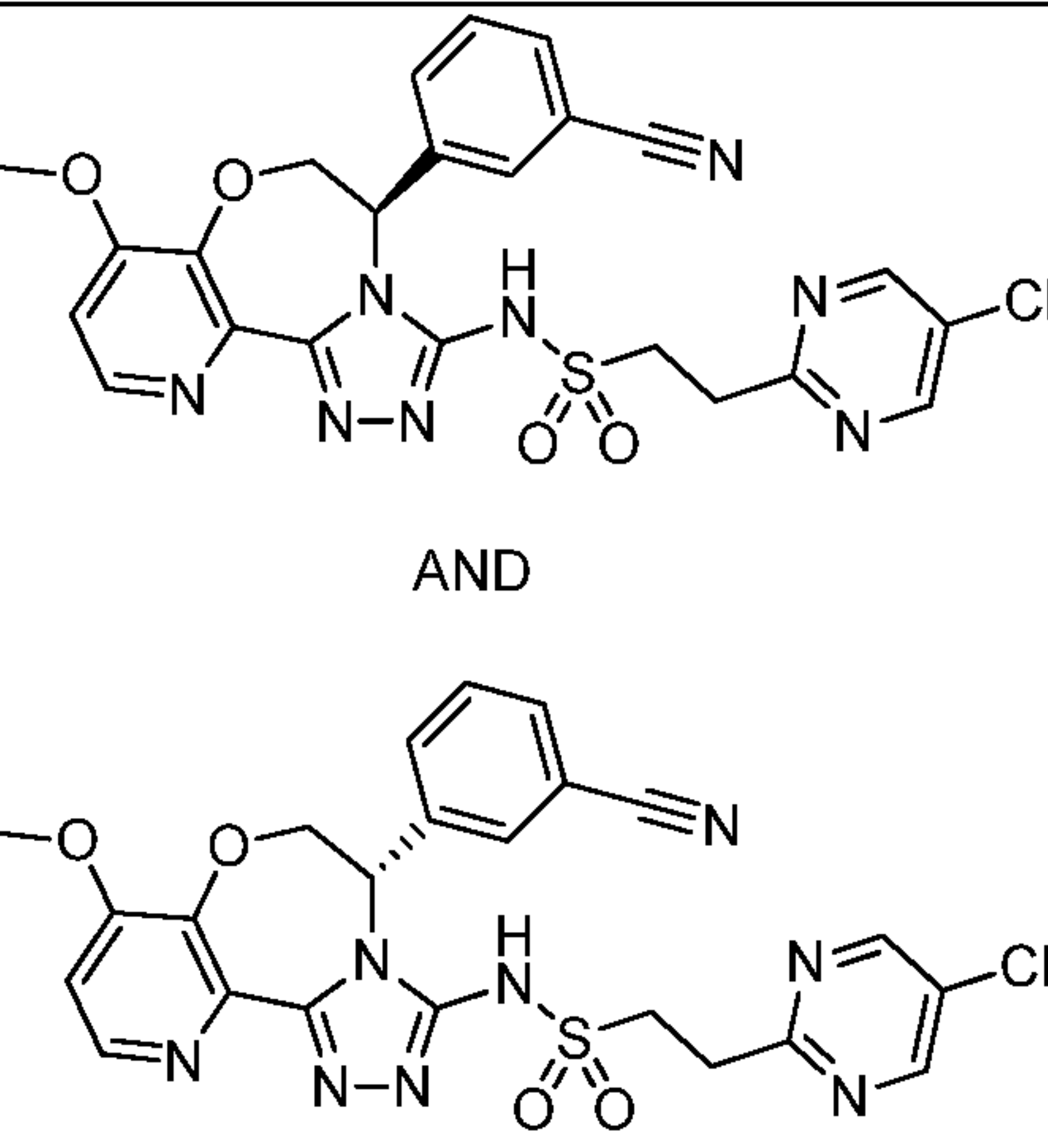
<p>86.0</p>	<p>5-isothiocyanato-2,2-dimethyl-1,3-dioxane (Example 1.1), 2-(5-chloropyrimidin-2-yl)ethanesulfonamide (Example 71.1), and 3-bromo-2-methoxyisonicotinohydrazide (Example 86.1).</p>	 <p>(R)-2-(5-chloropyrimidin-2-yl)-N-(5-(methoxymethyl)-8-(trifluoromethoxy)-5,6-dihydropyrido[4,3-f][1,2,4]triazolo[4,3-d][1,4]oxazepin-3-yl)ethanesulfonamide and (S)-2-(5-chloropyrimidin-2-yl)-N-(5-(methoxymethyl)-8-(trifluoromethoxy)-5,6-dihydropyrido[4,3-f][1,2,4]triazolo[4,3-d][1,4]oxazepin-3-yl)ethanesulfonamide.</p>
<p>87.0</p>	<p>(±)-tert-butyl(3-ethoxy-2-isothiocyanatopropoxy)dimethylsilane (Example 73.1), 2-(5-chloropyrimidin-2-yl)ethanesulfonamide (Example 71.1), and 3-bromo-2-methoxyisonicotinohydrazide (Example 86.1).</p>	 <p>(R)-2-(5-chloropyrimidin-2-yl)-N-(5-(ethoxymethyl)-8-(trifluoromethoxy)-5,6-dihydropyrido[4,3-f][1,2,4]triazolo[4,3-d][1,4]oxazepin-3-yl)ethanesulfonamide and (S)-2-(5-chloropyrimidin-2-yl)-N-(5-(ethoxymethyl)-8-(trifluoromethoxy)-5,6-dihydropyrido[4,3-f][1,2,4]triazolo[4,3-d][1,4]oxazepin-3-yl)ethanesulfonamide.</p>

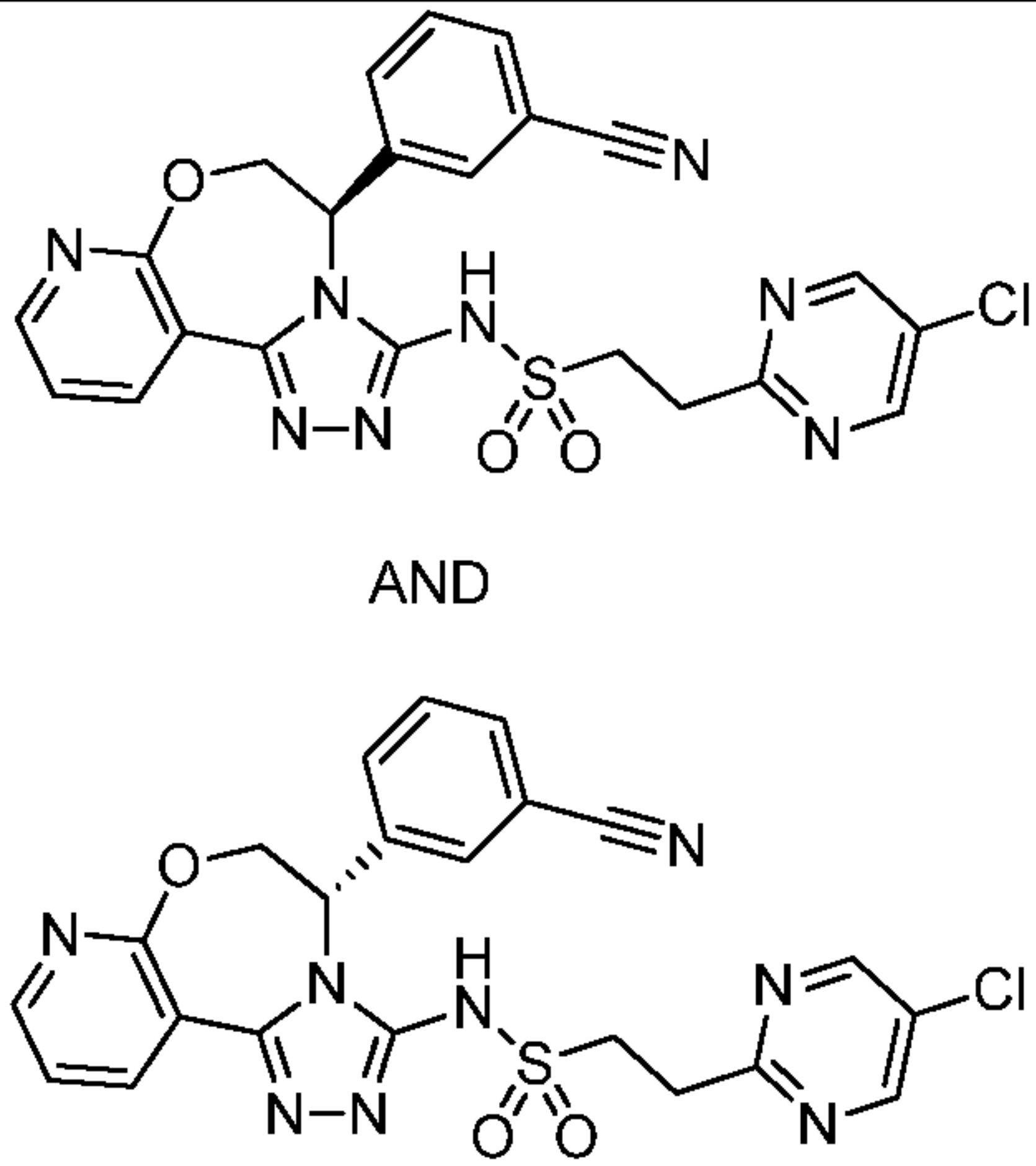
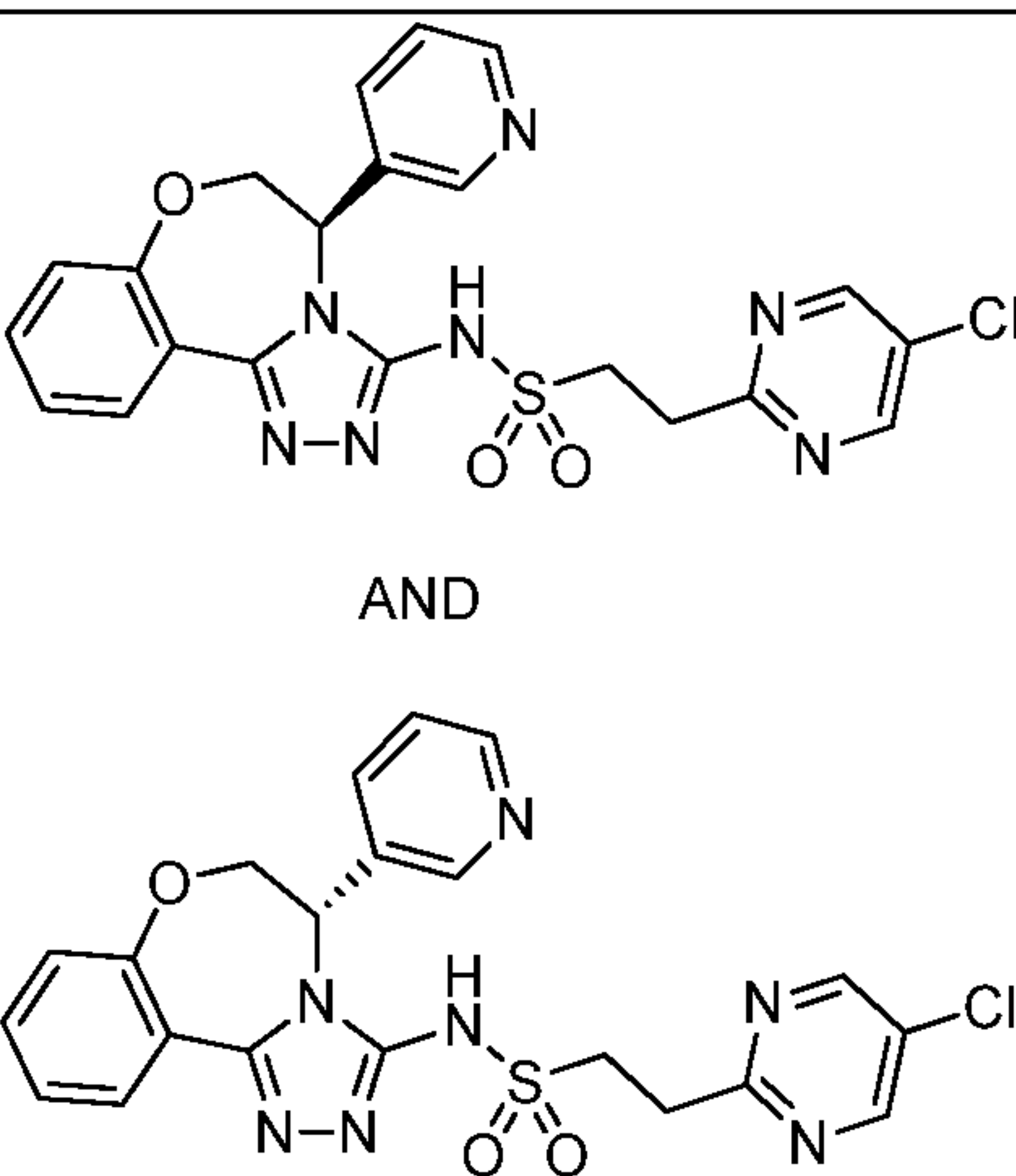
<p>88.0</p>	<p>(±)-tert-butyl(2-(2,4-difluorophenyl)-2-isothiocyanatoethoxy)dimethylsilane (Example 88.1), 2-(5-chloropyrimidin-2-yl)ethanesulfonamide (Example 71.1), and 3-bromo-2-methoxyisonicotinohydrazide (Example 71.2).</p>	 <p>(R)-2-(5-chloropyrimidin-2-yl)-N-(5-(2,4-difluorophenyl)-8-methoxy-5,6-dihydropyrido[4,3-f][1,2,4]triazolo[4,3-d][1,4]oxazepin-3-yl)ethanesulfonamide and (S)-2-(5-chloropyrimidin-2-yl)-N-(5-(2,4-difluorophenyl)-8-methoxy-5,6-dihydropyrido[4,3-f][1,2,4]triazolo[4,3-d][1,4]oxazepin-3-yl)ethanesulfonamide.</p>
<p>89.0</p>	<p>(±)-3-(2-((tert-butyl dimethylsilyl)oxy)-1-isothiocyanatoethyl)pyridine (Example 89.1), 2-(5-chloropyrimidin-2-yl)ethanesulfonamide (Example 71.1), and 3-bromo-2-methoxyisonicotinohydrazide (Example 71.2).</p>	 <p>(R)-2-(5-chloropyrimidin-2-yl)-N-(8-methoxy-5-(pyridin-3-yl)-5,6-dihydropyrido[4,3-f][1,2,4]triazolo[4,3-d][1,4]oxazepin-3-yl)ethanesulfonamide and (S)-2-(5-chloropyrimidin-2-yl)-N-(8-methoxy-5-(pyridin-3-yl)-5,6-dihydropyrido[4,3-f][1,2,4]triazolo[4,3-d][1,4]oxazepin-3-yl)ethanesulfonamide.</p>

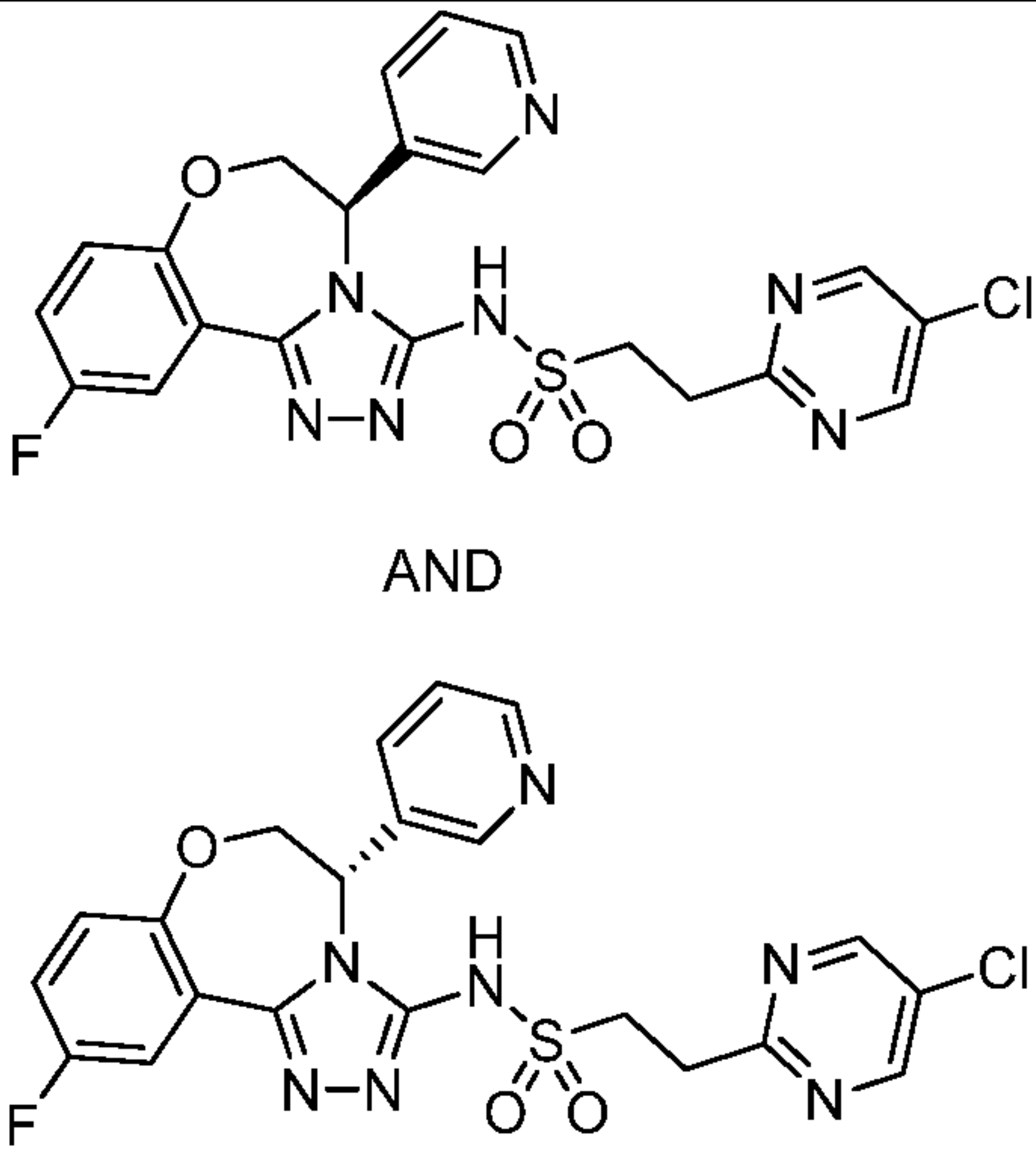
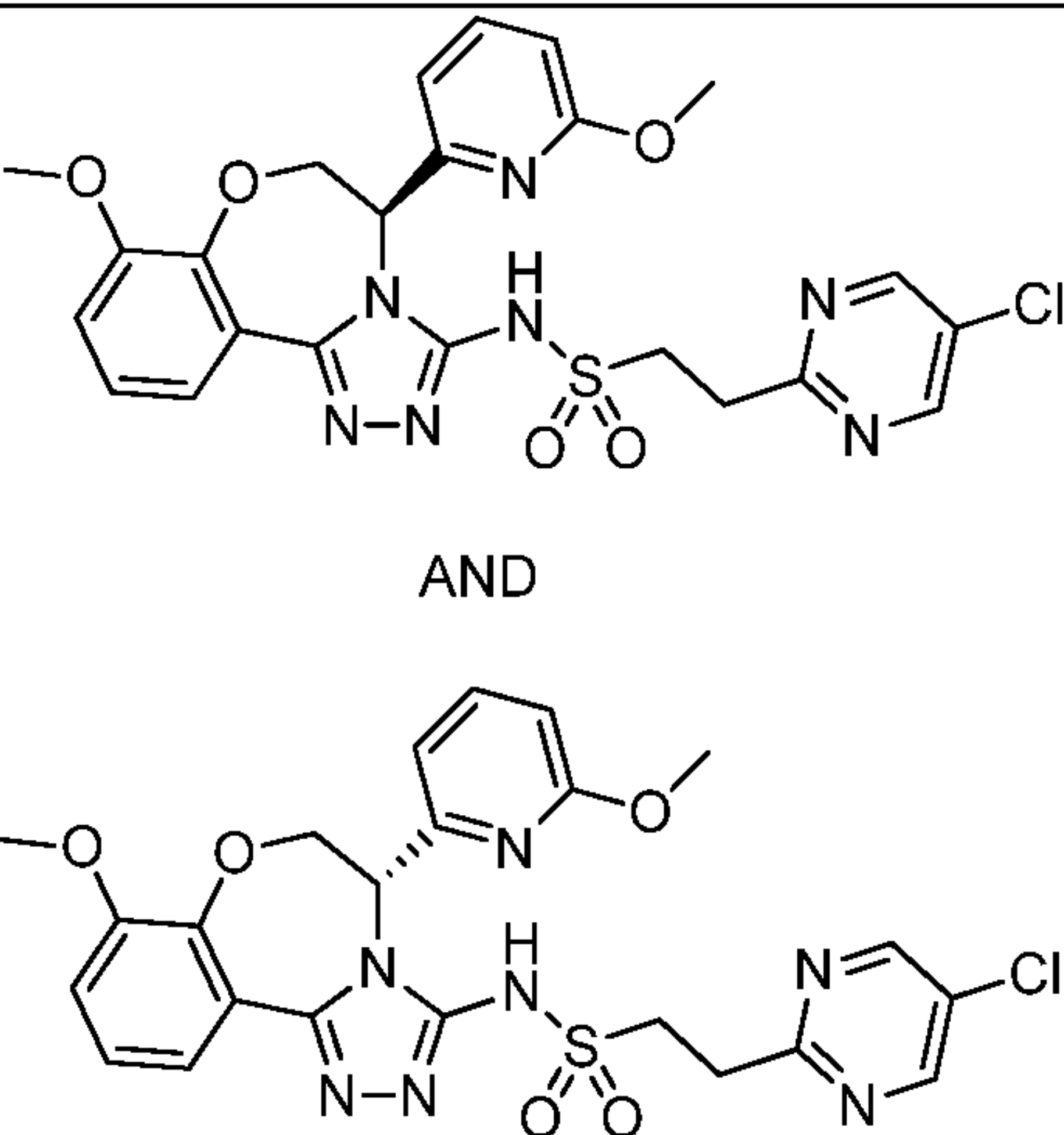
		d][1,4]oxazepin-3-yl)ethanesulfonamide.
90.0	(±)-3-(2-((tert-butyl dimethylsilyl)oxy)-1-isothiocyanatoethyl)pyridine (Example 89.1), 2-(5-chloropyrimidin-2-yl) ethanesulfonamide (Example 71.1), and 2-bromonicotinohydrazide (commercially available from SynChem Inc. Elk Grove Village, IL).	 <p>AND</p>  <p>(R)-2-(5-chloropyrimidin-2-yl)-N-(5-(pyridin-3-yl)-5,6-dihydropyrido[3,2-f][1,2,4]triazolo[4,3-d][1,4]oxazepin-3-yl)ethanesulfonamide and (S)-2-(5-chloropyrimidin-2-yl)-N-(5-(pyridin-3-yl)-5,6-dihydropyrido[3,2-f][1,2,4]triazolo[4,3-d][1,4]oxazepin-3-yl)ethanesulfonamide.</p>
91.0	(±)-tert-butyl(2-(2,4-difluorophenyl)-2-isothiocyanatoethoxy)dimethylsilane (Example 88.1), 2-(5-chloropyrimidin-2-yl) ethanesulfonamide (Example 71.1), and 2-bromonicotinohydrazide (commercially available from SynChem Inc. Elk Grove Village, IL).	 <p>AND</p>  <p>(R)-2-(5-chloropyrimidin-2-yl)-N-(5-(2,4-difluorophenyl)-5,6-dihydropyrido[3,2-f][1,2,4]triazolo[4,3-d][1,4]oxazepin-3-yl)ethanesulfonamide and (S)-2-(5-chloropyrimidin-2-yl)-N-(5-(2,4-difluorophenyl)-5,6-dihydropyrido[3,2-f][1,2,4]triazolo[4,3-</p>

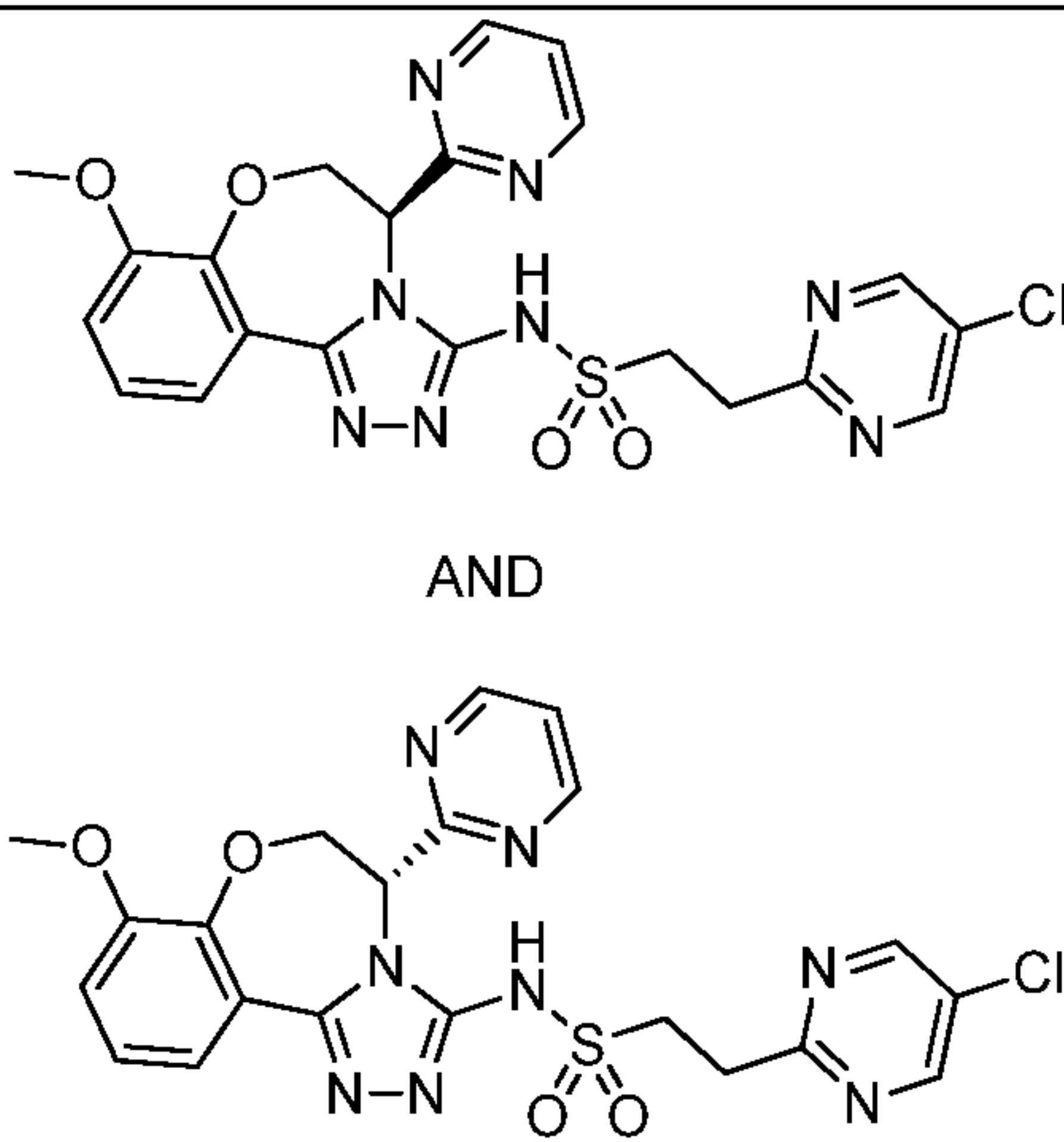
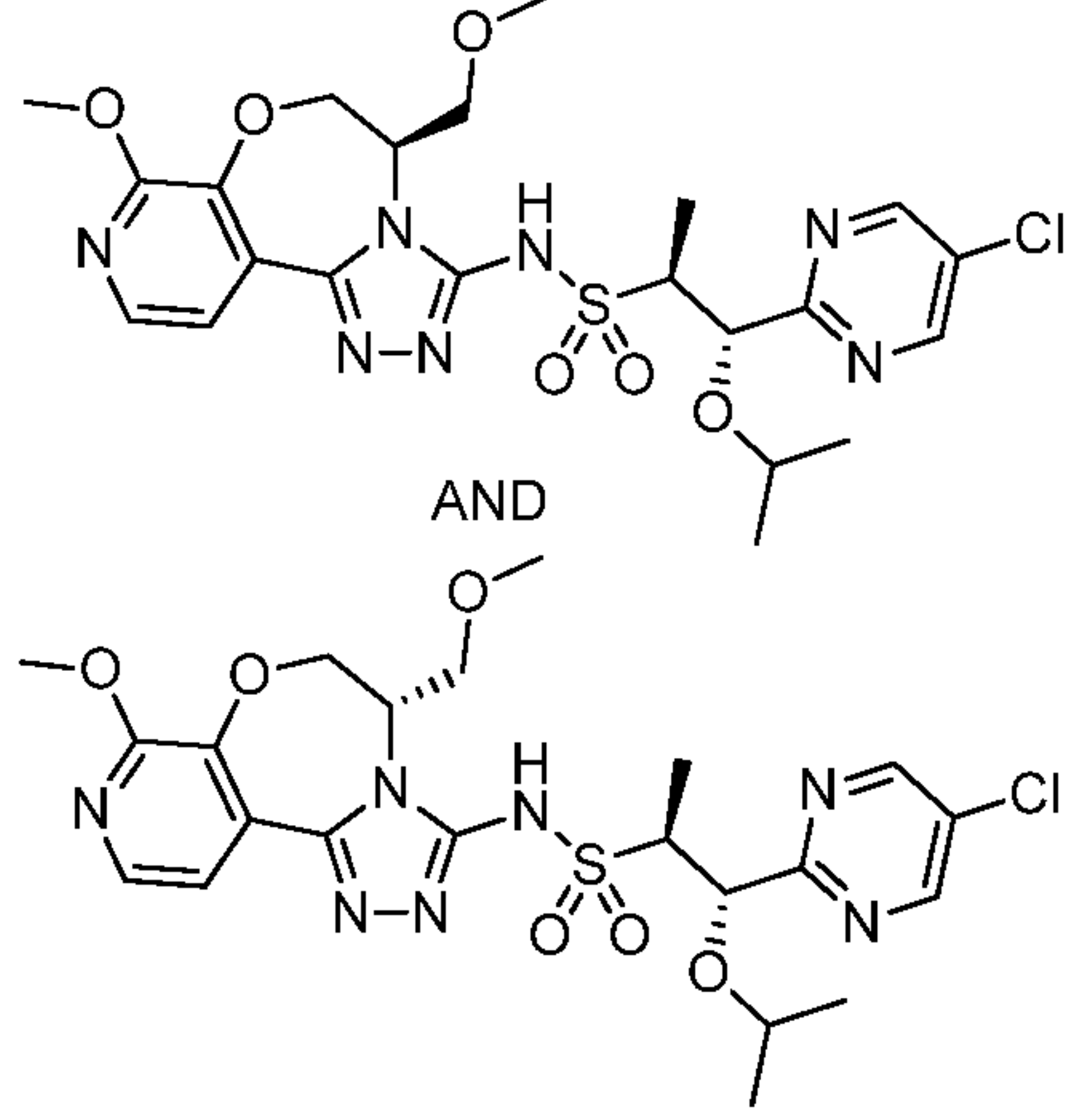
		d][1,4]oxazepin-3-yl)ethanesulfonamide.
92.0	(±)-3-(2-((tert-butyl dimethylsilyl)oxy)-1-isothiocyanatoethyl)pyridine (Example 89.1), 2-(5-chloropyrimidin-2-yl) ethanesulfonamide (Example 71.1), and 3-bromopicolinohydrazide (commercially available from SynChem Inc. Elk Grove Village, IL).	 <p>AND</p> <p>(R)-2-(5-chloropyrimidin-2-yl)-N-(5-(pyridin-3-yl)-5,6-dihydropyrido[2,3-f][1,2,4]triazolo[4,3-d][1,4]oxazepin-3-yl)ethanesulfonamide and (S)-2-(5-chloropyrimidin-2-yl)-N-(5-(pyridin-3-yl)-5,6-dihydropyrido[2,3-f][1,2,4]triazolo[4,3-d][1,4]oxazepin-3-yl)ethanesulfonamide.</p>
93.0	(±)-tert-butyl(2-(2,4-difluorophenyl)-2-isothiocyanatoethoxy)dimethylsilane (Example 88.1), 2-(5-chloropyrimidin-2-yl) ethanesulfonamide (Example 71.1), and 3-bromo-4-methoxypicolinohydrazide (Example 93.1).	 <p>AND</p> <p>(R)-2-(5-chloropyrimidin-2-yl)-N-(5-(2,4-difluorophenyl)-8-methoxy-5,6-dihydropyrido[2,3-f][1,2,4]triazolo[4,3-d][1,4]oxazepin-3-yl)ethanesulfonamide and (S)-2-(5-chloropyrimidin-2-yl)-N-(5-(2,4-difluorophenyl)-8-methoxy-5,6-dihydropyrido[2,3-f][1,2,4]triazolo[4,3-d][1,4]oxazepin-3-yl)ethanesulfonamide.</p>

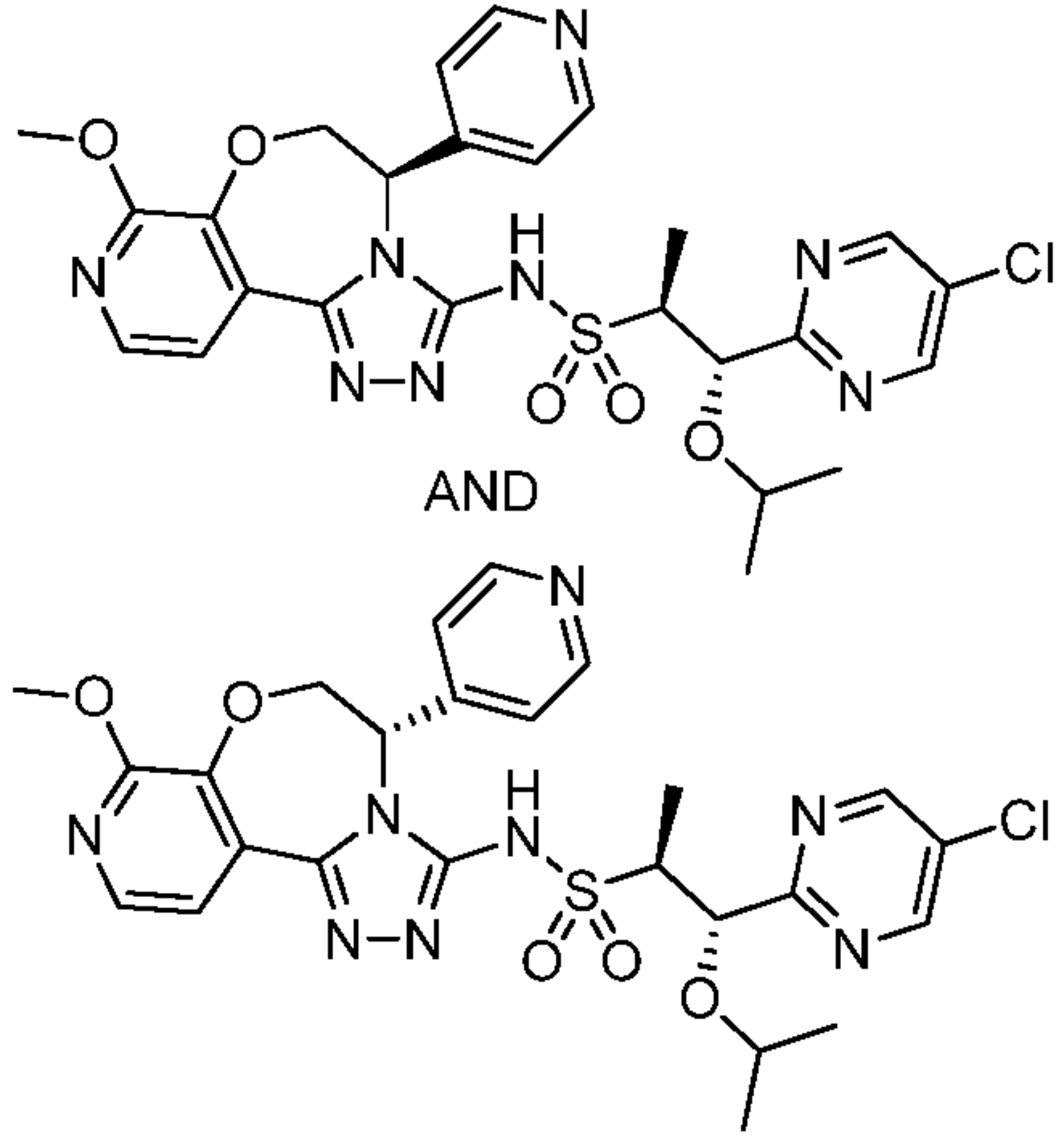
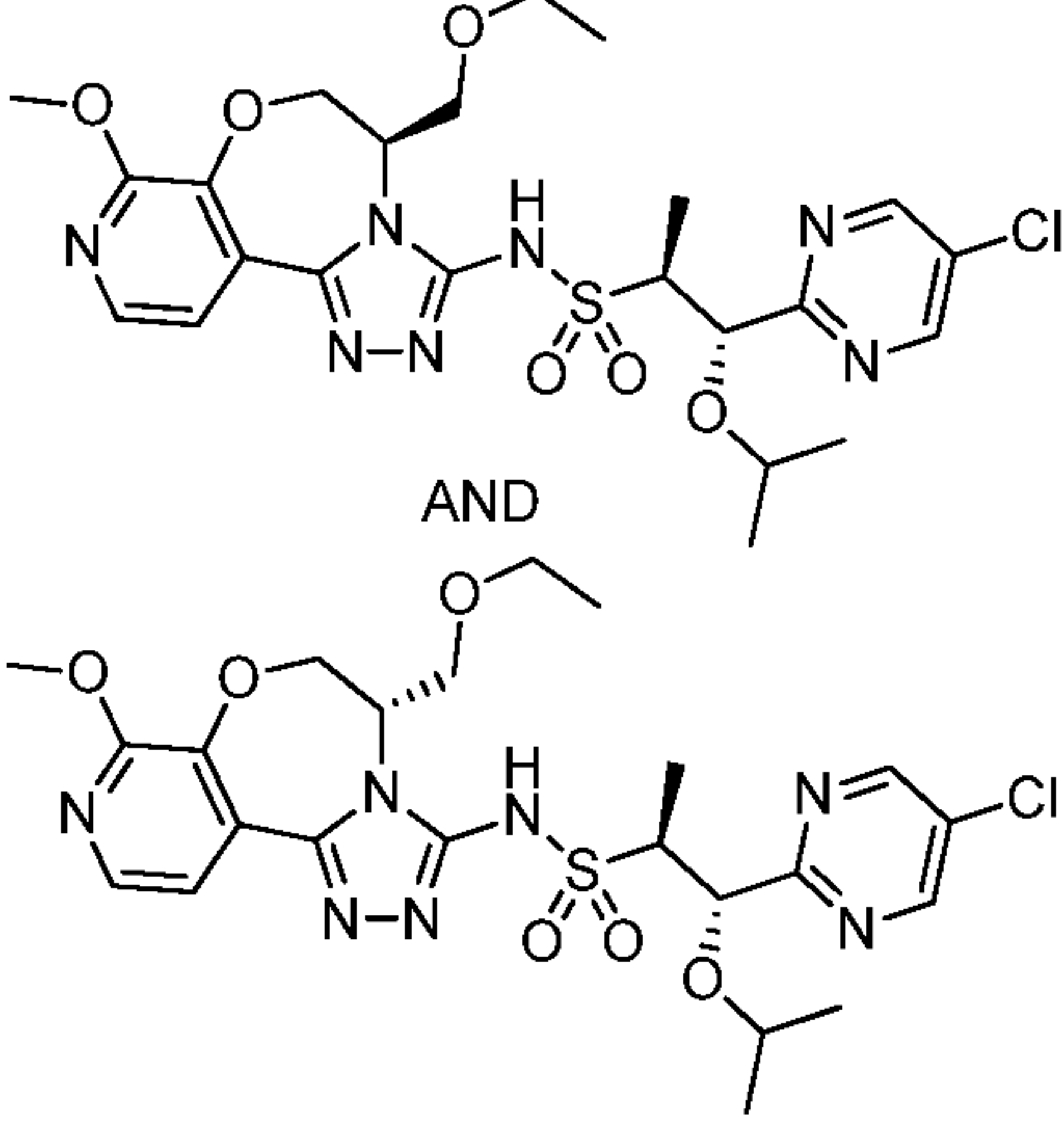
<p>94.0</p>	<p>(±)-tert-butyl(2-(2,4-difluorophenyl)-2-isothiocyanatoethoxy)dimethylsilane (Example 88.1), 2-(5-chloropyrimidin-2-yl)ethanesulfonamide (Example 71.1), and 3-bromoisonicotinohydrazide (commercially available from SynChem Inc. Elk Grove Village, IL).</p>	 <p>(R)-2-(5-chloropyrimidin-2-yl)-N-(5-(2,4-difluorophenyl)-5,6-dihydropyrido[4,3-f][1,2,4]triazolo[4,3-d][1,4]oxazepin-3-yl)ethanesulfonamide and (S)-2-(5-chloropyrimidin-2-yl)-N-(5-(2,4-difluorophenyl)-5,6-dihydropyrido[4,3-f][1,2,4]triazolo[4,3-d][1,4]oxazepin-3-yl)ethanesulfonamide.</p>
<p>95.0</p>	<p>(±)-tert-butyl(2-(2,4-difluorophenyl)-2-isothiocyanatoethoxy)dimethylsilane (Example 88.1), 2-(5-chloropyrimidin-2-yl)ethanesulfonamide (Example 71.1), and 3-bromopicolinohydrazide (commercially available from SynChem Inc. Elk Grove Village, IL).</p>	 <p>(R)-2-(5-chloropyrimidin-2-yl)-N-(5-(2,4-difluorophenyl)-5,6-dihydropyrido[2,3-f][1,2,4]triazolo[4,3-d][1,4]oxazepin-3-yl)ethanesulfonamide and (S)-2-(5-chloropyrimidin-2-yl)-N-(5-(2,4-difluorophenyl)-5,6-dihydropyrido[2,3-f][1,2,4]triazolo[4,3-d][1,4]oxazepin-3-yl)ethanesulfonamide.</p>

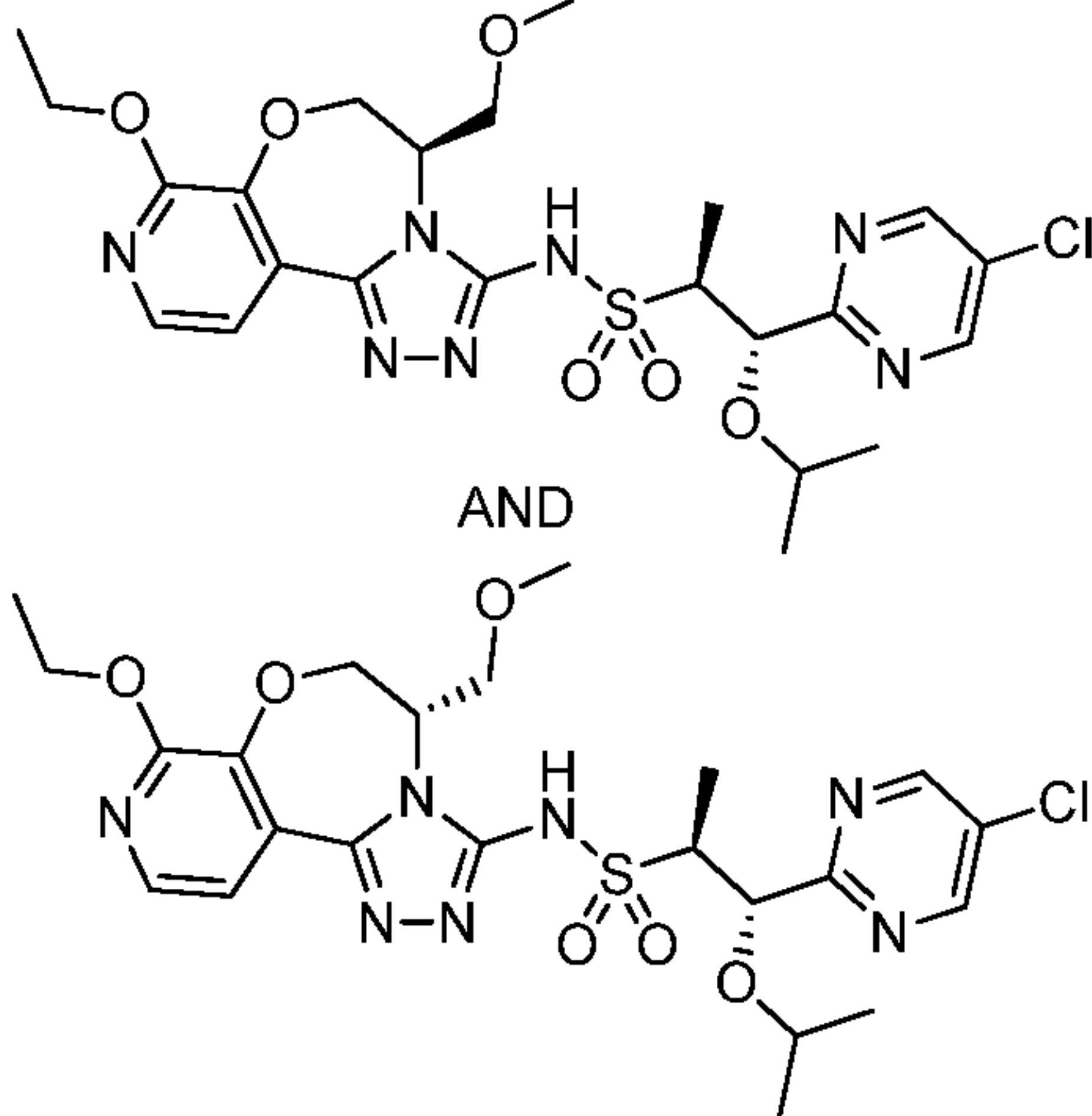
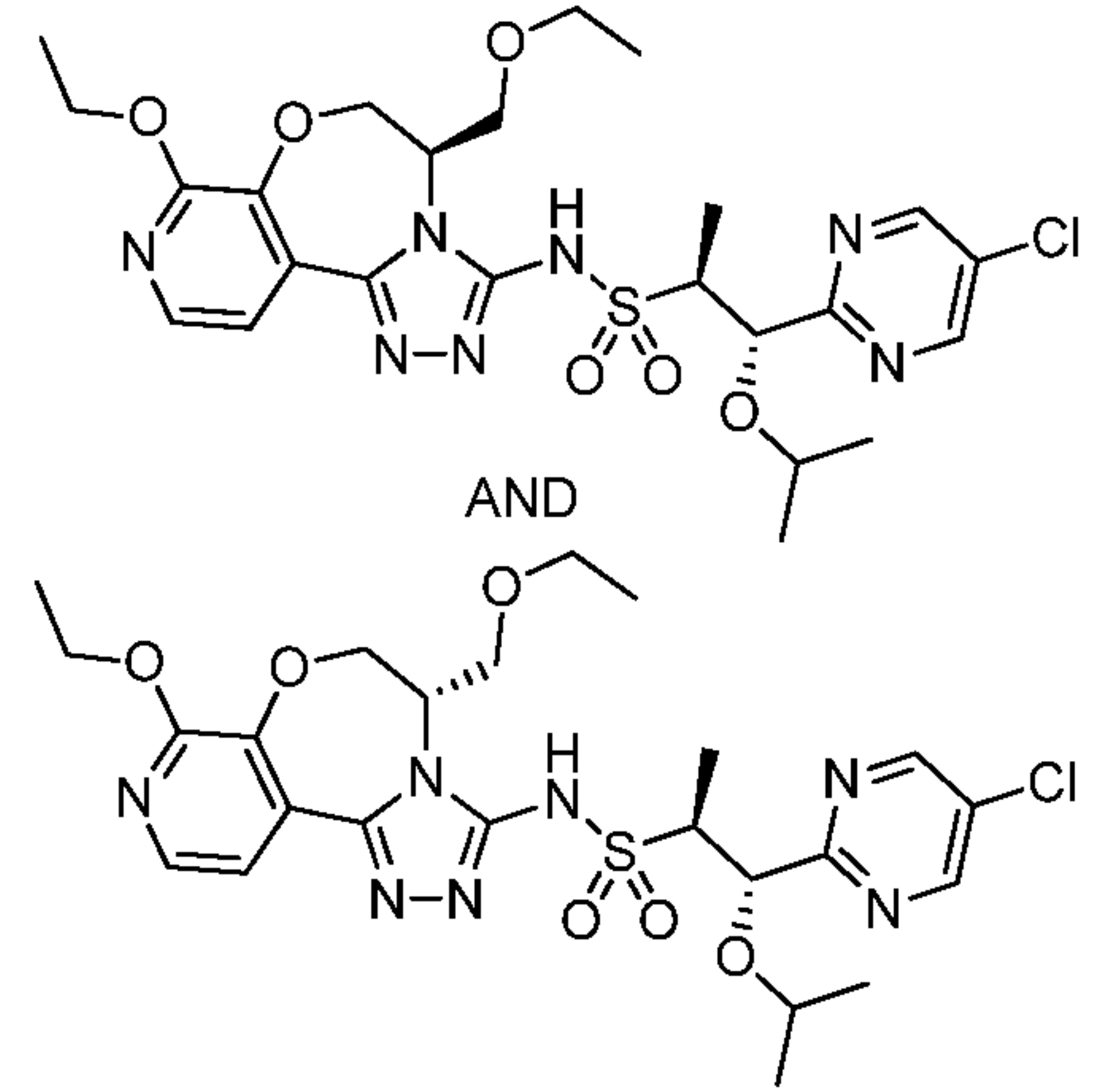
<p>96.0</p>	<p>(±)-3-(2-((tert-butyl dimethylsilyl)oxy)-1-isothiocyanatoethyl)benzotrile (Example 96.1), 2-(5-chloropyrimidin-2-yl)ethanesulfonamide (Example 71.1), and 3-bromo-2-methoxyisonicotinohydrazide (Example 71.2).</p>	 <p>AND</p> <p>(R)-2-(5-chloropyrimidin-2-yl)-N-(5-(3-cyanophenyl)-8-methoxy-5,6-dihydropyrido[4,3-f][1,2,4]triazolo[4,3-d][1,4]oxazepin-3-yl)ethanesulfonamide and (S)-2-(5-chloropyrimidin-2-yl)-N-(5-(3-cyanophenyl)-8-methoxy-5,6-dihydropyrido[4,3-f][1,2,4]triazolo[4,3-d][1,4]oxazepin-3-yl)ethanesulfonamide.</p>
<p>97.0</p>	<p>(±)-3-(2-((tert-butyl dimethylsilyl)oxy)-1-isothiocyanatoethyl)benzotrile (Example 96.1), 2-(5-chloropyrimidin-2-yl)ethanesulfonamide (Example 71.1), and 3-bromo-4-methoxypicolinohydrazide (Example 93.1).</p>	 <p>AND</p> <p>(1S,2S)-N-(5-(3-cyanophenyl)-8-methoxy-5,6-dihydropyrido[2,3-f][1,2,4]triazolo[4,3-d][1,4]oxazepin-3-yl)-1-(5-fluoropyrimidin-2-yl)-1-isopropoxypropane-2-sulfonamide</p>

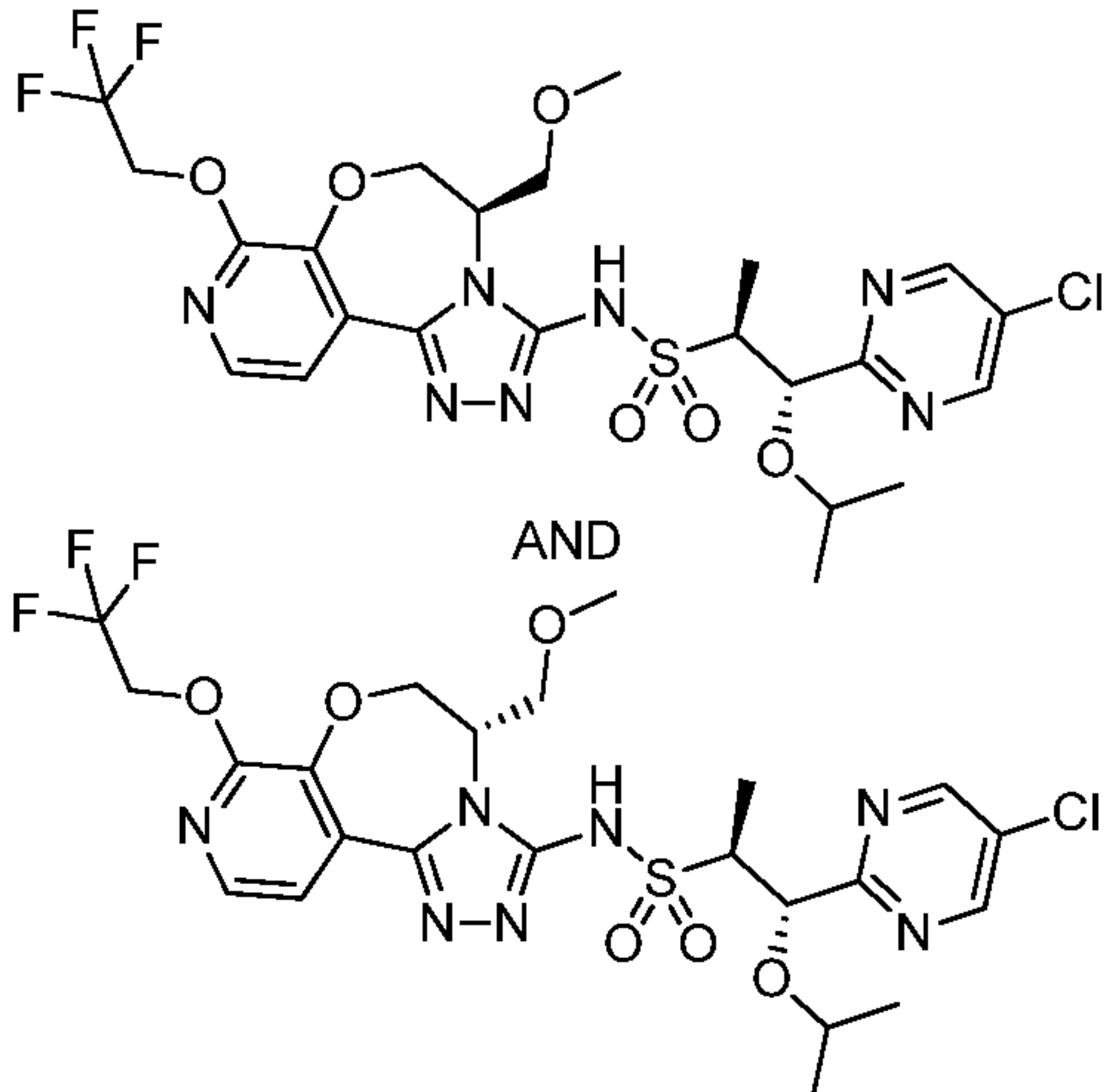
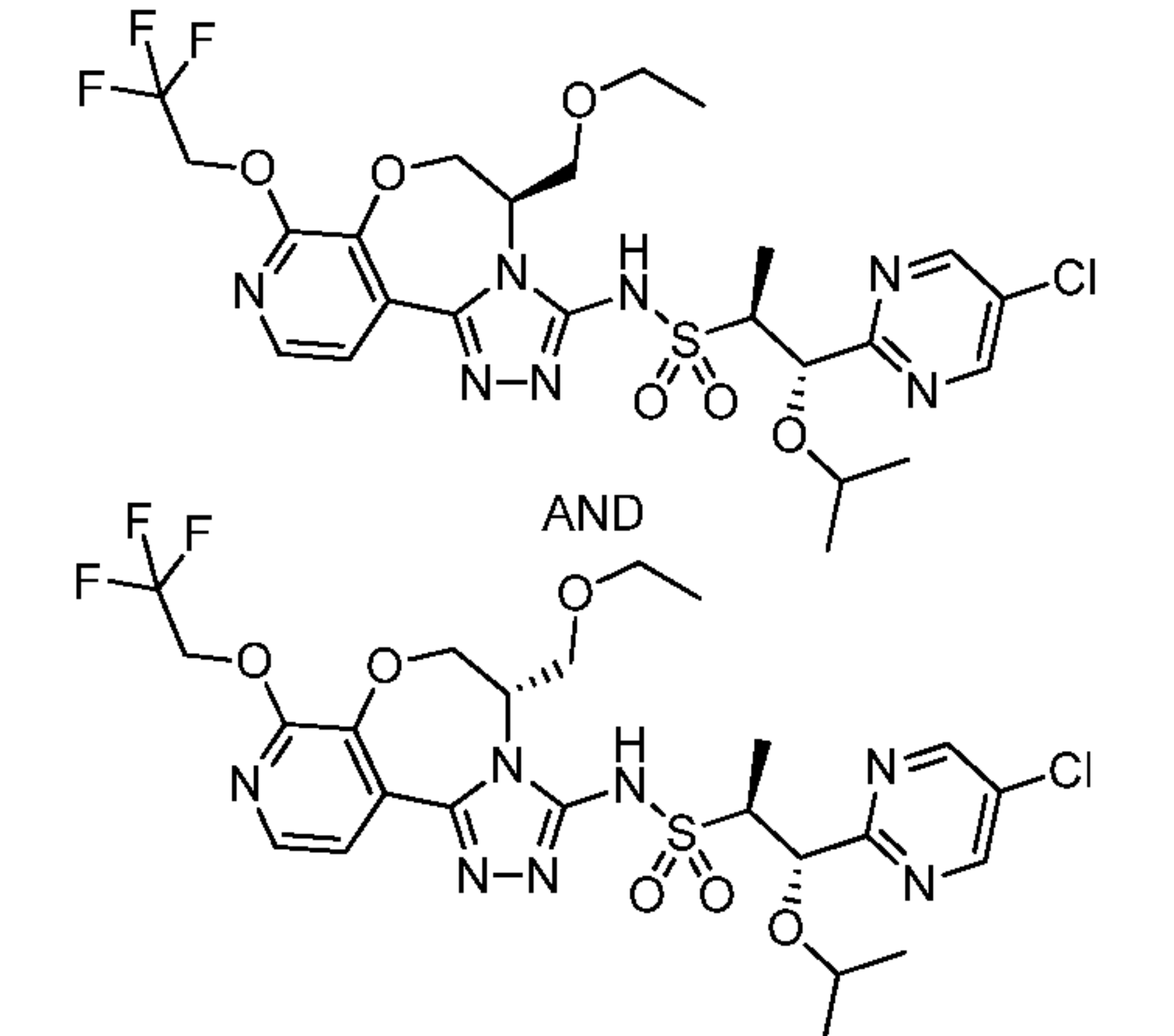
<p>98.0</p>	<p>(±)-3-(2-((tert-butyl dimethylsilyl)oxy)-1-isothiocyanatoethyl)benzonitrile (Example 96.1), 2-(5-chloropyrimidin-2-yl)ethanesulfonamide (Example 71.1), and 2-bromonicotinohydrazide (commercially available from SynChem Inc. Elk Grove Village, IL).</p>	 <p>AND</p> <p>(R)-2-(5-chloropyrimidin-2-yl)-N-(5-(3-cyanophenyl)-5,6-dihydropyrido[3,2-f][1,2,4]triazolo[4,3-d][1,4]oxazepin-3-yl)ethanesulfonamide and (S)-2-(5-chloropyrimidin-2-yl)-N-(5-(3-cyanophenyl)-5,6-dihydropyrido[3,2-f][1,2,4]triazolo[4,3-d][1,4]oxazepin-3-yl)ethanesulfonamide.</p>
<p>99.0</p>	<p>(±)-3-(2-((tert-butyl dimethylsilyl)oxy)-1-isothiocyanatoethyl)pyridine (Example 89.1), 2-(5-chloropyrimidin-2-yl)ethanesulfonamide (Example 71.1), and 2-bromobenzohydrazide (commercially available from Sigma-Aldrich).</p>	 <p>AND</p> <p>(R)-2-(5-chloropyrimidin-2-yl)-N-(5-(pyridin-3-yl)-5,6-dihydrobenzo[f][1,2,4]triazolo[4,3-d][1,4]oxazepin-3-yl)ethanesulfonamide and (S)-2-(5-chloropyrimidin-2-yl)-N-(5-(pyridin-3-yl)-5,6-dihydrobenzo[f][1,2,4]triazolo[4,3-d][1,4]oxazepin-3-yl)ethanesulfonamide.</p>

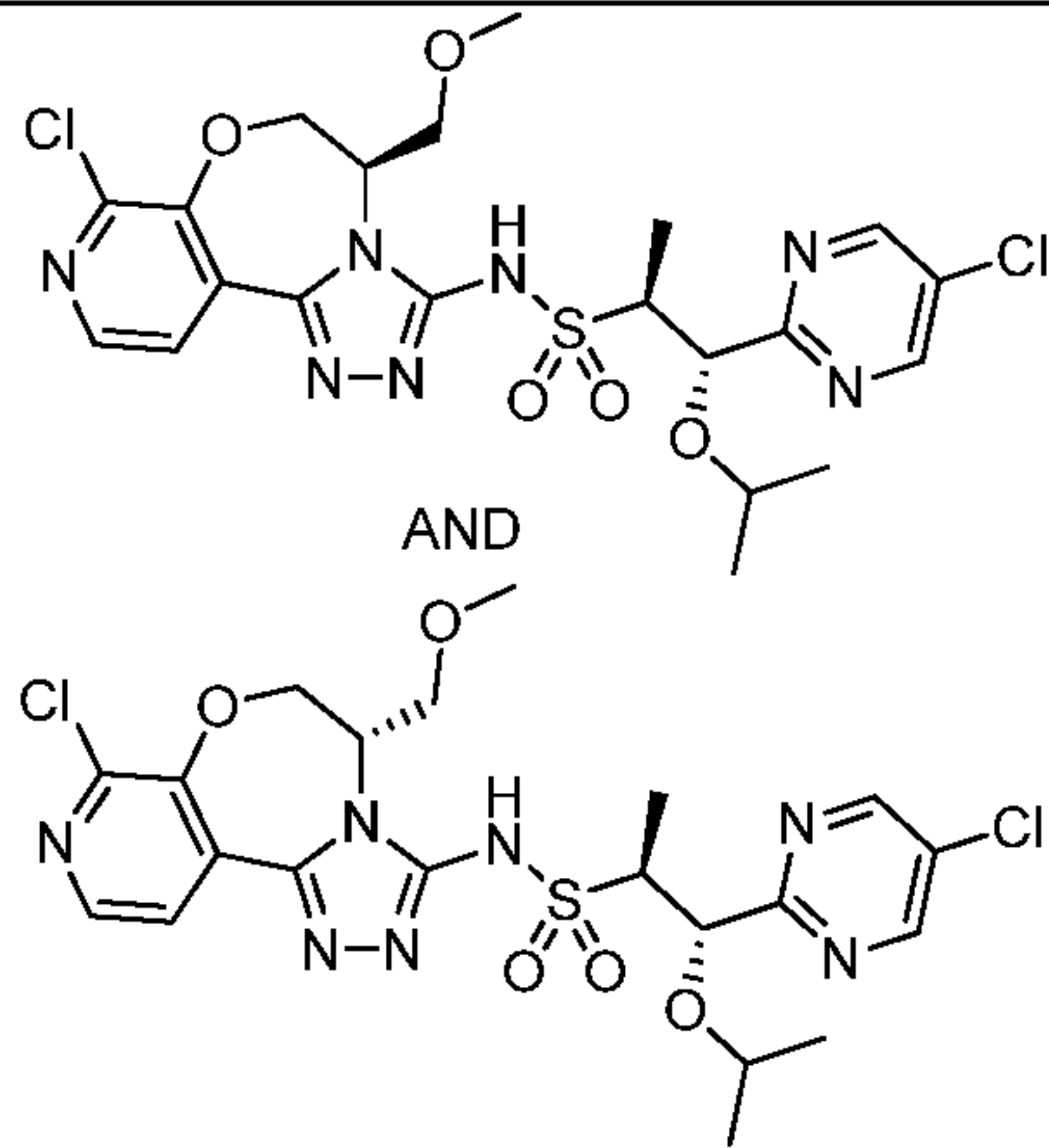
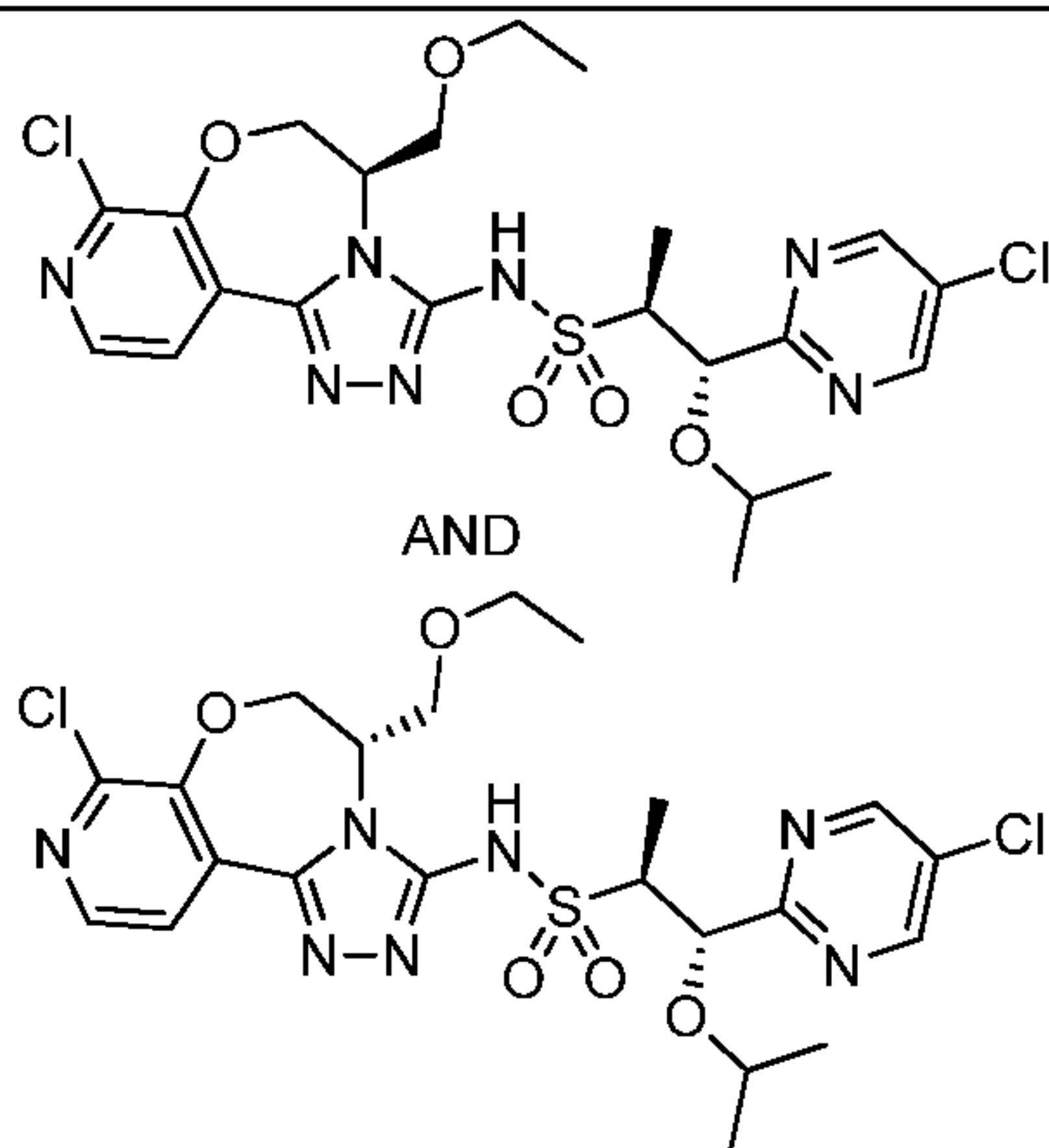
<p>100.0</p>	<p>(±)-3-(2-((tert-butyl dimethylsilyl)oxy)-1-isothiocyanoethyl)pyridine (Example 89.1), 2-(5-chloropyrimidin-2-yl) ethanesulfonamide (Example 71.1), and 2-bromo-5-fluorobenzohydrazide (commercially available from Enamine).</p>	 <p>AND</p> <p>(R)-2-(5-chloropyrimidin-2-yl)-N-(10-fluoro-5-(pyridin-3-yl)-5,6-dihydrobenzo[f][1,2,4]triazolo[4,3-d][1,4]oxazepin-3-yl)ethanesulfonamide and (S)-2-(5-chloropyrimidin-2-yl)-N-(10-fluoro-5-(pyridin-3-yl)-5,6-dihydrobenzo[f][1,2,4]triazolo[4,3-d][1,4]oxazepin-3-yl)ethanesulfonamide.</p>
<p>101.0</p>	<p>(±)-2-(2-((tert-butyl dimethylsilyl)oxy)-1-isothiocyanoethyl)-6-methoxypyridine (Example 101.1), 2-(5-chloropyrimidin-2-yl) ethanesulfonamide (Example 71.1), and 2-bromo-3-methoxybenzohydrazide (Example 8.1).</p>	 <p>AND</p> <p>(R)-2-(5-chloropyrimidin-2-yl)-N-(8-methoxy-5-(6-methoxypyridin-2-yl)-5,6-dihydrobenzo[f][1,2,4]triazolo[4,3-d][1,4]oxazepin-3-yl)ethanesulfonamide and (S)-2-(5-chloropyrimidin-2-yl)-N-(8-methoxy-5-(6-methoxypyridin-2-yl)-5,6-dihydrobenzo[f][1,2,4]triazolo[4,3-d][1,4]oxazepin-</p>

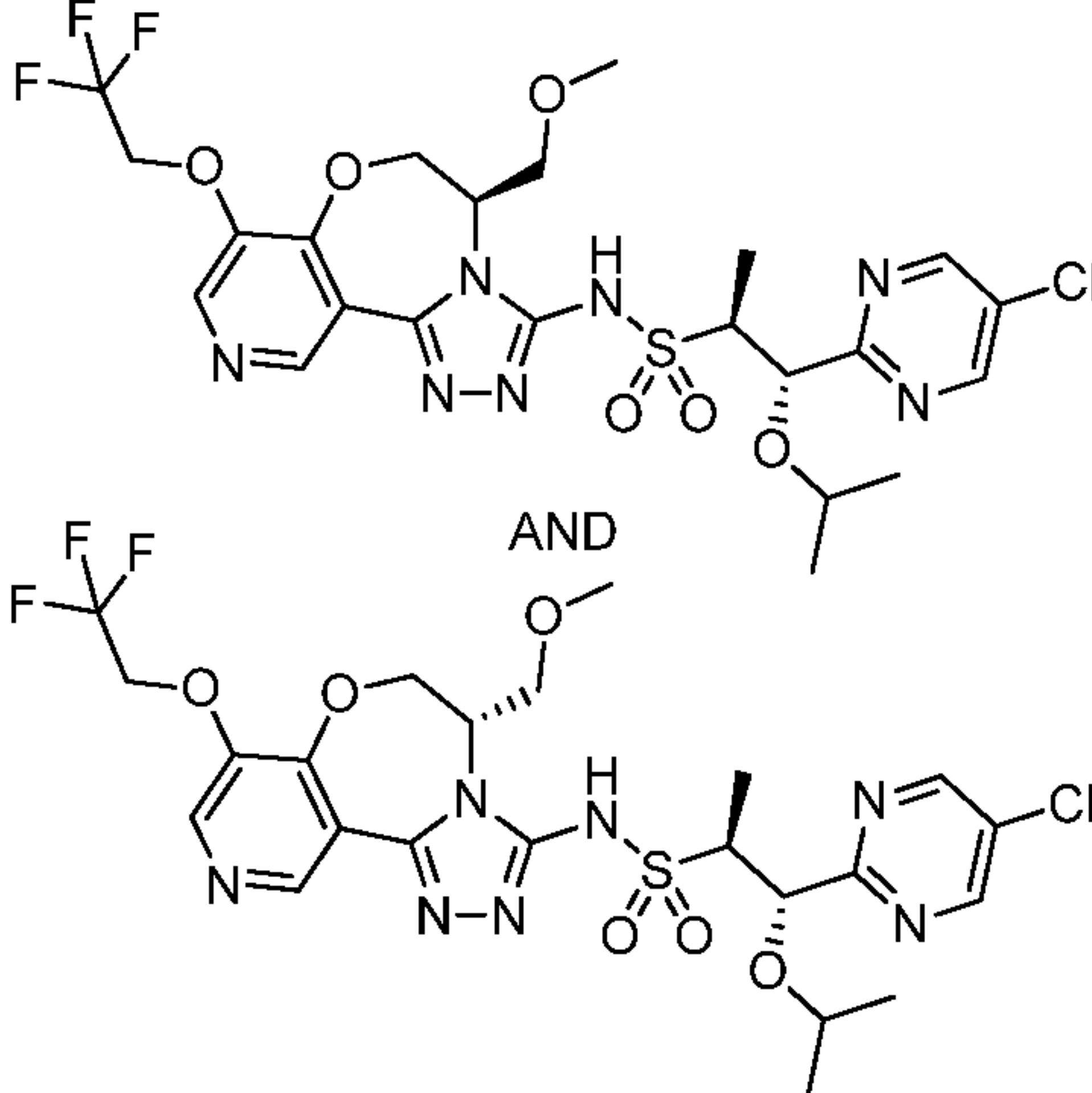
<p>102.0</p>	<p>(±)-2-(2-((tert-butyl dimethylsilyl)oxy)-1-isothiocyanatoethyl)pyrimidine (Example 102.1), 2-(5-chloropyrimidin-2-yl)ethanesulfonamide (Example 71.1), and 2-bromo-3-methoxybenzohydrazide (Example 8.1).</p>	<p>3-yl)ethanesulfonamide.</p>  <p>AND</p> <p>(R)-2-(5-chloropyrimidin-2-yl)-N-(8-methoxy-5-(pyrimidin-2-yl)-5,6-dihydrobenzo[f][1,2,4]triazolo[4,3-d][1,4]oxazepin-3-yl)ethanesulfonamide and (S)-2-(5-chloropyrimidin-2-yl)-N-(8-methoxy-5-(pyrimidin-2-yl)-5,6-dihydrobenzo[f][1,2,4]triazolo[4,3-d][1,4]oxazepin-3-yl)ethanesulfonamide.</p>
<p>103.0</p>	<p>5-isothiocyanato-2,2-dimethyl-1,3-dioxane (Example 1.1), (1S,2S)-1-isopropoxy-1-(5-chloropyrimidin-2-yl)propane-2-sulfonamide (Example 31.1), and 3-bromo-2-methoxyisonicotinohydrazide (Example 71.2).</p>	 <p>AND</p> <p>(1S,2S)-1-(5-chloropyrimidin-2-yl)-1-isopropoxy-N-((R)-8-methoxy-5-(methoxymethyl)-5,6-dihydropyrido[4,3-f][1,2,4]triazolo[4,3-d][1,4]oxazepin-3-yl)propane-2-sulfonamide and (1S,2S)-1-(5-chloropyrimidin-2-yl)-1-isopropoxy-N-((S)-8-methoxy-5-(methoxymethyl)-5,6-dihydropyrido[4,3-f][1,2,4]triazolo[4,3-</p>

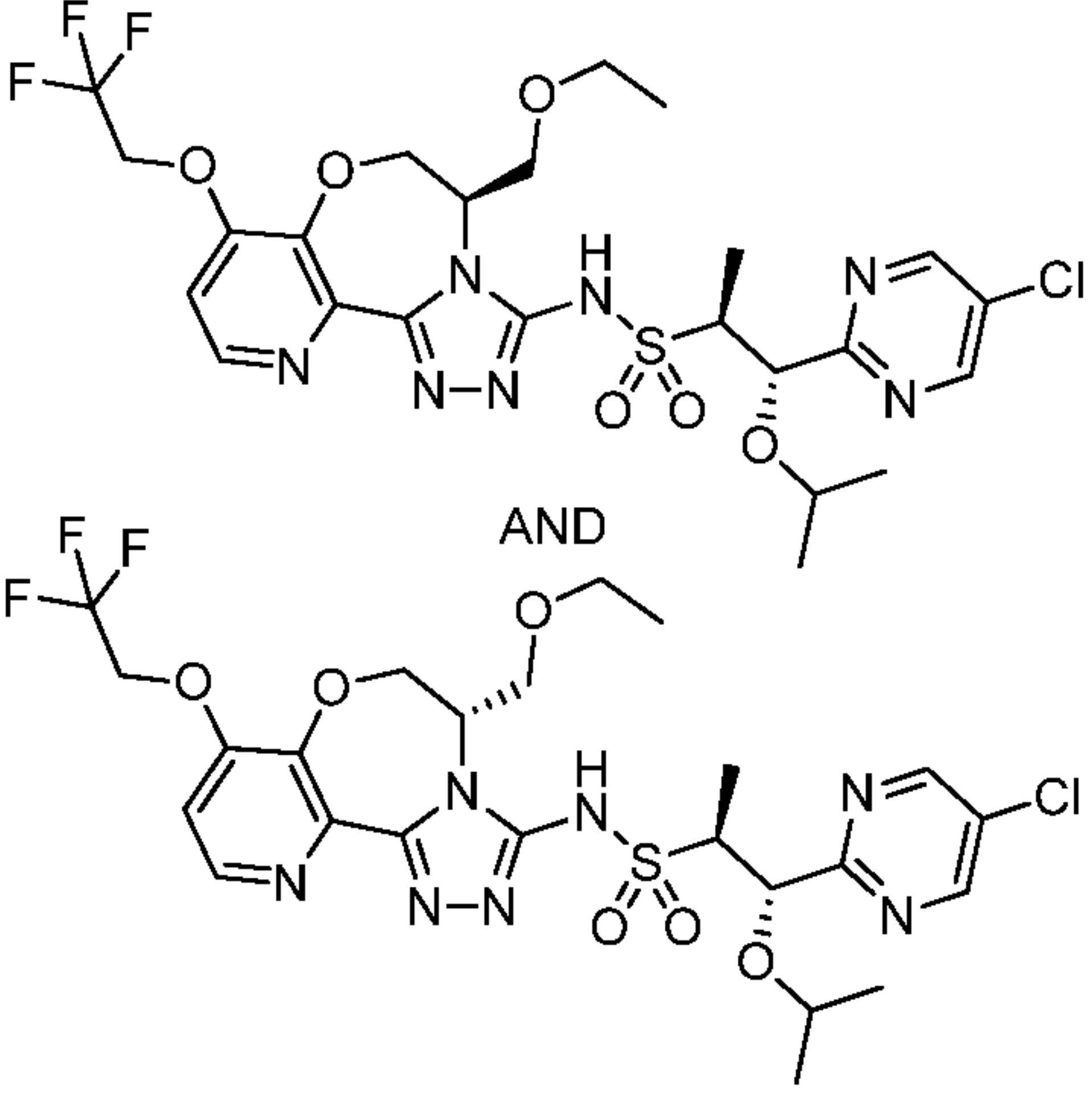
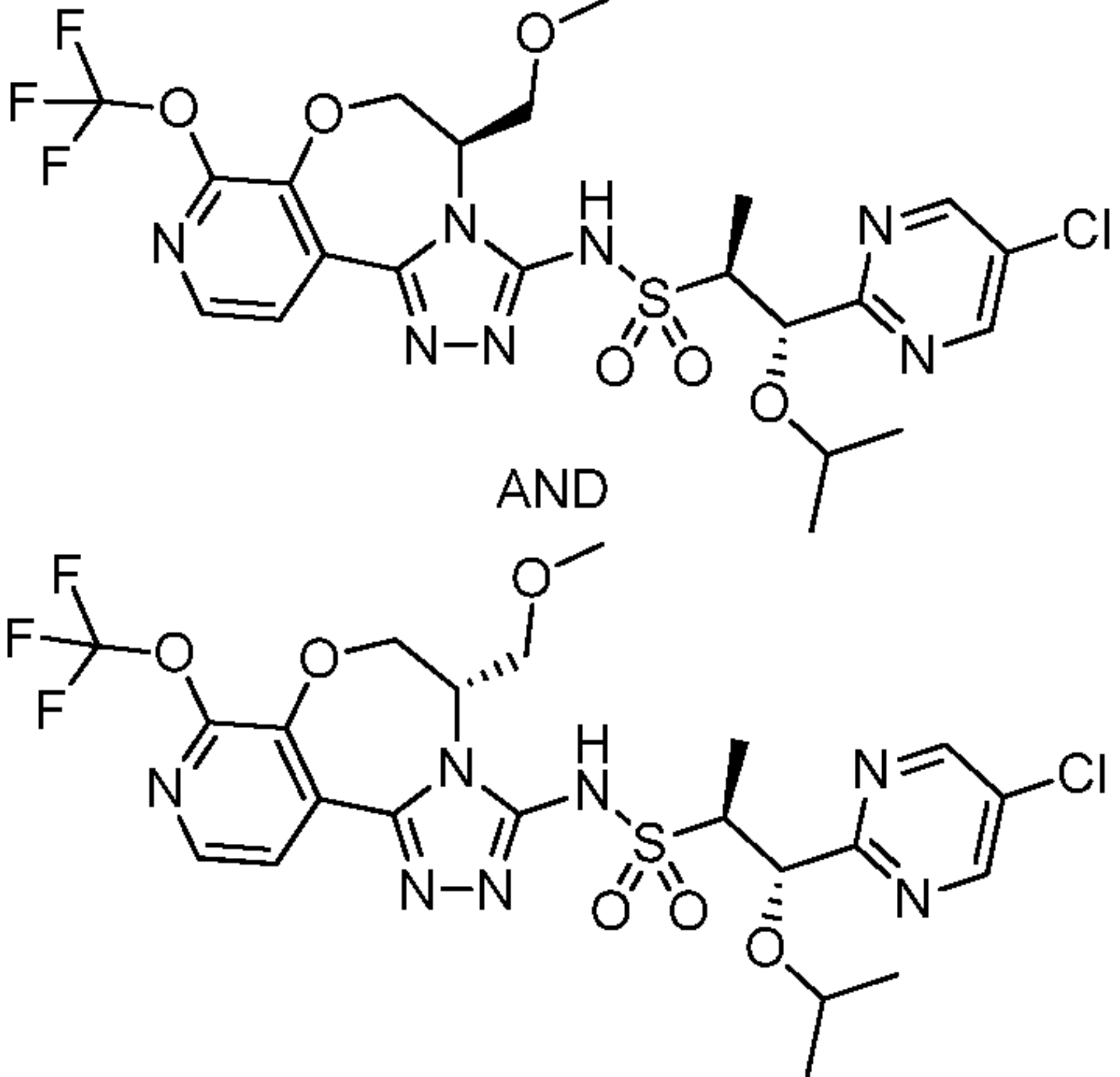
<p>104.0</p>	<p>4-(2-((tert-butyl dimethylsilyl)oxy)-1-isothiocyanatoethyl)pyridine (Example 72.1), (1S,2S)-1-isopropoxy-1-(5-chloropyrimidin-2-yl)propane-2-sulfonamide (Example 31.1), and 3-bromo-2-methoxyisonicotinohydrazide (Example 71.2).</p>	<p>d][1,4]oxazepin-3-yl)propane-2-sulfonamide.</p>  <p>(1S,2S)-1-(5-chloropyrimidin-2-yl)-1-isopropoxy-N-((R)-8-methoxy-5-(pyridin-4-yl)-5,6-dihydropyrido[4,3-f][1,2,4]triazolo[4,3-d][1,4]oxazepin-3-yl)propane-2-sulfonamide and (1S,2S)-1-(5-chloropyrimidin-2-yl)-1-isopropoxy-N-((S)-8-methoxy-5-(pyridin-4-yl)-5,6-dihydropyrido[4,3-f][1,2,4]triazolo[4,3-d][1,4]oxazepin-3-yl)propane-2-sulfonamide.</p>
<p>105.0</p>	<p>(±)-tert-butyl(3-ethoxy-2-isothiocyanatopropoxy)dimethylsilane (Example 73.1), (1S,2S)-1-isopropoxy-1-(5-chloropyrimidin-2-yl)propane-2-sulfonamide (Example 31.1), and 3-bromo-2-methoxyisonicotinohydrazide (Example 71.2).</p>	 <p>(1S,2S)-1-(5-chloropyrimidin-2-yl)-N-((R)-5-(ethoxymethyl)-8-methoxy-5,6-dihydropyrido[4,3-f][1,2,4]triazolo[4,3-d][1,4]oxazepin-3-yl)-1-isopropoxypropane-2-sulfonamide and (1S,2S)-1-(5-chloropyrimidin-2-yl)-N-((S)-5-(ethoxymethyl)-8-methoxy-5,6-dihydropyrido[4,3-</p>

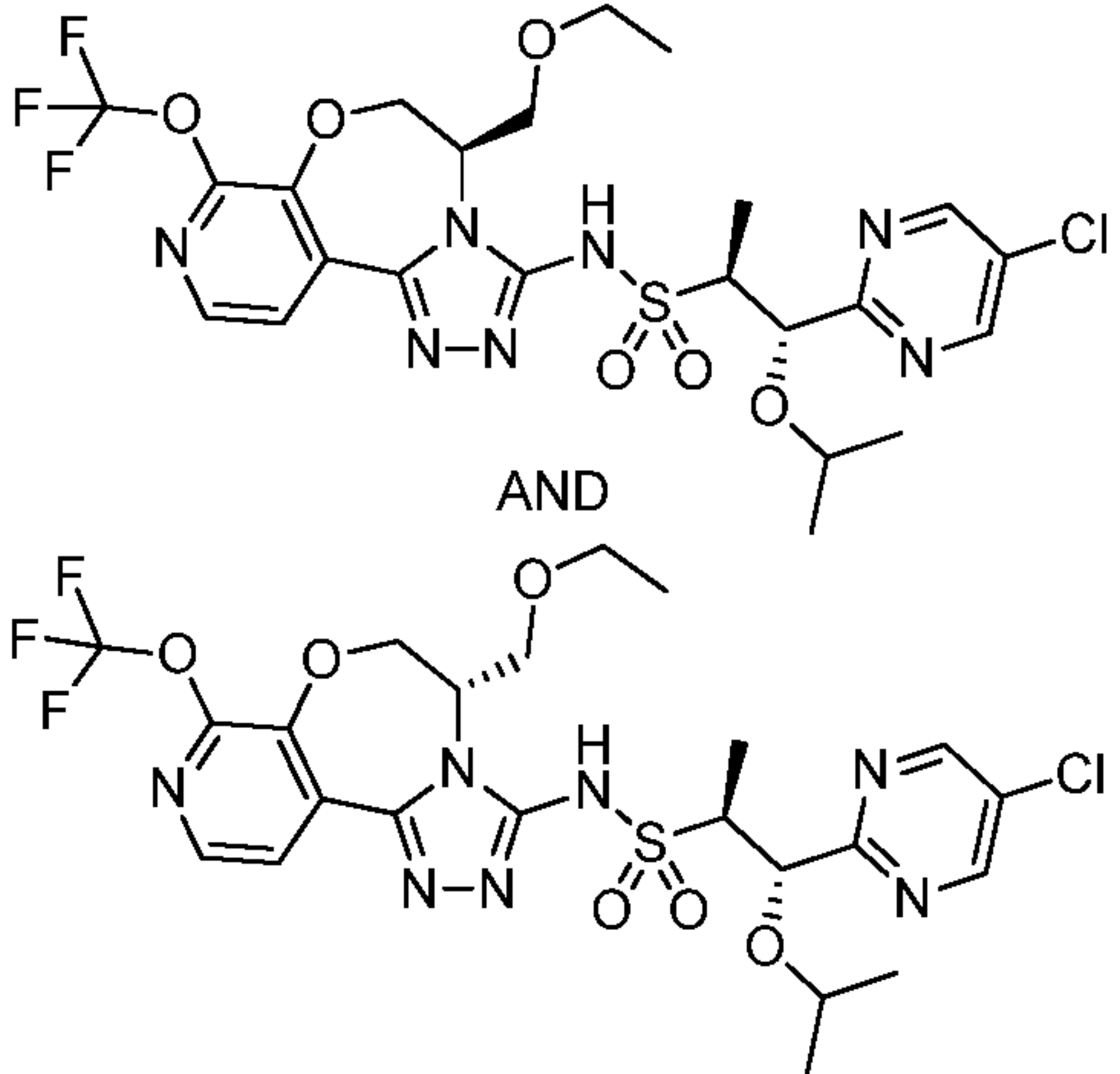
		<p>f[[1,2,4]triazolo[4,3-d][1,4]oxazepin-3-yl)-1-isopropoxypropane-2-sulfonamide.</p>
<p>106.0</p>	<p>5-isothiocyanato-2,2-dimethyl-1,3-dioxane (Example 1.1), (1S,2S)-1-isopropoxy-1-(5-chloropyrimidin-2-yl)propane-2-sulfonamide (Example 31.1), and 3-chloro-2-ethoxyisonicotinohydrazide (Example 74.1).</p>	 <p>(1S,2S)-1-(5-chloropyrimidin-2-yl)-N-((R)-8-ethoxy-5-(methoxymethyl)-5,6-dihydropyrido[4,3-f][1,2,4]triazolo[4,3-d][1,4]oxazepin-3-yl)-1-isopropoxypropane-2-sulfonamide and (1S,2S)-1-(5-chloropyrimidin-2-yl)-N-((S)-8-ethoxy-5-(methoxymethyl)-5,6-dihydropyrido[4,3-f][1,2,4]triazolo[4,3-d][1,4]oxazepin-3-yl)-1-isopropoxypropane-2-sulfonamide.</p>
<p>107.0</p>	<p>(±)-tert-butyl(3-ethoxy-2-isothiocyanatopropoxy)dimethylsilane (Example 73.1), (1S,2S)-1-isopropoxy-1-(5-chloropyrimidin-2-yl)propane-2-sulfonamide (Example 31.1), and 3-chloro-2-ethoxyisonicotinohydrazide (Example 74.1).</p>	 <p>(1S,2S)-1-(5-chloropyrimidin-2-yl)-N-((R)-8-ethoxy-5-(ethoxymethyl)-5,6-dihydropyrido[4,3-f][1,2,4]triazolo[4,3-d][1,4]oxazepin-3-yl)-1-isopropoxypropane-2-sulfonamide and (1S,2S)-1-(5-chloropyrimidin-2-yl)-N-((S)-8-ethoxy-5-</p>

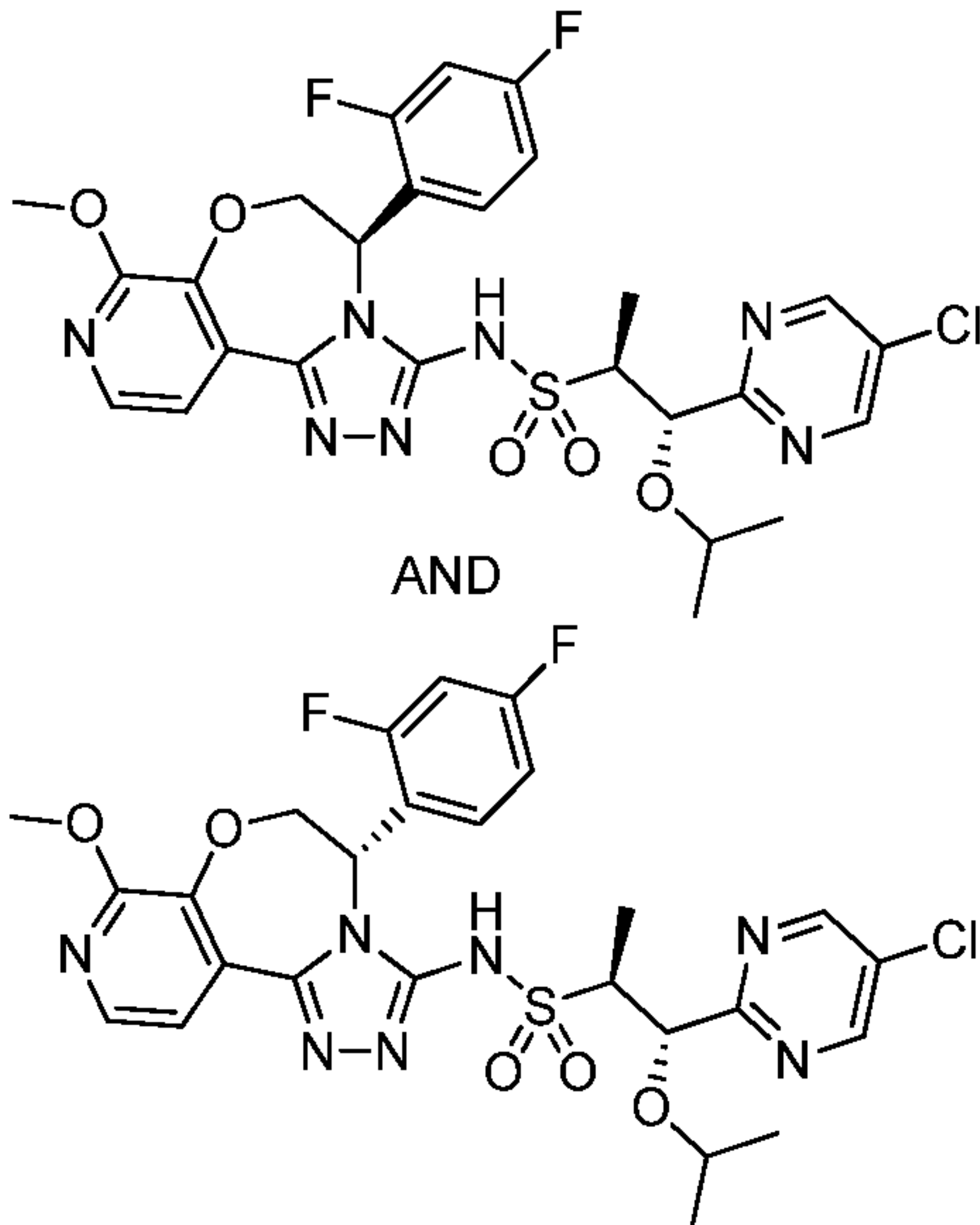
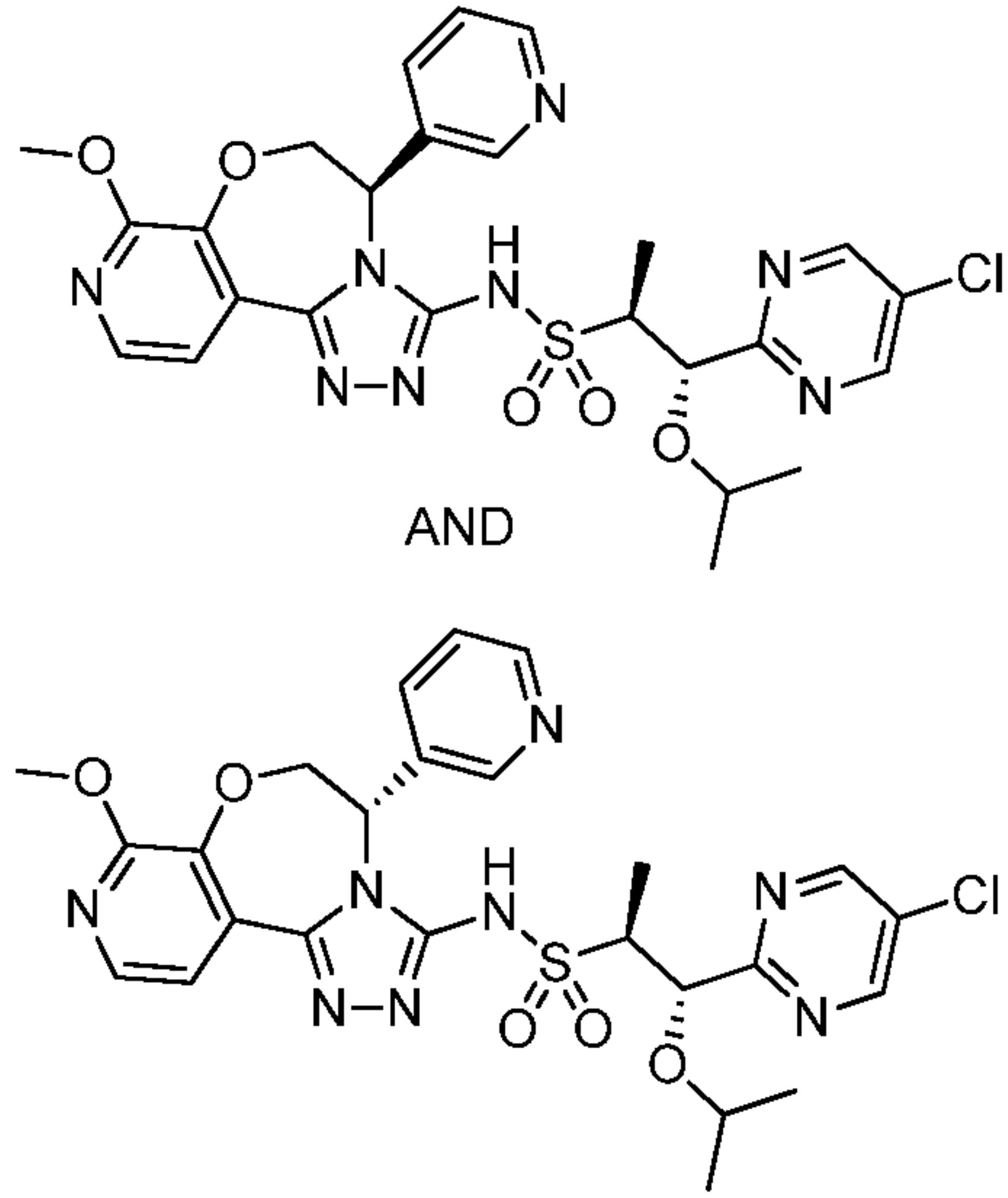
		<p>sulfonamide and (1S,2S)-1-(5-chloropyrimidin-2-yl)-N-((S)-5-(ethoxymethyl)-8-isopropoxy-5,6-dihydropyrido[4,3-f][1,2,4]triazolo[4,3-d][1,4]oxazepin-3-yl)-1-isopropoxypropane-2-sulfonamide.</p>
<p>110.0</p>	<p>5-isothiocyanato-2,2-dimethyl-1,3-dioxane (Example 1.1), (1S,2S)-1-isopropoxy-1-(5-chloropyrimidin-2-yl)propane-2-sulfonamide (Example 31.1), and 3-chloro-2-(2,2,2-trifluoroethoxy)isonicotinohydrazide (commercially available from ChemShuttle).</p>	 <p>(1S,2S)-1-(5-chloropyrimidin-2-yl)-1-isopropoxy-N-((R)-5-(methoxymethyl)-8-(2,2,2-trifluoroethoxy)-5,6-dihydropyrido[4,3-f][1,2,4]triazolo[4,3-d][1,4]oxazepin-3-yl)propane-2-sulfonamide and (1S,2S)-1-(5-chloropyrimidin-2-yl)-1-isopropoxy-N-((S)-5-(methoxymethyl)-8-(2,2,2-trifluoroethoxy)-5,6-dihydropyrido[4,3-f][1,2,4]triazolo[4,3-d][1,4]oxazepin-3-yl)propane-2-sulfonamide.</p>
<p>111.0</p>	<p>(±)-tert-butyl(3-ethoxy-2-isothiocyanatopropoxy)dimethylsilane (Example 73.1), (1S,2S)-1-isopropoxy-1-(5-chloropyrimidin-2-yl)propane-2-sulfonamide (Example 31.1), and 3-chloro-2-(2,2,2-</p>	 <p>(1S,2S)-1-(5-chloropyrimidin-2-yl)-N-((R)-5-</p>

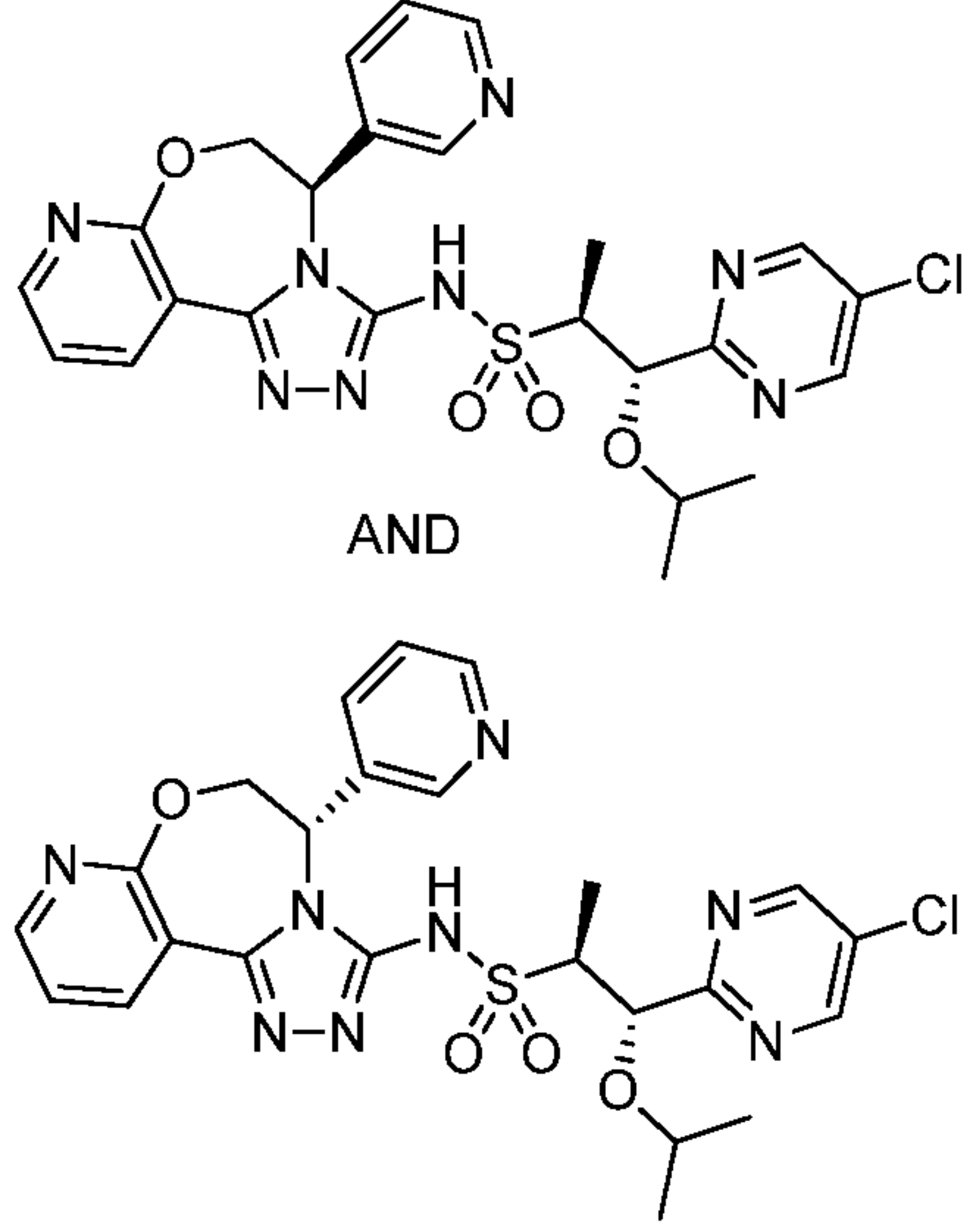
	<p>trifluoroethoxy)isonicotinohydrazide (commercially available from ChemShuttle).</p>	<p>(ethoxymethyl)-8-(2,2,2-trifluoroethoxy)-5,6-dihydropyrido[4,3-f][1,2,4]triazolo[4,3-d][1,4]oxazepin-3-yl)-1-isopropoxypropane-2-sulfonamide and (1S,2S)-1-(5-chloropyrimidin-2-yl)-N-((S)-5-(ethoxymethyl)-8-(2,2,2-trifluoroethoxy)-5,6-dihydropyrido[4,3-f][1,2,4]triazolo[4,3-d][1,4]oxazepin-3-yl)-1-isopropoxypropane-2-sulfonamide.</p>
<p>112.0</p>	<p>5-isothiocyanato-2,2-dimethyl-1,3-dioxane (Example 1.1), (1S,2S)-1-isopropoxy-1-(5-chloropyrimidin-2-yl)propane-2-sulfonamide (Example 31.1), and 2-chloro-3-fluoroisonicotinohydrazide (commercially available from ChemShuttle).</p>	 <p>(1S,2S)-N-((R)-8-chloro-5-(methoxymethyl)-5,6-dihydropyrido[4,3-f][1,2,4]triazolo[4,3-d][1,4]oxazepin-3-yl)-1-(5-chloropyrimidin-2-yl)-1-isopropoxypropane-2-sulfonamide and (1S,2S)-N-((S)-8-chloro-5-(methoxymethyl)-5,6-dihydropyrido[4,3-f][1,2,4]triazolo[4,3-d][1,4]oxazepin-3-yl)-1-(5-chloropyrimidin-2-yl)-1-isopropoxypropane-2-sulfonamide.</p>
<p>113.0</p>	<p>(±)-tert-butyl(3-ethoxy-2-isothiocyanatopropoxy)dimethylsilane (Example 73.1), (1S,2S)-1-isopropoxy-1-(5-chloropyrimidin-2-yl)propane-2-sulfonamide (Example 31.1), and 2-chloro-3-fluoroisonicotinohydrazide</p>	

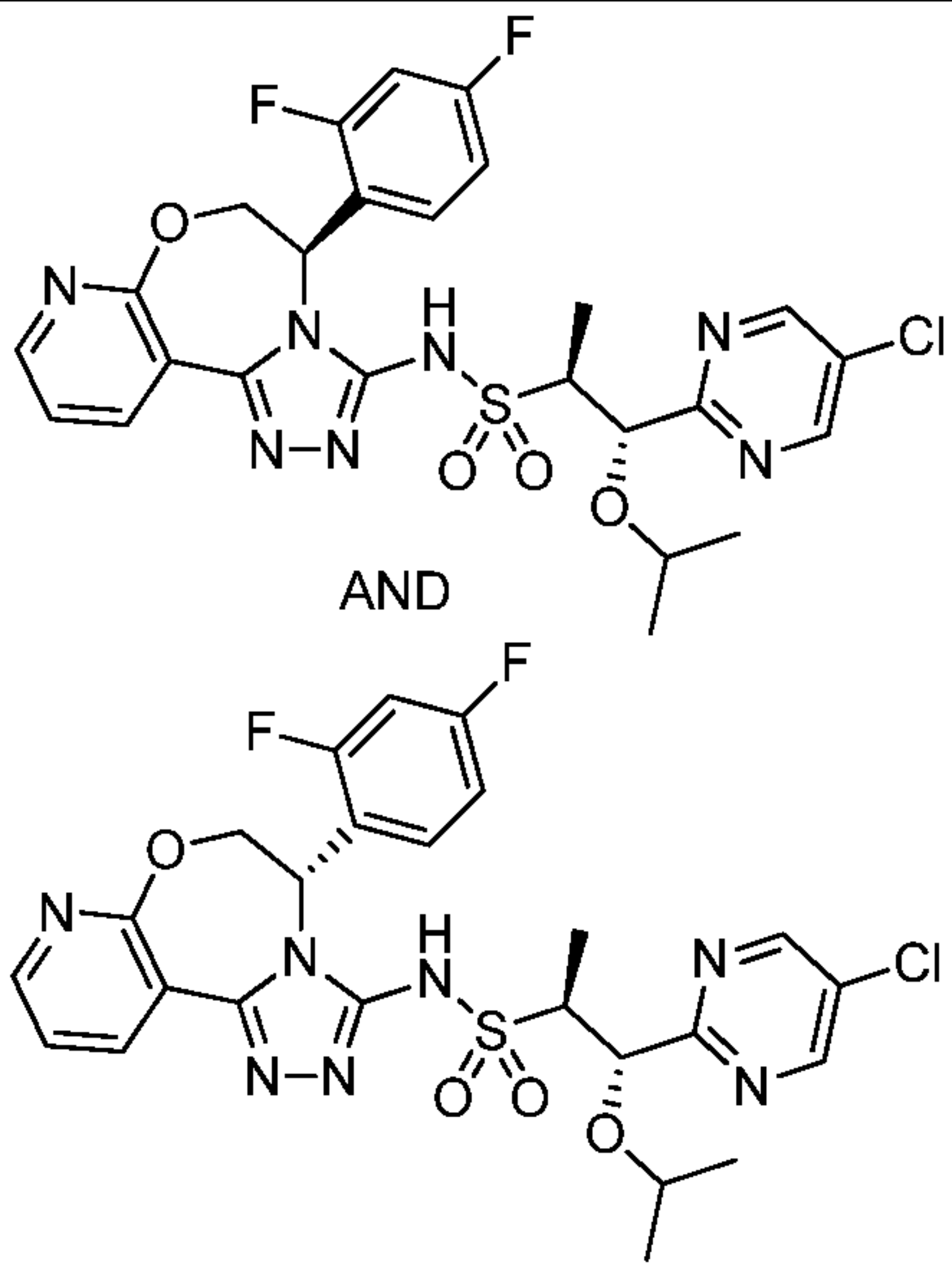
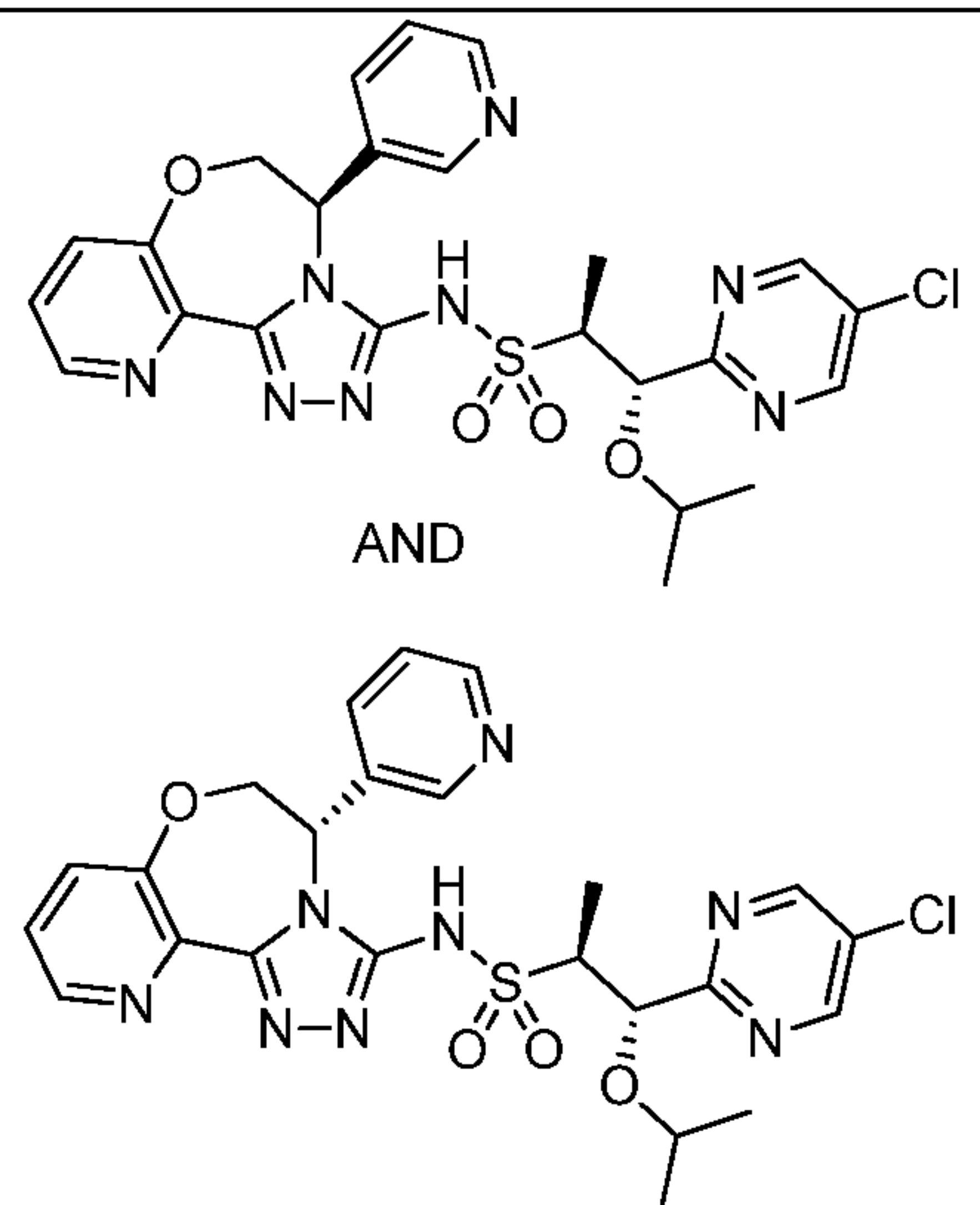
	ide (commercially available from ChemShuttle).	(1S,2S)-N-((R)-8-chloro-5-(ethoxymethyl)-5,6-dihydropyrido[4,3-f][1,2,4]triazolo[4,3-d][1,4]oxazepin-3-yl)-1-(5-chloropyrimidin-2-yl)-1-isopropoxypropane-2-sulfonamide and (1S,2S)-N-((S)-8-chloro-5-(ethoxymethyl)-5,6-dihydropyrido[4,3-f][1,2,4]triazolo[4,3-d][1,4]oxazepin-3-yl)-1-(5-chloropyrimidin-2-yl)-1-isopropoxypropane-2-sulfonamide.
114.0	5-isothiocyanato-2,2-dimethyl-1,3-dioxane (Example 1.1), (1S,2S)-1-isopropoxy-1-(5-chloropyrimidin-2-yl)propane-2-sulfonamide (Example 31.1), and 4-fluoro-5-(2,2,2-trifluoroethoxy)nicotino hydrazide, Example 82.1).	 <p>(1S,2S)-1-(5-chloropyrimidin-2-yl)-1-isopropoxy-N-((R)-5-(methoxymethyl)-8-(2,2,2-trifluoroethoxy)-5,6-dihydropyrido[3,4-f][1,2,4]triazolo[4,3-d][1,4]oxazepin-3-yl)propane-2-sulfonamide and (1S,2S)-1-(5-chloropyrimidin-2-yl)-1-isopropoxy-N-((S)-5-(methoxymethyl)-8-(2,2,2-trifluoroethoxy)-5,6-dihydropyrido[3,4-f][1,2,4]triazolo[4,3-d][1,4]oxazepin-3-yl)propane-2-sulfonamide.</p>

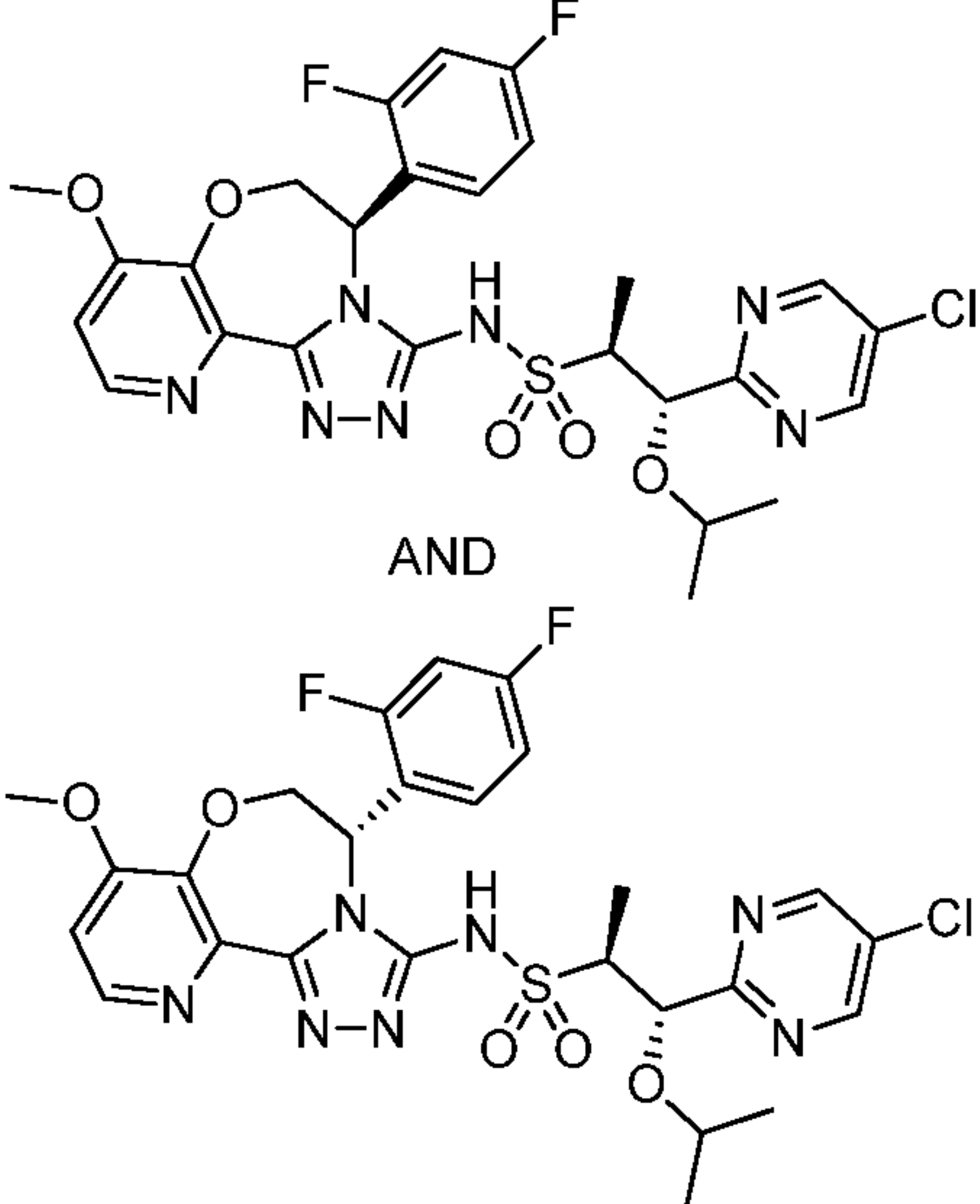
		<p>(2,2,2-trifluoroethoxy)-5,6-dihydropyrido[2,3-f][1,2,4]triazolo[4,3-d][1,4]oxazepin-3-yl)propane-2-sulfonamide.</p>
<p>117.0</p>	<p>(±)-tert-butyl(3-ethoxy-2-isothiocyanatopropoxy)dimethylsilane (Example 73.1), (1S,2S)-1-isopropoxy-1-(5-chloropyrimidin-2-yl)propane-2-sulfonamide (Example 31.1), and 3-bromo-4-(2,2,2-trifluoroethoxy)picolinohydrazide (Example 84.1).</p>	 <p>(1S,2S)-1-(5-chloropyrimidin-2-yl)-N-((R)-5-(ethoxymethyl)-8-(2,2,2-trifluoroethoxy)-5,6-dihydropyrido[2,3-f][1,2,4]triazolo[4,3-d][1,4]oxazepin-3-yl)-1-isopropoxypropane-2-sulfonamide and (1S,2S)-1-(5-chloropyrimidin-2-yl)-N-((S)-5-(ethoxymethyl)-8-(2,2,2-trifluoroethoxy)-5,6-dihydropyrido[2,3-f][1,2,4]triazolo[4,3-d][1,4]oxazepin-3-yl)-1-isopropoxypropane-2-sulfonamide.</p>
<p>118.0</p>	<p>5-isothiocyanato-2,2-dimethyl-1,3-dioxane (Example 1.1), (1S,2S)-1-isopropoxy-1-(5-chloropyrimidin-2-yl)propane-2-sulfonamide (Example 31.1), and 3-bromo-2-methoxyisonicotinohydrazide (Example 86.1).</p>	 <p>(1S,2S)-1-(5-chloropyrimidin-2-yl)-1-isopropoxy-N-((R)-5-(methoxymethyl)-8-(trifluoromethoxy)-5,6-dihydropyrido[4,3-f][1,2,4]triazolo[4,3-</p>

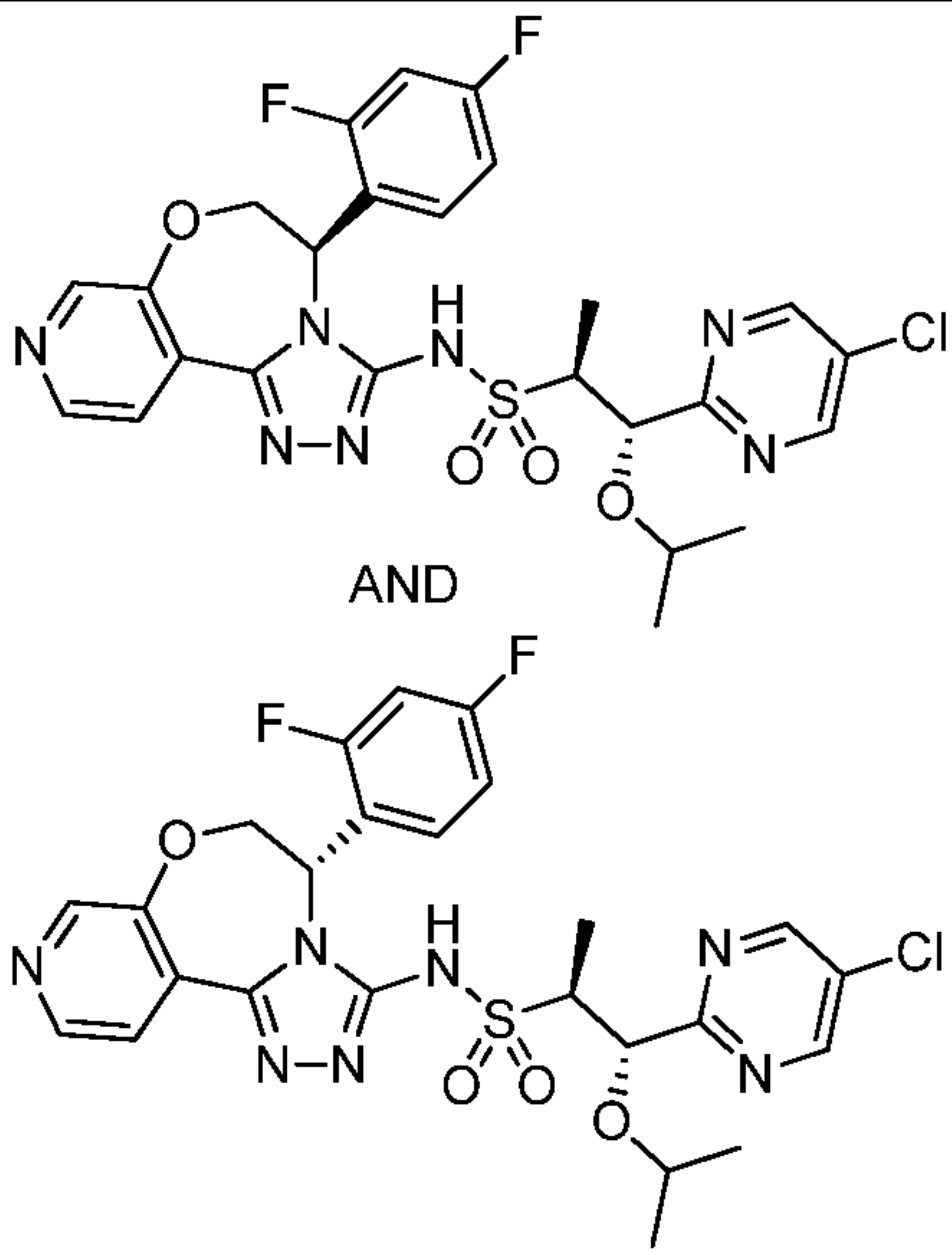
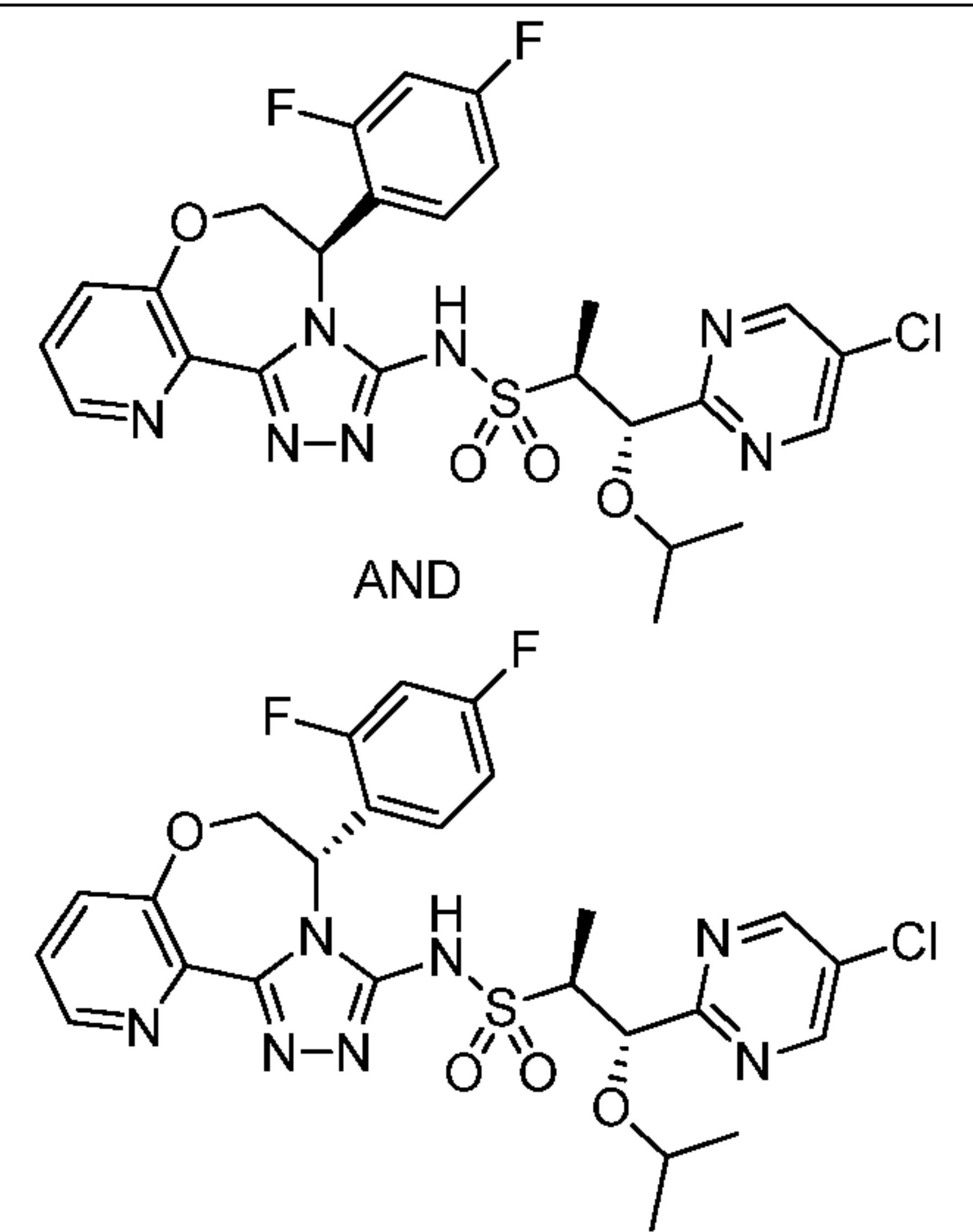
		<p>d][1,4]oxazepin-3-yl)propane-2-sulfonamide and (1S,2S)-1-(5-chloropyrimidin-2-yl)-1-isopropoxy-N-((S)-5-(methoxymethyl)-8-(trifluoromethoxy)-5,6-dihydropyrido[4,3-f][1,2,4]triazolo[4,3-d][1,4]oxazepin-3-yl)propane-2-sulfonamide.</p>
<p>119.0</p>	<p>(±)-tert-butyl(3-ethoxy-2-isothiocyanatopropoxy)dimethylsilane (Example 73.1), (1S,2S)-1-isopropoxy-1-(5-chloropyrimidin-2-yl)propane-2-sulfonamide (Example 31.1), and 3-bromo-2-methoxyisonicotinohydrazide (Example 86.1).</p>	 <p>(1S,2S)-1-(5-chloropyrimidin-2-yl)-N-((R)-5-(ethoxymethyl)-8-(trifluoromethoxy)-5,6-dihydropyrido[4,3-f][1,2,4]triazolo[4,3-d][1,4]oxazepin-3-yl)-1-isopropoxypropane-2-sulfonamide and (1S,2S)-1-(5-chloropyrimidin-2-yl)-N-((S)-5-(ethoxymethyl)-8-(trifluoromethoxy)-5,6-dihydropyrido[4,3-f][1,2,4]triazolo[4,3-d][1,4]oxazepin-3-yl)-1-isopropoxypropane-2-sulfonamide.</p>

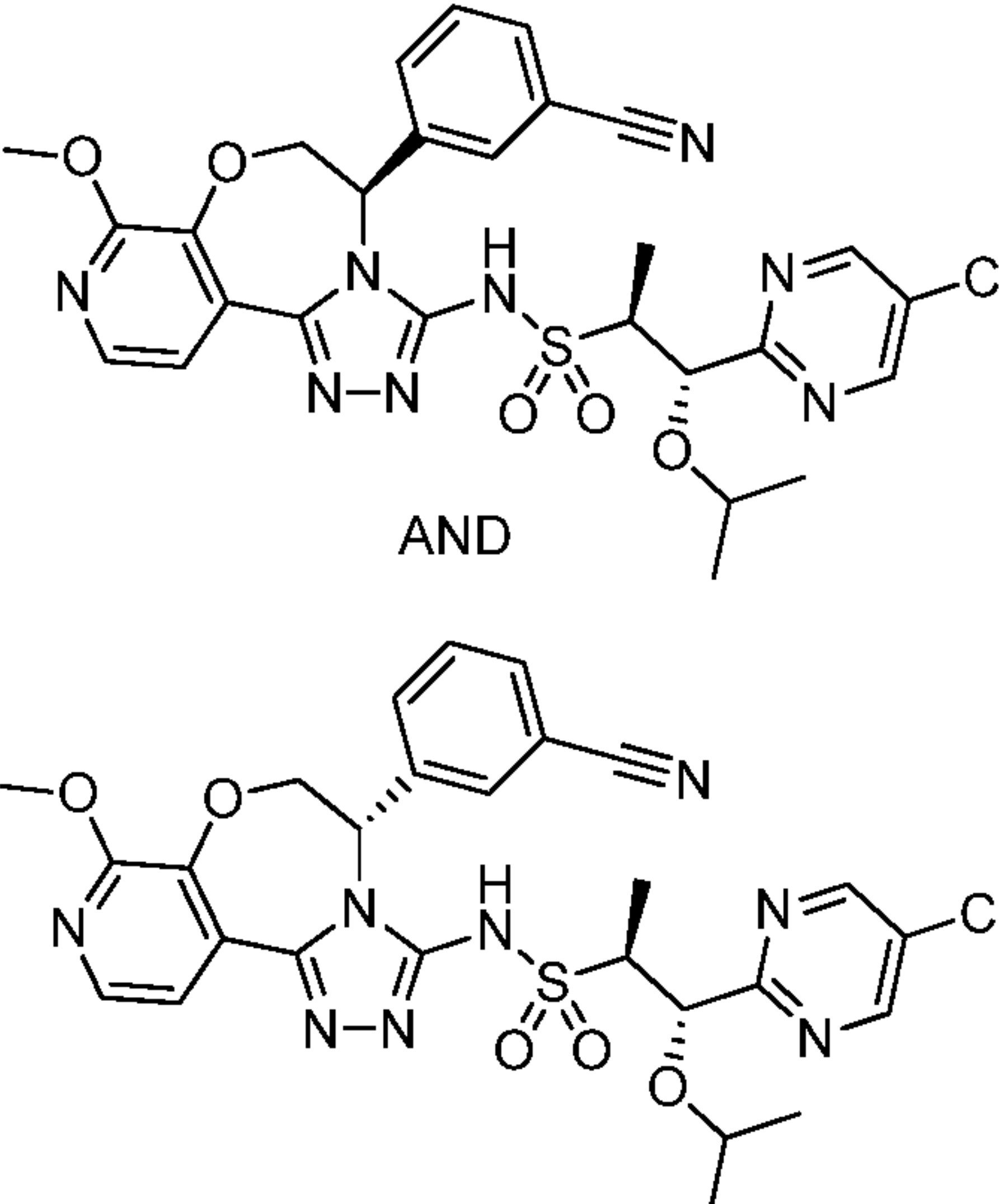
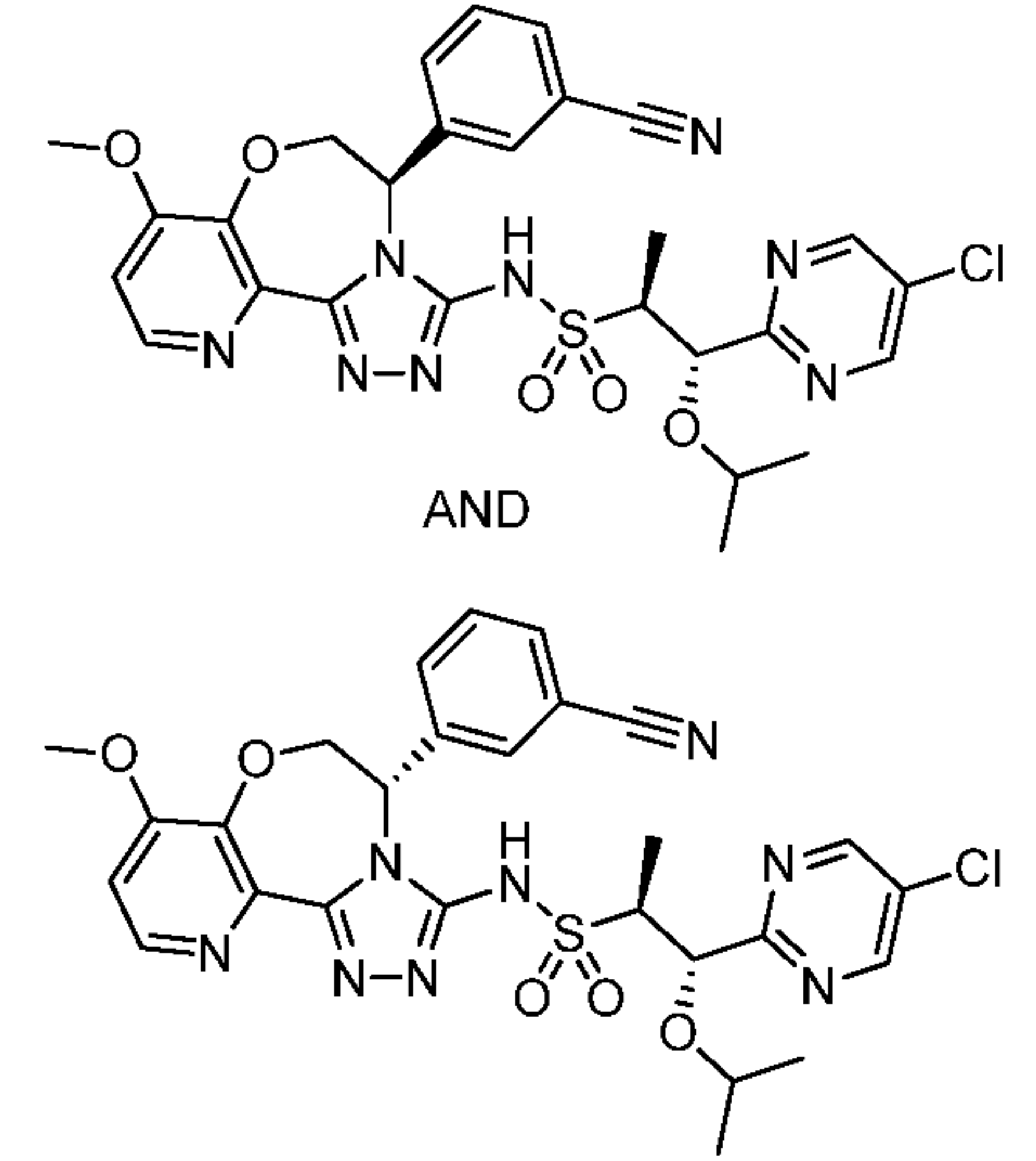
<p>120.0</p>	<p>(±)-tert-butyl(2-(2,4-difluorophenyl)-2-isothiocyanatoethoxy)dimethylsilane (Example 88.1), (1S,2S)-1-isopropoxy-1-(5-chloropyrimidin-2-yl)propane-2-sulfonamide (Example 31.1), and 3-bromo-2-methoxyisonicotinohydrazide (Example 71.2).</p>	 <p>(1S,2S)-1-(5-chloropyrimidin-2-yl)-N-((R)-5-(2,4-difluorophenyl)-8-methoxy-5,6-dihydropyrido[4,3-f][1,2,4]triazolo[4,3-d][1,4]oxazepin-3-yl)-1-isopropoxypropane-2-sulfonamide and (1S,2S)-1-(5-chloropyrimidin-2-yl)-N-((S)-5-(2,4-difluorophenyl)-8-methoxy-5,6-dihydropyrido[4,3-f][1,2,4]triazolo[4,3-d][1,4]oxazepin-3-yl)-1-isopropoxypropane-2-sulfonamide.</p>
<p>121.0</p>	<p>(±)-3-(2-((tert-butyl)dimethylsilyloxy)-1-isothiocyanatoethyl)pyridine (Example 89.1), (1S,2S)-1-isopropoxy-1-(5-chloropyrimidin-2-yl)propane-2-sulfonamide (Example 31.1), and 3-bromo-2-methoxyisonicotinohydrazide (Example 71.2).</p>	 <p>(1S,2S)-1-(5-chloropyrimidin-2-yl)-1-isopropoxy-N-((R)-8-methoxy-5-(pyridin-3-yl)-5,6-dihydropyrido[4,3-f][1,2,4]triazolo[4,3-</p>

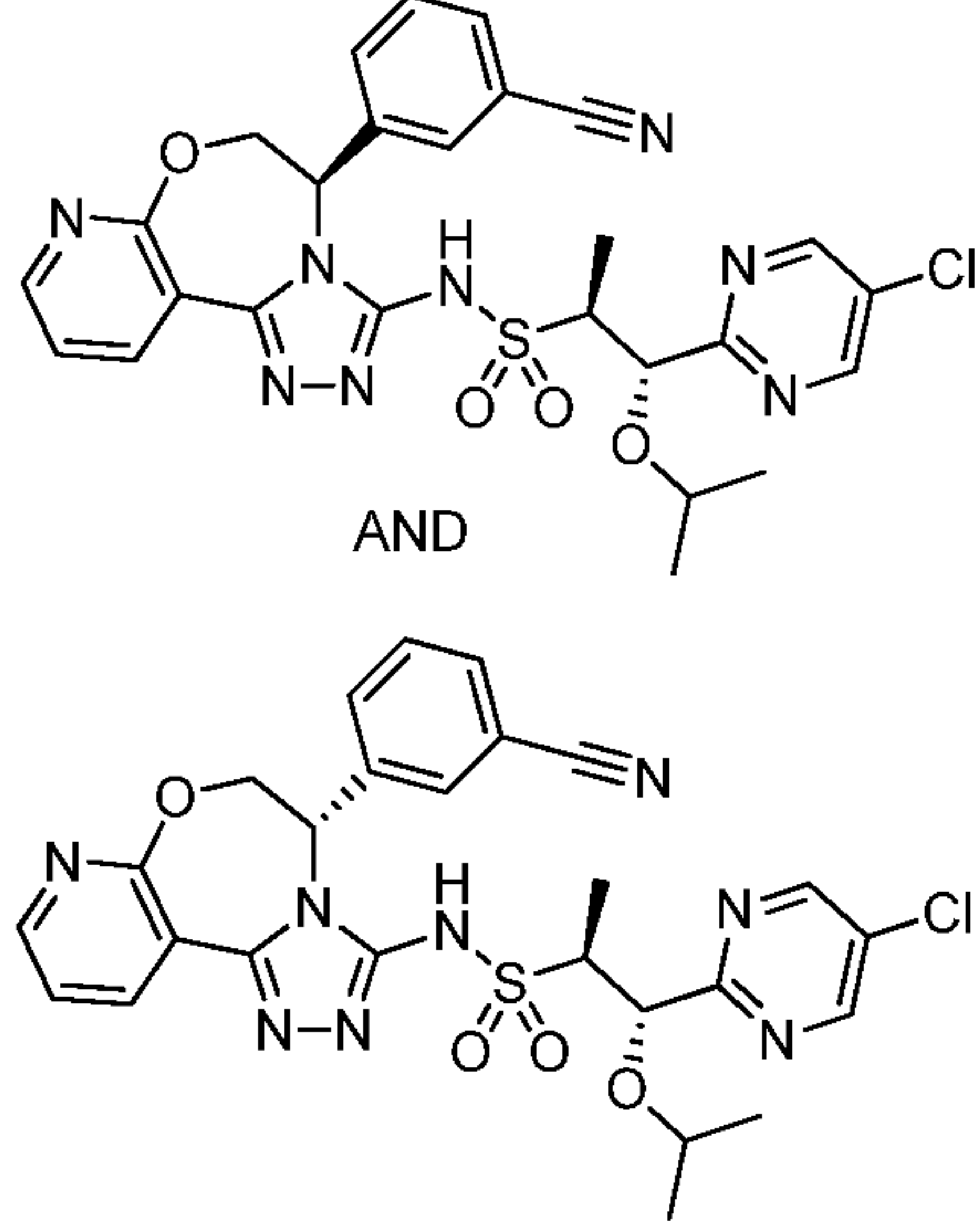
		<p>d][1,4]oxazepin-3-yl)propane-2-sulfonamide and (1S,2S)-1-(5-chloropyrimidin-2-yl)-1-isopropoxy-N-((S)-8-methoxy-5-(pyridin-3-yl)-5,6-dihydropyrido[4,3-f][1,2,4]triazolo[4,3-d][1,4]oxazepin-3-yl)propane-2-sulfonamide.</p>
<p>122.0</p>	<p>(±)-3-(2-((tert-butylidimethylsilyl)oxy)-1-isothiocyanatoethyl)pyridine (Example 89.1), (1S,2S)-1-isopropoxy-1-(5-chloropyrimidin-2-yl)propane-2-sulfonamide (Example 31.1), and 2-bromonicotinohydrazide (commercially available from SynChem Inc. Elk Grove Village, IL).</p>	 <p>(1S,2S)-1-(5-chloropyrimidin-2-yl)-1-isopropoxy-N-((R)-5-(pyridin-3-yl)-5,6-dihydropyrido[3,2-f][1,2,4]triazolo[4,3-d][1,4]oxazepin-3-yl)propane-2-sulfonamide and (1S,2S)-1-(5-chloropyrimidin-2-yl)-1-isopropoxy-N-((S)-5-(pyridin-3-yl)-5,6-dihydropyrido[3,2-f][1,2,4]triazolo[4,3-d][1,4]oxazepin-3-yl)propane-2-sulfonamide.</p>

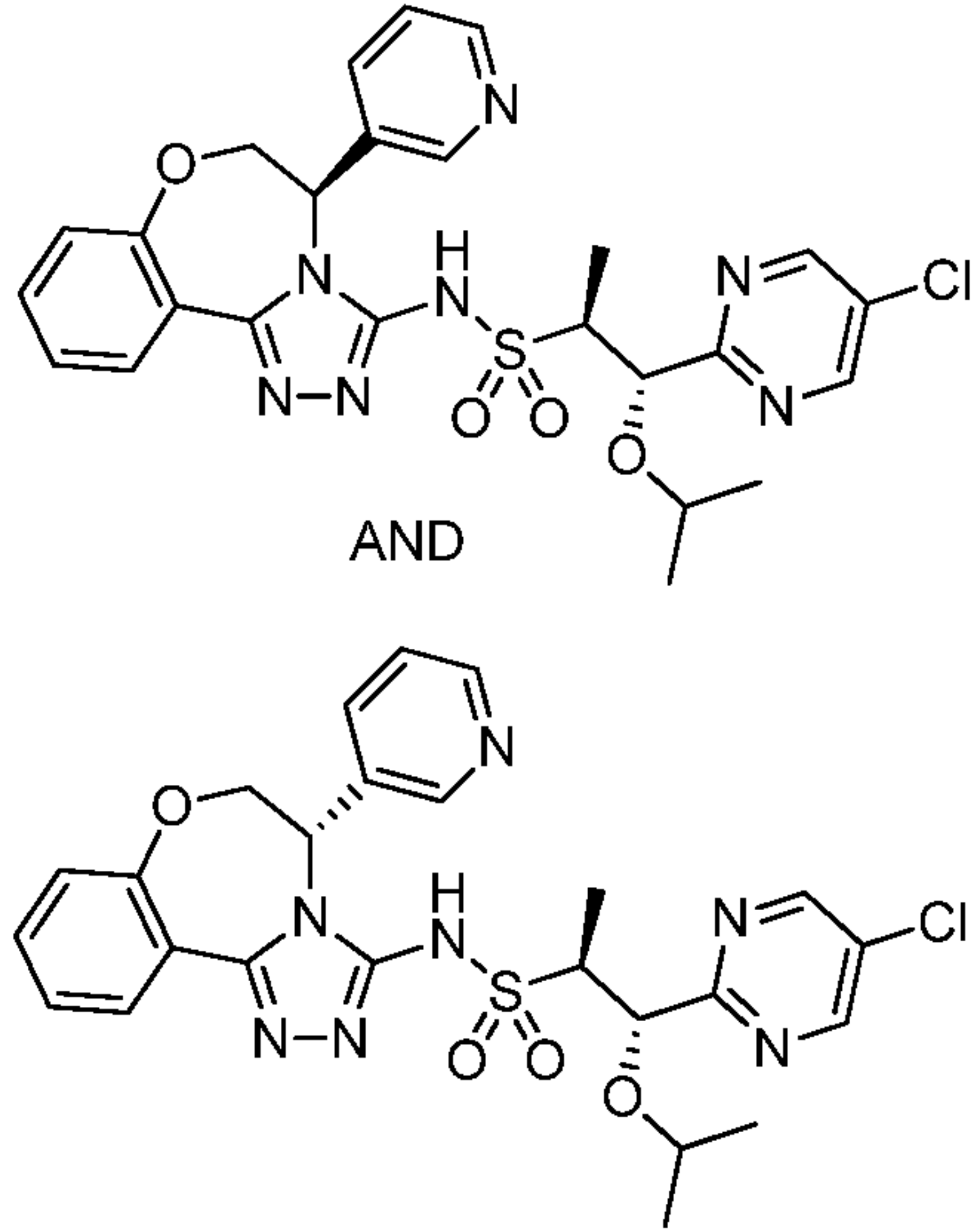
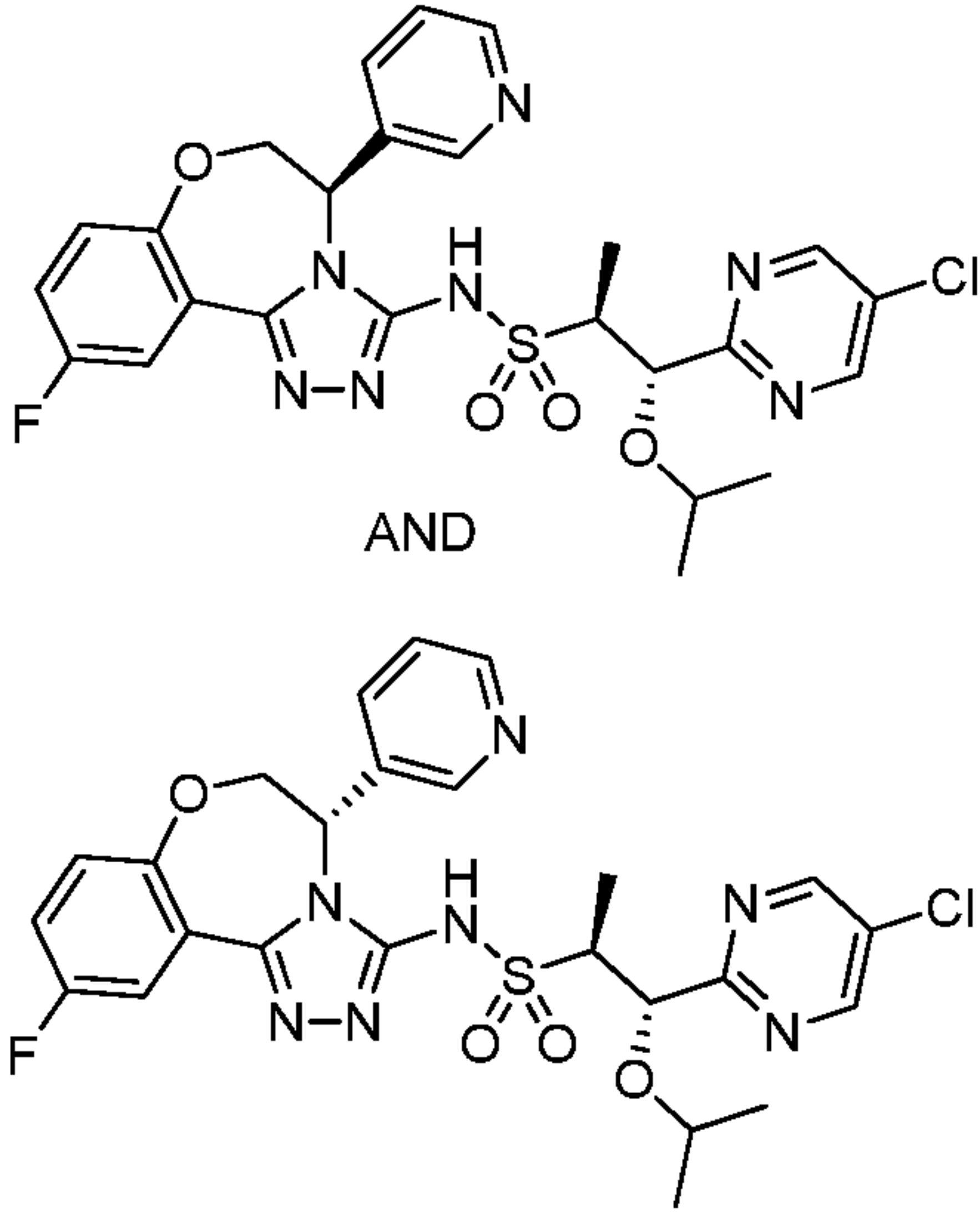
<p>123.0</p>	<p>(±)-tert-butyl(2-(2,4-difluorophenyl)-2-isothiocyanatoethoxy)dimethylsilane (Example 88.1), (1S,2S)-1-isopropoxy-1-(5-chloropyrimidin-2-yl)propane-2-sulfonamide (Example 31.1), and 2-bromonicotinohydrazide (commercially available from SynChem Inc. Elk Grove Village, IL).</p>	 <p>(1S,2S)-1-(5-chloropyrimidin-2-yl)-N-((R)-5-(2,4-difluorophenyl)-5,6-dihydropyrido[3,2-f][1,2,4]triazolo[4,3-d][1,4]oxazepin-3-yl)-1-isopropoxypropane-2-sulfonamide and (1S,2S)-1-(5-chloropyrimidin-2-yl)-N-((S)-5-(2,4-difluorophenyl)-5,6-dihydropyrido[3,2-f][1,2,4]triazolo[4,3-d][1,4]oxazepin-3-yl)-1-isopropoxypropane-2-sulfonamide.</p>
<p>124.0</p>	<p>(±)-3-(2-((tert-butyl)dimethylsilyloxy)-1-isothiocyanatoethyl)pyridine (Example 89.1), (1S,2S)-1-isopropoxy-1-(5-chloropyrimidin-2-yl)propane-2-sulfonamide (Example 31.1), and 3-bromopicolinohydrazide (commercially available from SynChem Inc. Elk Grove Village, IL).</p>	 <p>(1S,2S)-1-(5-chloropyrimidin-2-yl)-1-isopropoxy-N-((R)-5-(pyridin-3-yl)-5,6-dihydropyrido[2,3-f][1,2,4]triazolo[4,3-d][1,4]oxazepin-3-yl)propane-</p>

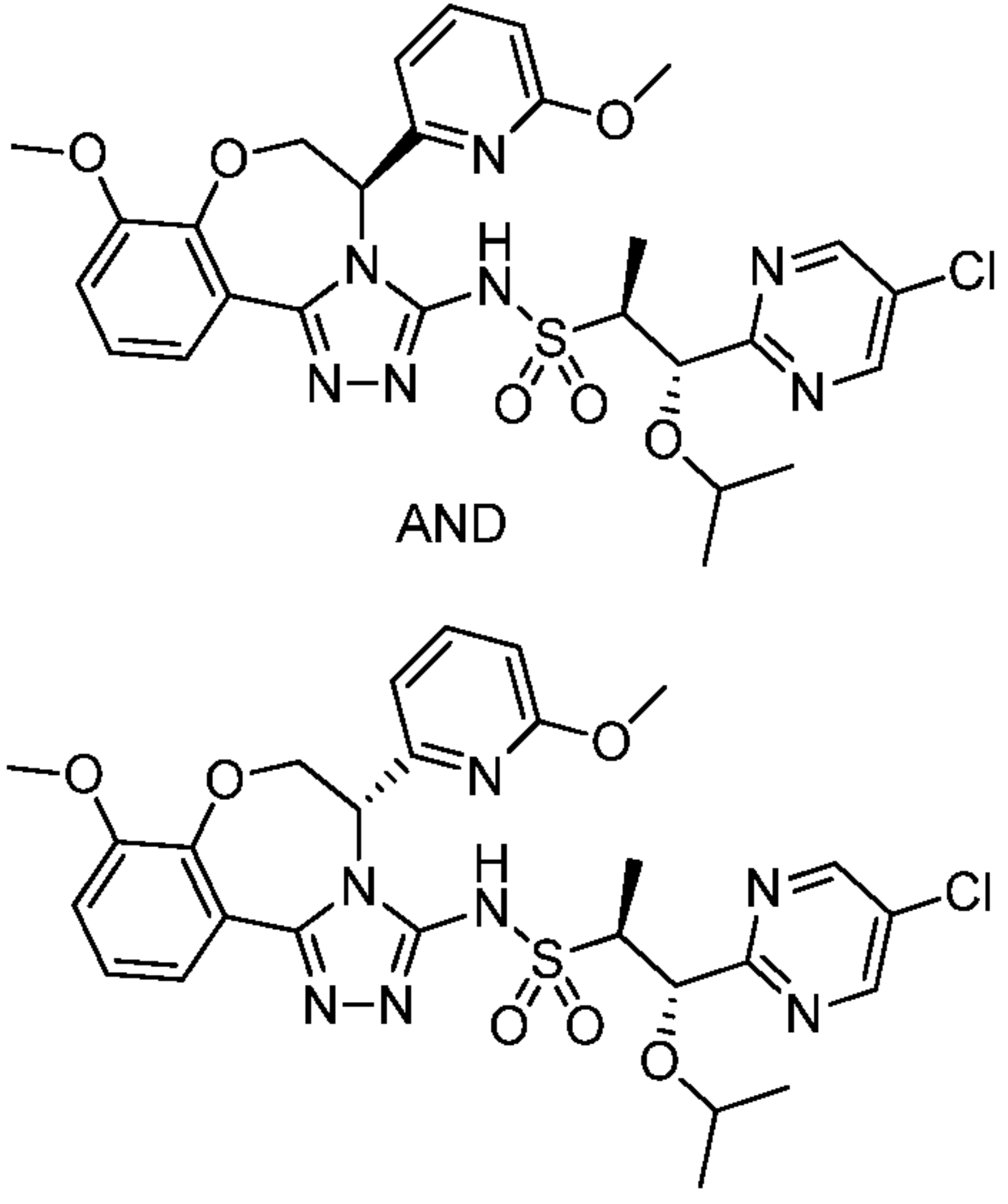
		<p>2-sulfonamide and (1S,2S)-1-(5-chloropyrimidin-2-yl)-1-isopropoxy-N-((S)-5-(pyridin-3-yl)-5,6-dihydropyrido[2,3-f][1,2,4]triazolo[4,3-d][1,4]oxazepin-3-yl)propane-2-sulfonamide.</p>
<p>125.0</p>	<p>(±)-tert-butyl(2-(2,4-difluorophenyl)-2-isothiocyanatoethoxy)dimethylsilane (Example 88.1), (1S,2S)-1-isopropoxy-1-(5-chloropyrimidin-2-yl)propane-2-sulfonamide (Example 31.1), and 3-bromo-4-methoxypicolinohydrazide (Example 93.1).</p>	 <p>(1S,2S)-1-(5-chloropyrimidin-2-yl)-N-((R)-5-(2,4-difluorophenyl)-8-methoxy-5,6-dihydropyrido[2,3-f][1,2,4]triazolo[4,3-d][1,4]oxazepin-3-yl)-1-isopropoxypropane-2-sulfonamide and (1S,2S)-1-(5-chloropyrimidin-2-yl)-N-((S)-5-(2,4-difluorophenyl)-8-methoxy-5,6-dihydropyrido[2,3-f][1,2,4]triazolo[4,3-d][1,4]oxazepin-3-yl)-1-isopropoxypropane-2-sulfonamide.</p>

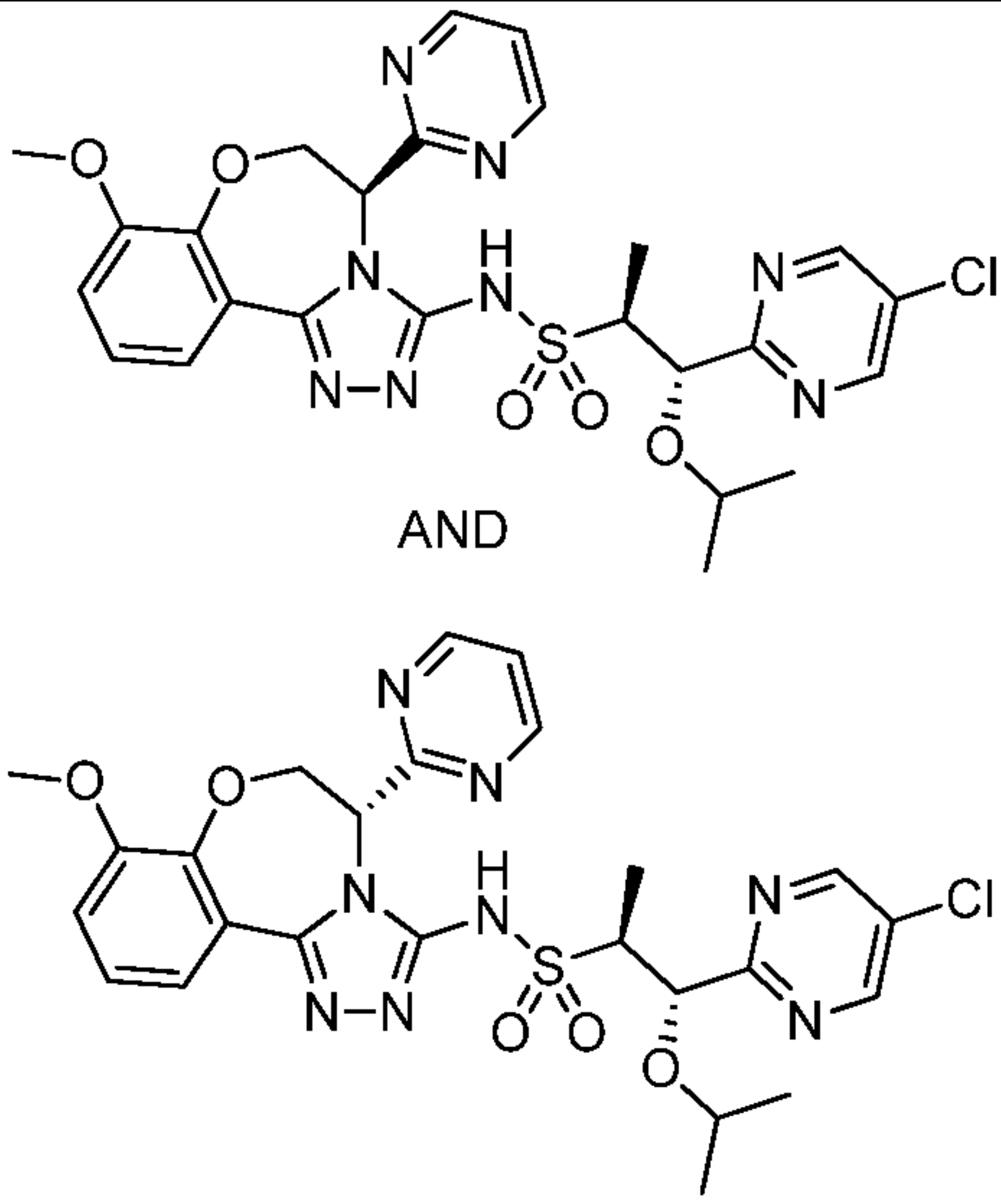
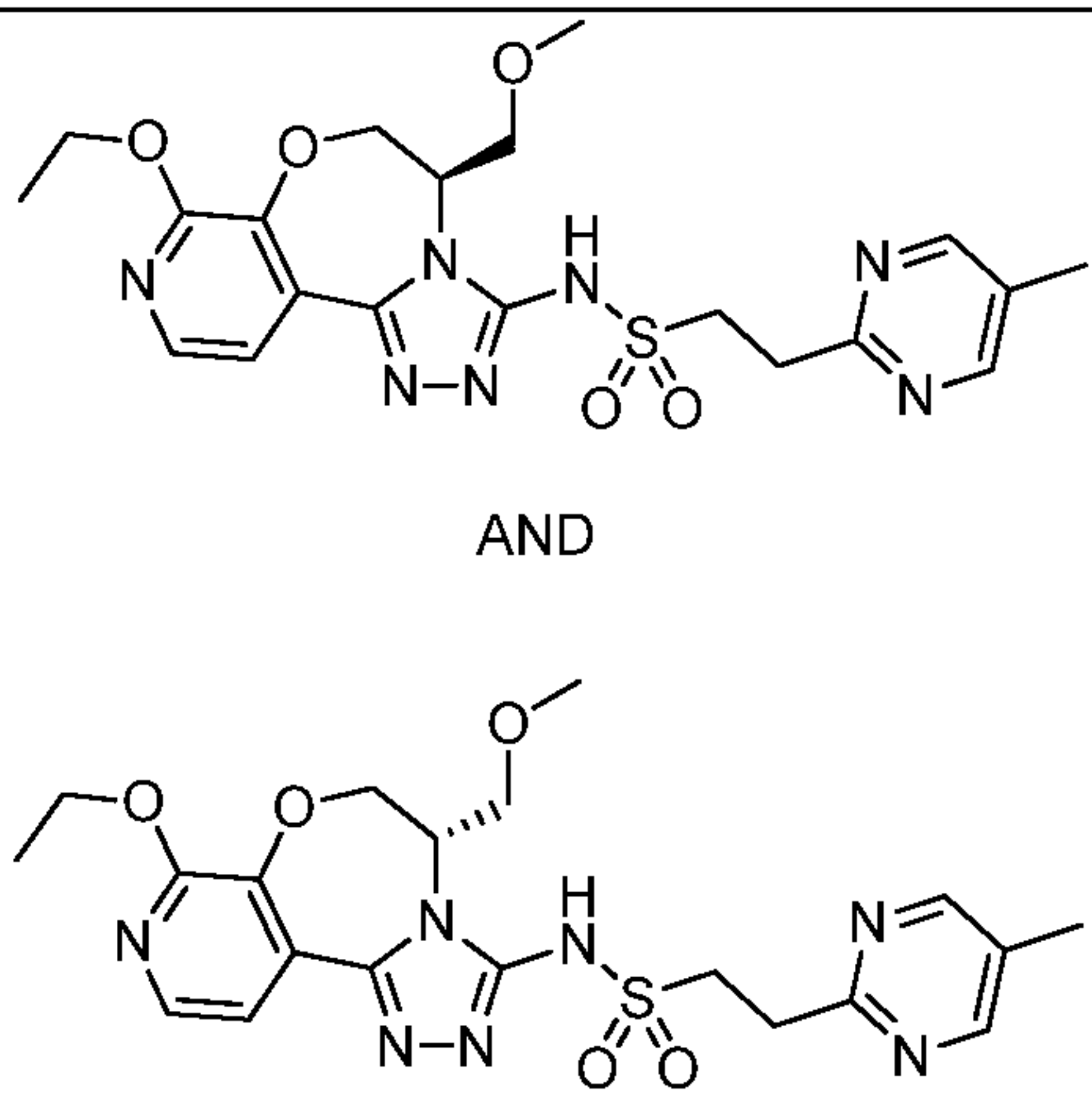
<p>126.0</p>	<p>(±)-tert-butyl(2-(2,4-difluorophenyl)-2-isothiocyanatoethoxy)dimethylsilane (Example 88.1), (1S,2S)-1-isopropoxy-1-(5-chloropyrimidin-2-yl)propane-2-sulfonamide (Example 31.1), and 3-bromoisonicotinohydrazide (commercially available from SynChem Inc. Elk Grove Village, IL).</p>	 <p>(1S,2S)-1-(5-chloropyrimidin-2-yl)-N-((R)-5-(2,4-difluorophenyl)-5,6-dihydropyrido[4,3-f][1,2,4]triazolo[4,3-d][1,4]oxazepin-3-yl)-1-isopropoxypropane-2-sulfonamide and (1S,2S)-1-(5-chloropyrimidin-2-yl)-N-((S)-5-(2,4-difluorophenyl)-5,6-dihydropyrido[4,3-f][1,2,4]triazolo[4,3-d][1,4]oxazepin-3-yl)-1-isopropoxypropane-2-sulfonamide.</p>
<p>127.0</p>	<p>(±)-tert-butyl(2-(2,4-difluorophenyl)-2-isothiocyanatoethoxy)dimethylsilane (Example 88.1), (1S,2S)-1-isopropoxy-1-(5-chloropyrimidin-2-yl)propane-2-sulfonamide (Example 31.1), and 3-bromopicolinohydrazide (commercially available from SynChem Inc. Elk Grove Village, IL).</p>	 <p>(1S,2S)-1-(5-chloropyrimidin-2-yl)-N-((R)-5-(2,4-difluorophenyl)-5,6-dihydropyrido[2,3-f][1,2,4]triazolo[4,3-d][1,4]oxazepin-3-yl)-1-</p>

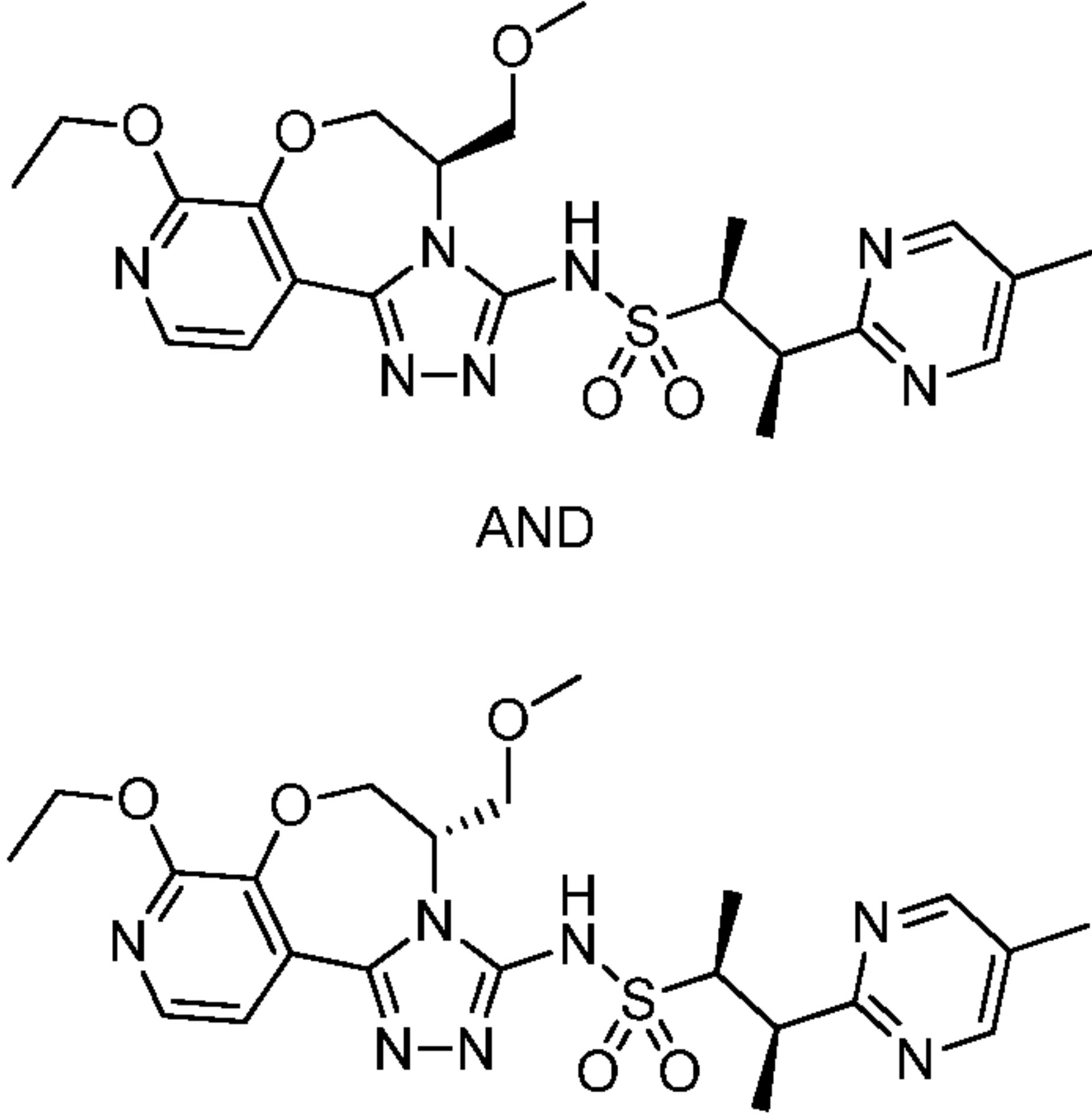
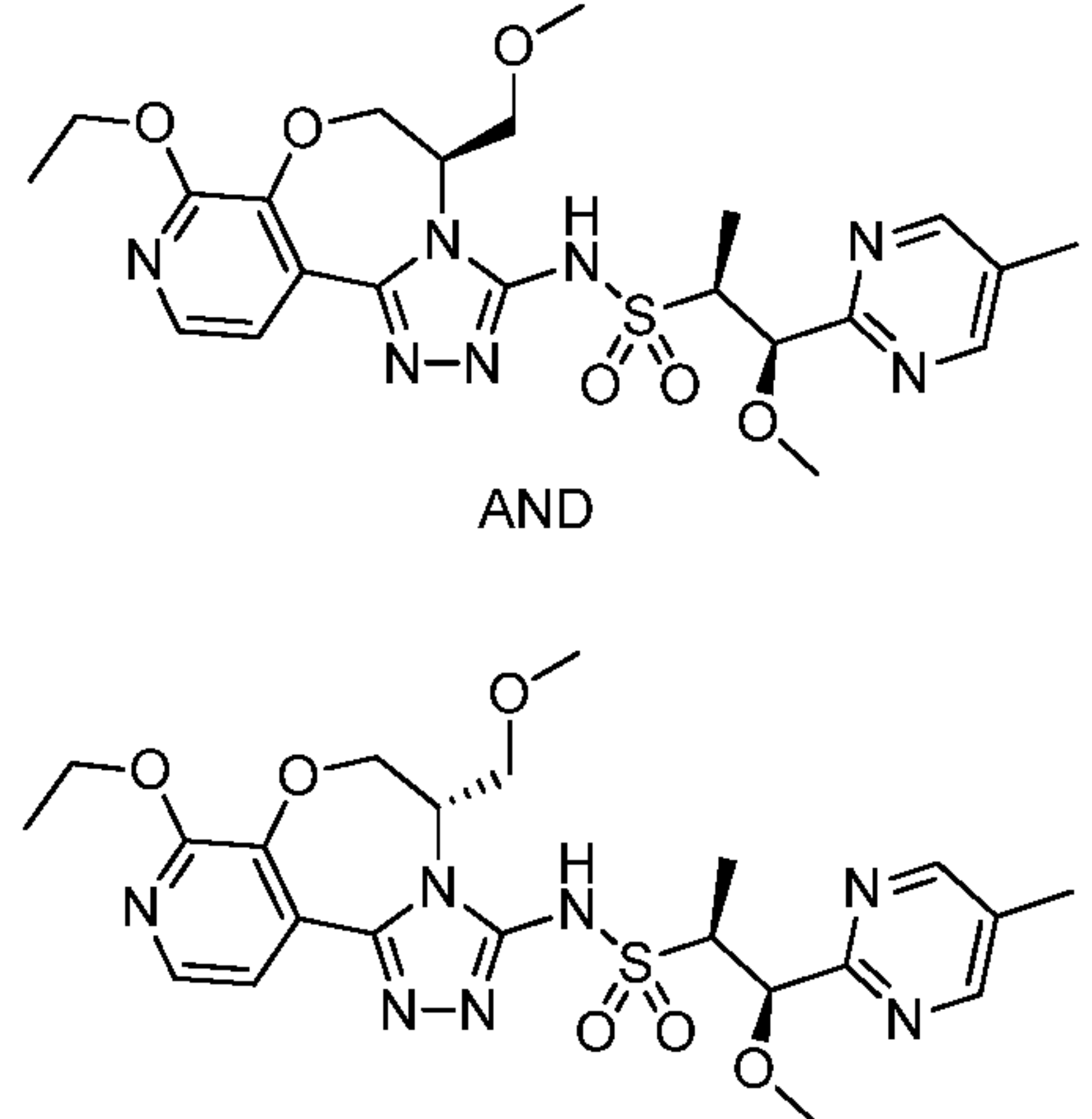
		<p>isopropoxypropane-2-sulfonamide and (1S,2S)-1-(5-chloropyrimidin-2-yl)-N-((S)-5-(2,4-difluorophenyl)-5,6-dihydropyrido[2,3-f][1,2,4]triazolo[4,3-d][1,4]oxazepin-3-yl)-1-isopropoxypropane-2-sulfonamide.</p>
<p>128.0</p>	<p>(±)-3-(2-((tert-butylidimethylsilyl)oxy)-1-isothiocyanoethyl)benzonitrile (Example 96.1), (1S,2S)-1-isopropoxy-1-(5-chloropyrimidin-2-yl)propane-2-sulfonamide (Example 31.1), and 3-bromo-2-methoxyisonicotinohydrazide (Example 71.2).</p>	 <p>(1S,2S)-1-(5-chloropyrimidin-2-yl)-N-((R)-5-(3-cyanophenyl)-8-methoxy-5,6-dihydropyrido[4,3-f][1,2,4]triazolo[4,3-d][1,4]oxazepin-3-yl)-1-isopropoxypropane-2-sulfonamide and (1S,2S)-1-(5-chloropyrimidin-2-yl)-N-((S)-5-(3-cyanophenyl)-8-methoxy-5,6-dihydropyrido[4,3-f][1,2,4]triazolo[4,3-d][1,4]oxazepin-3-yl)-1-isopropoxypropane-2-sulfonamide.</p>
<p>129.0</p>	<p>(±)-3-(2-((tert-butylidimethylsilyl)oxy)-1-isothiocyanoethyl)benzonitrile (Example 96.1), (1S,2S)-1-isopropoxy-1-(5-chloropyrimidin-2-yl)propane-2-sulfonamide (Example 31.1), and 3-bromo-4-</p>	

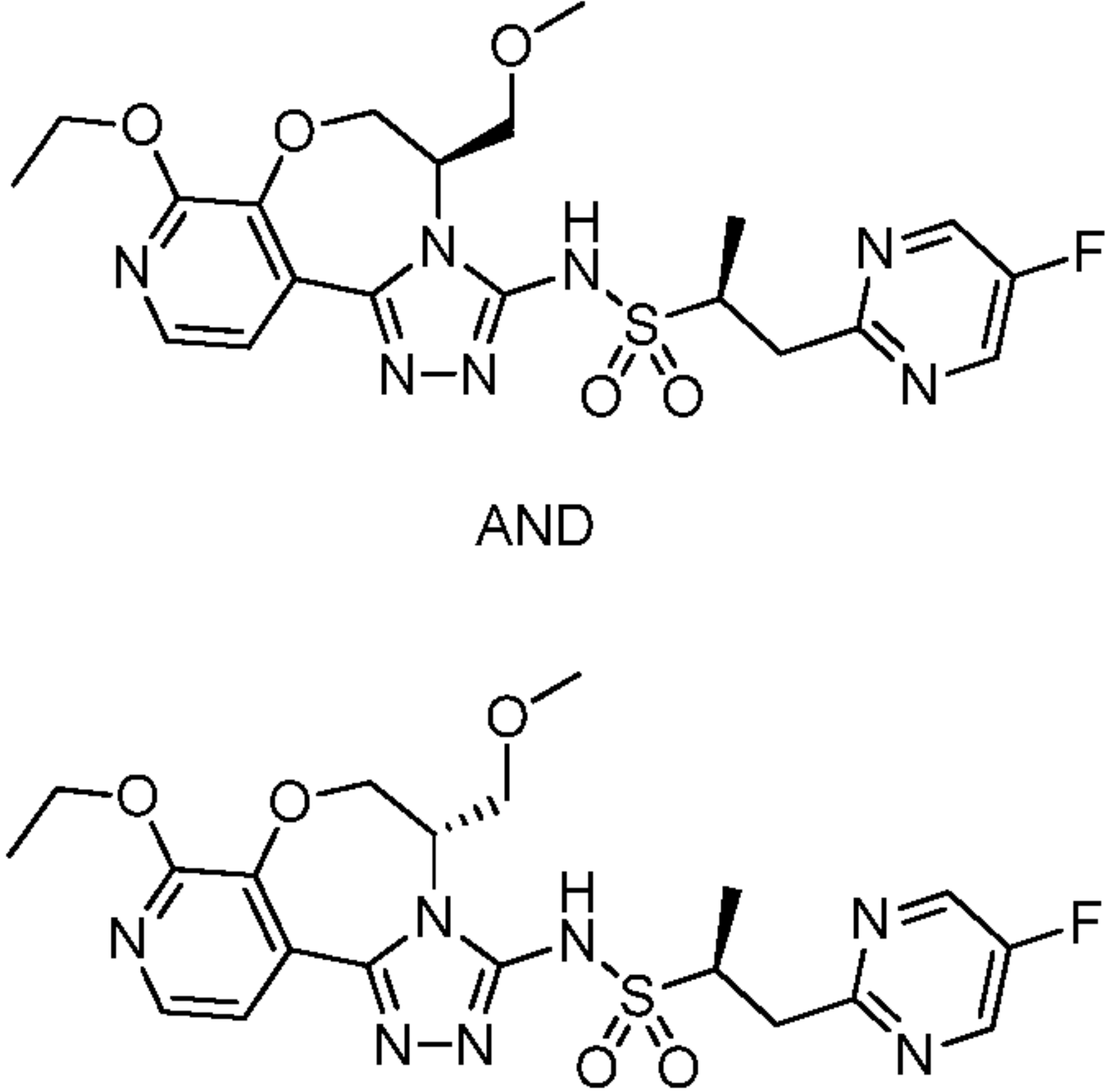
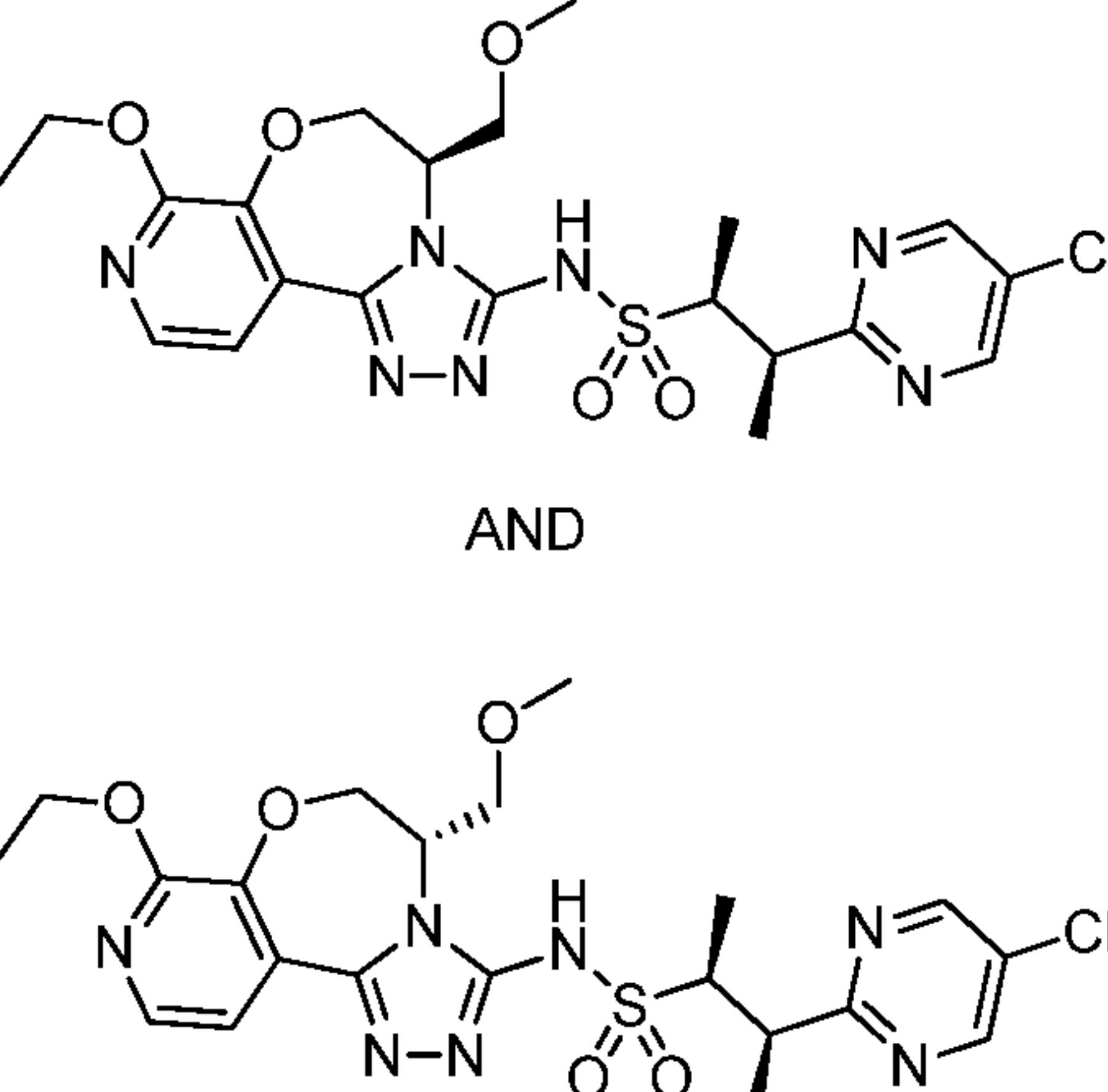
	methoxypicolinohydrazide (Example 93.1).	(1S,2S)-1-(5-chloropyrimidin-2-yl)-N-((R)-5-(3-cyanophenyl)-8-methoxy-5,6-dihydropyrido[2,3-f][1,2,4]triazolo[4,3-d][1,4]oxazepin-3-yl)-1-isopropoxypropane-2-sulfonamide and (1S,2S)-1-(5-chloropyrimidin-2-yl)-N-((S)-5-(3-cyanophenyl)-8-methoxy-5,6-dihydropyrido[2,3-f][1,2,4]triazolo[4,3-d][1,4]oxazepin-3-yl)-1-isopropoxypropane-2-sulfonamide.
130.0	<p>(±)-3-(2-((tert-butyl)dimethylsilyloxy)-1-isothiocyanatoethyl)benzonitrile (Example 96.1), (1S,2S)-1-isopropoxy-1-(5-chloropyrimidin-2-yl)propane-2-sulfonamide (Example 31.1), and 2-bromonicotinohydrazide (commercially available from SynChem Inc. Elk Grove Village, IL).</p>	 <p>(1S,2S)-1-(5-chloropyrimidin-2-yl)-N-((R)-5-(3-cyanophenyl)-5,6-dihydropyrido[3,2-f][1,2,4]triazolo[4,3-d][1,4]oxazepin-3-yl)-1-isopropoxypropane-2-sulfonamide and (1S,2S)-1-(5-chloropyrimidin-2-yl)-N-((S)-5-(3-cyanophenyl)-5,6-dihydropyrido[3,2-f][1,2,4]triazolo[4,3-d][1,4]oxazepin-3-yl)-1-isopropoxypropane-2-sulfonamide.</p>

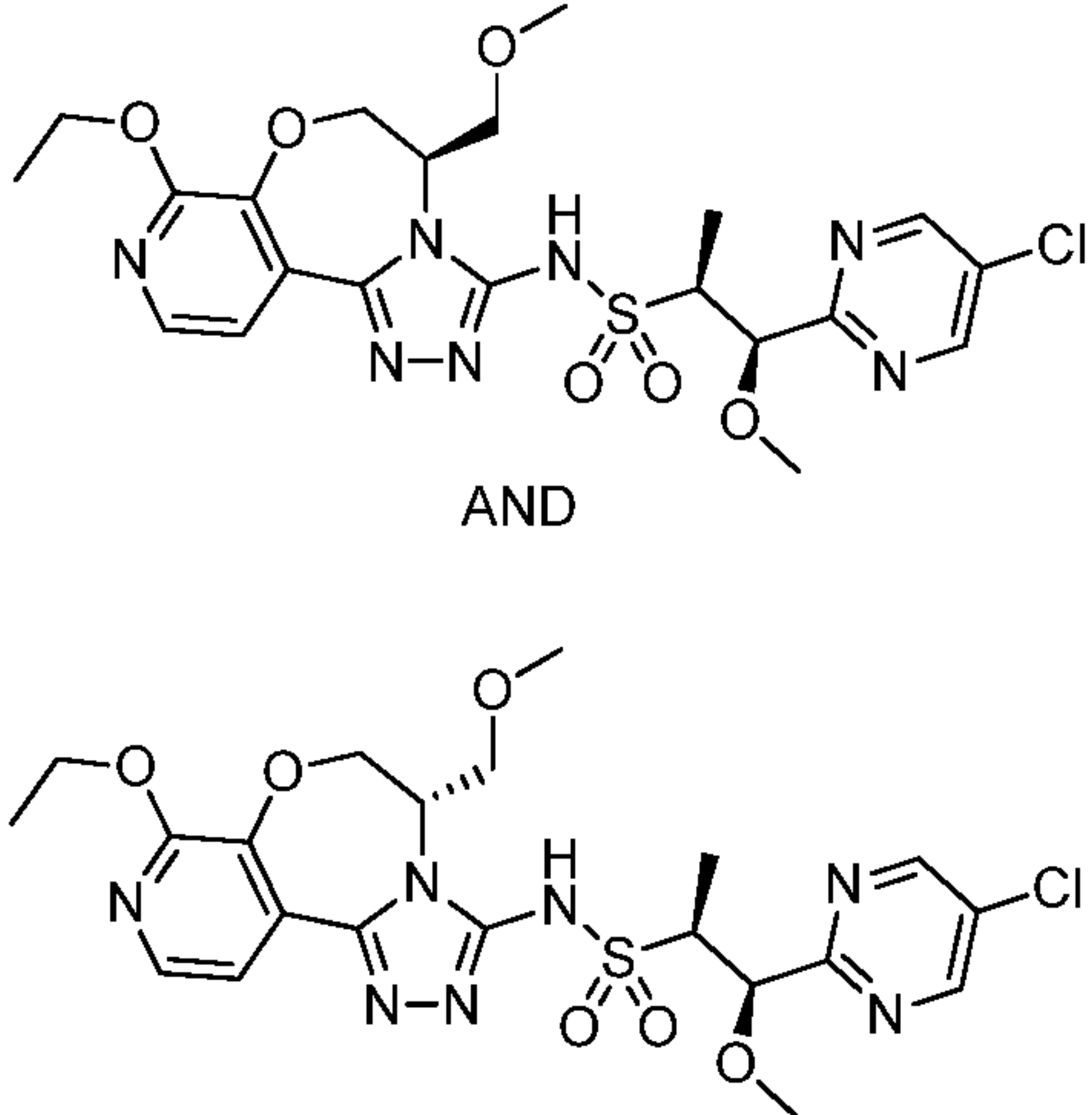
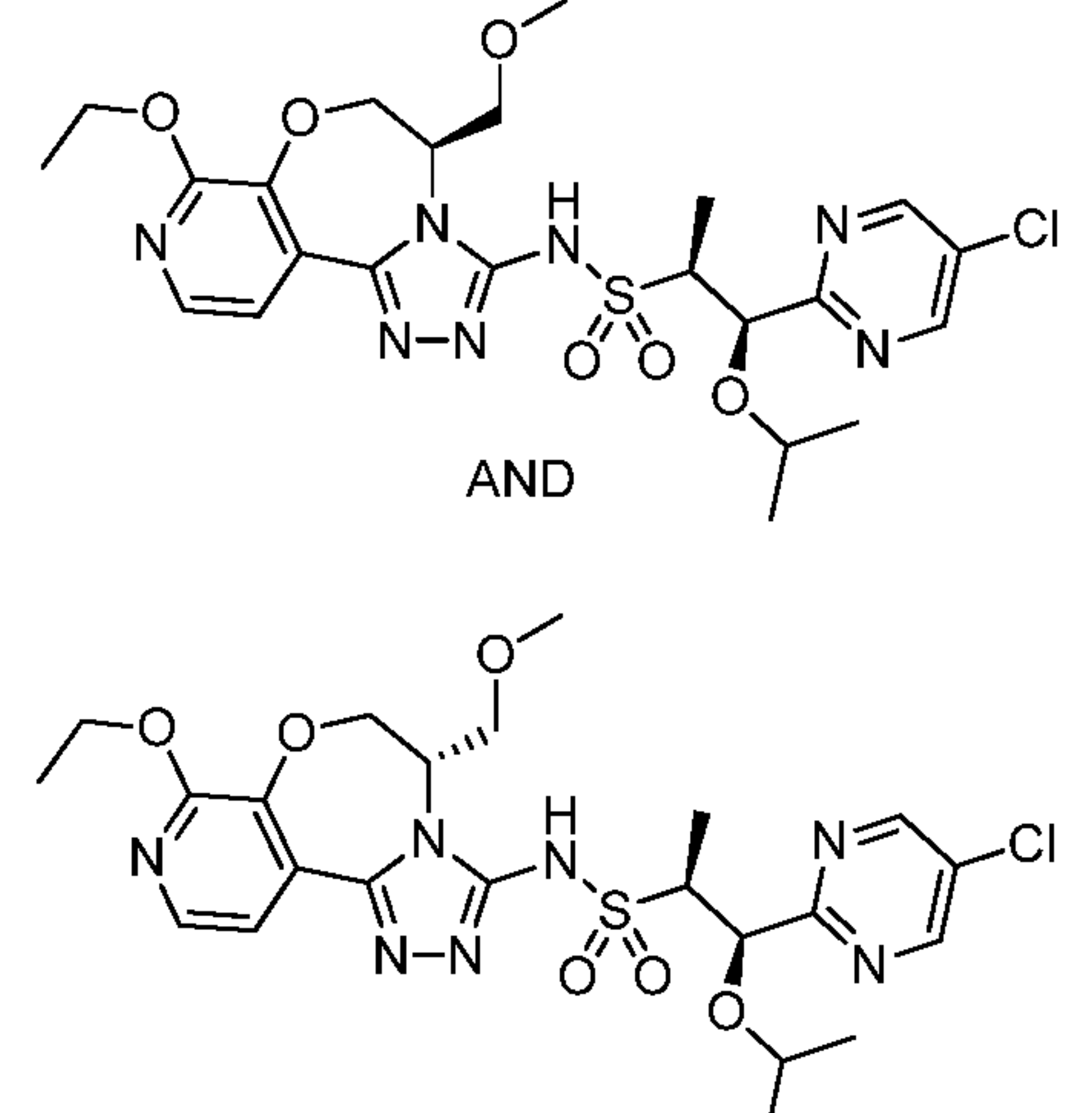
<p>131.0</p>	<p>(±)-3-(2-((tert-butyl dimethylsilyl)oxy)-1-isothiocyanatoethyl)pyridine (Example 89.1), (1S,2S)-1-isopropoxy-1-(5-chloropyrimidin-2-yl)propane-2-sulfonamide (Example 31.1), and 2-bromobenzohydrazide (commercially available from Sigma-Aldrich).</p>	 <p>AND</p> <p>(1S,2S)-1-(5-chloropyrimidin-2-yl)-1-isopropoxy-N-((R)-5-(pyridin-3-yl)-5,6-dihydrobenzo[f][1,2,4]triazolo[4,3-d][1,4]oxazepin-3-yl)propane-2-sulfonamide and (1S,2S)-1-(5-chloropyrimidin-2-yl)-1-isopropoxy-N-((S)-5-(pyridin-3-yl)-5,6-dihydrobenzo[f][1,2,4]triazolo[4,3-d][1,4]oxazepin-3-yl)propane-2-sulfonamide.</p>
<p>132.0</p>	<p>(±)-3-(2-((tert-butyl dimethylsilyl)oxy)-1-isothiocyanatoethyl)pyridine (Example 89.1), (1S,2S)-1-isopropoxy-1-(5-chloropyrimidin-2-yl)propane-2-sulfonamide (Example 31.1), and 2-bromo-5-fluorobenzohydrazide (commercially available from Enamine).</p>	 <p>AND</p> <p>(1S,2S)-1-(5-chloropyrimidin-2-yl)-N-((R)-10-fluoro-5-(pyridin-3-yl)-5,6-dihydrobenzo[f][1,2,4]triazolo[4,3-d][1,4]oxazepin-</p>

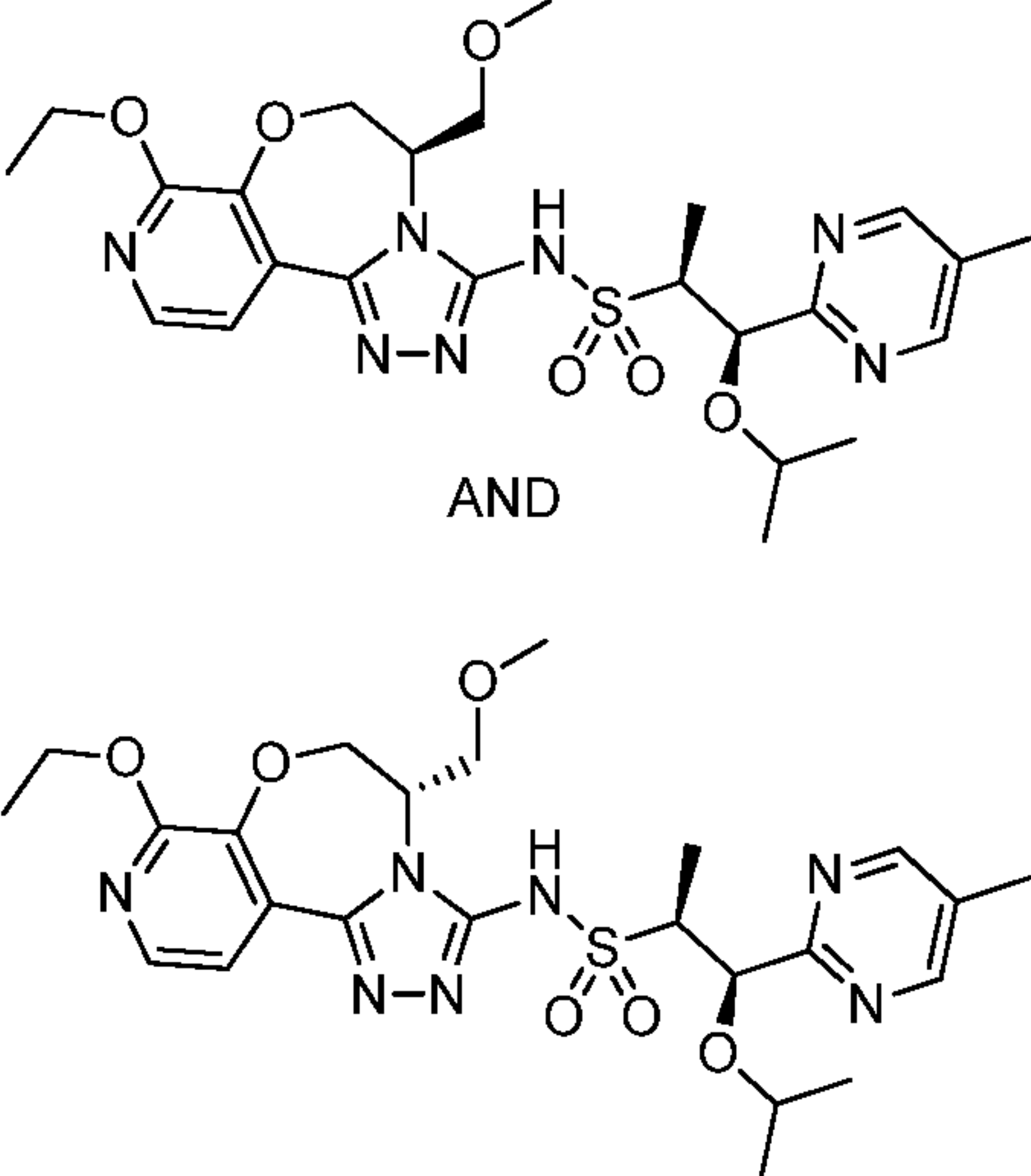
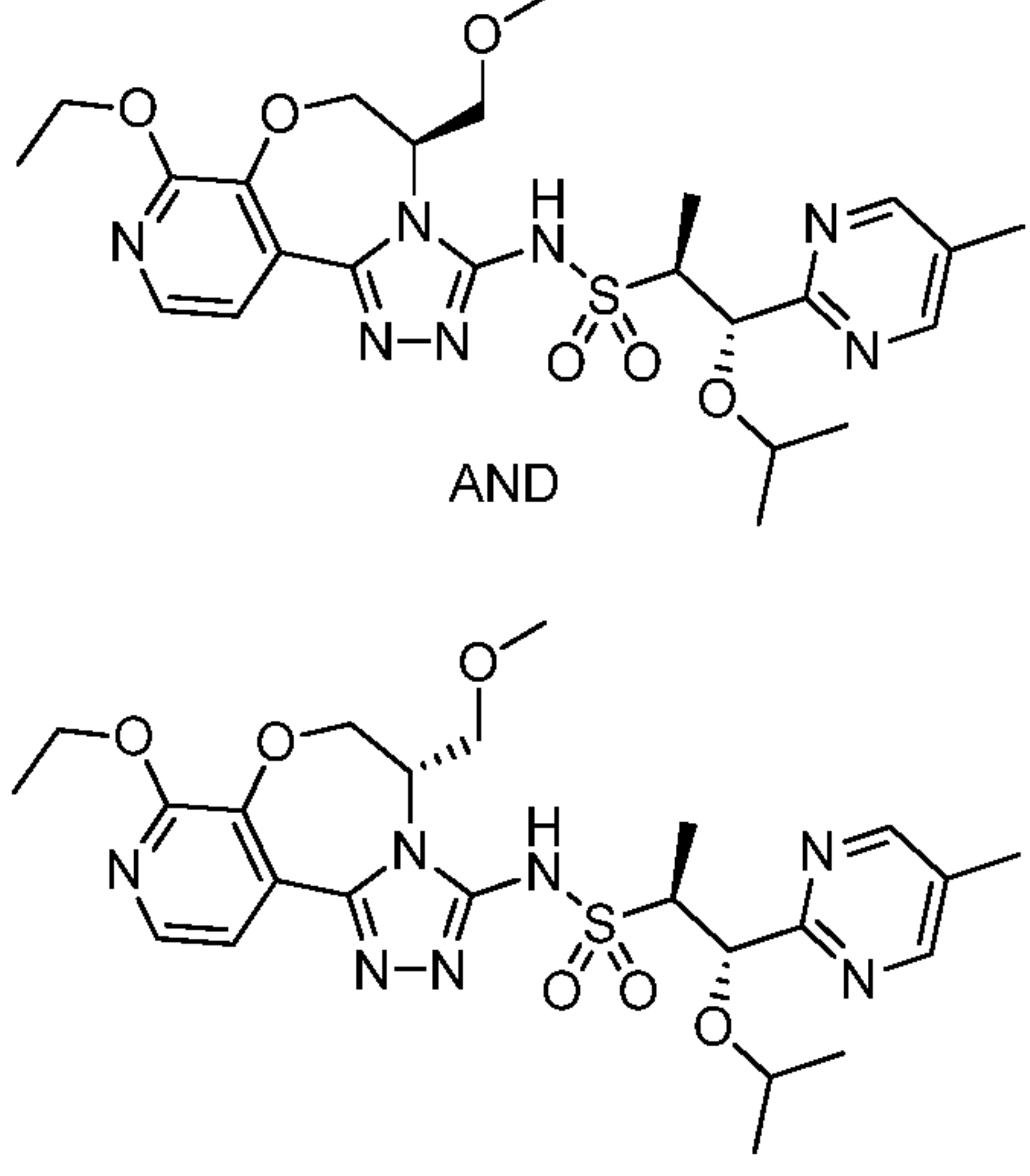
		<p>3-yl)-1-isopropoxypropane-2-sulfonamide and (1S,2S)-1-(5-chloropyrimidin-2-yl)-N-((S)-10-fluoro-5-(pyridin-3-yl)-5,6-dihydrobenzo[f][1,2,4]triazolo[4,3-d][1,4]oxazepin-3-yl)-1-isopropoxypropane-2-sulfonamide.</p>
<p>133.0</p>	<p>(±)-2-(2-((tert-butyl dimethylsilyl)oxy)-1-isothiocyanatoethyl)-6-methoxypyridine (Example 101.1), (1S,2S)-1-isopropoxy-1-(5-chloropyrimidin-2-yl)propane-2-sulfonamide (Example 31.1), and 2-bromo-3-methoxybenzohydrazide (Example 8.1).</p>	 <p>AND</p> <p>(1S,2S)-1-(5-chloropyrimidin-2-yl)-1-isopropoxy-N-((R)-8-methoxy-5-(6-methoxypyridin-2-yl)-5,6-dihydrobenzo[f][1,2,4]triazolo[4,3-d][1,4]oxazepin-3-yl)propane-2-sulfonamide and (1S,2S)-1-(5-chloropyrimidin-2-yl)-1-isopropoxy-N-((S)-8-methoxy-5-(6-methoxypyridin-2-yl)-5,6-dihydrobenzo[f][1,2,4]triazolo[4,3-d][1,4]oxazepin-3-yl)propane-2-sulfonamide.</p>

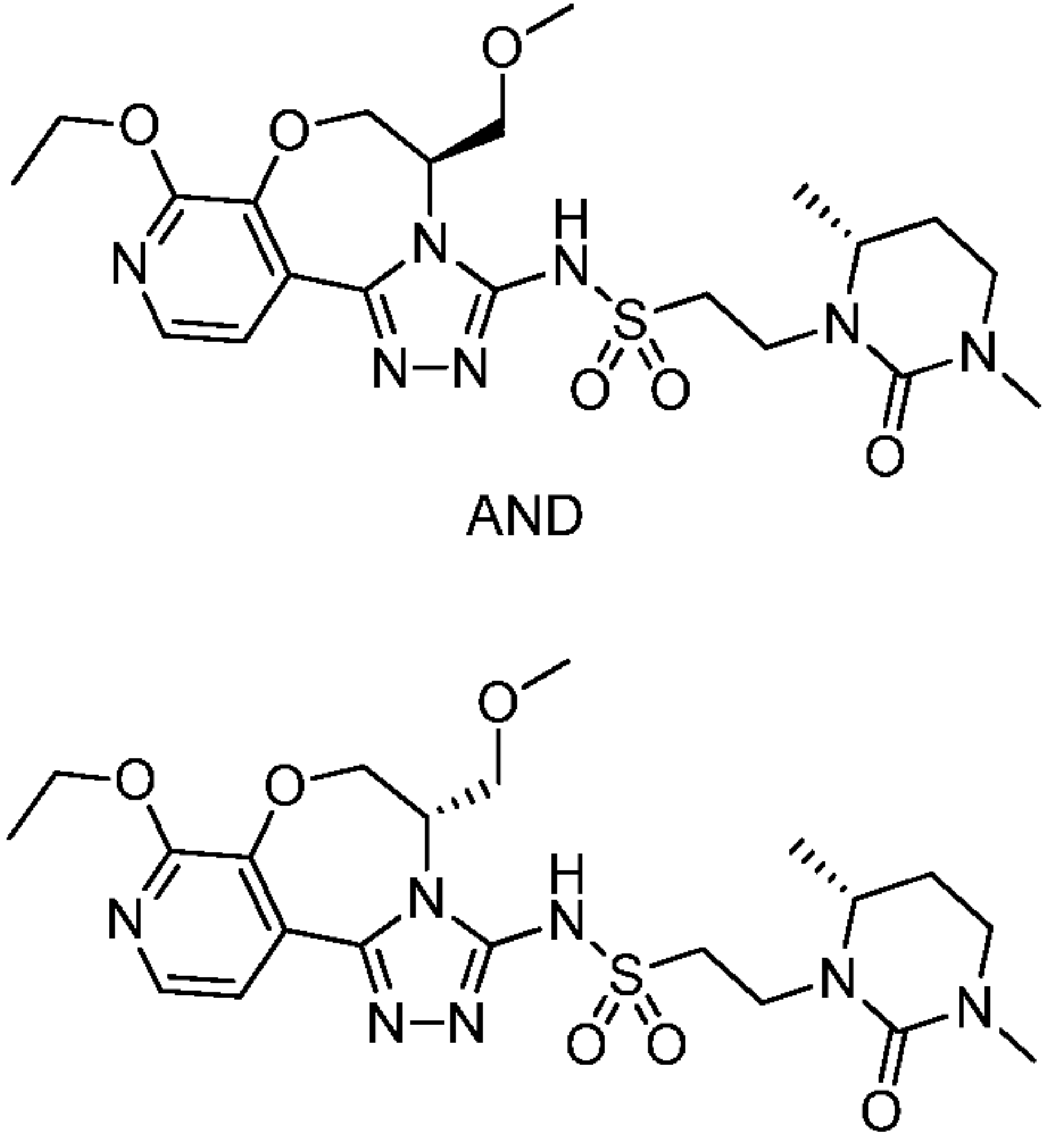
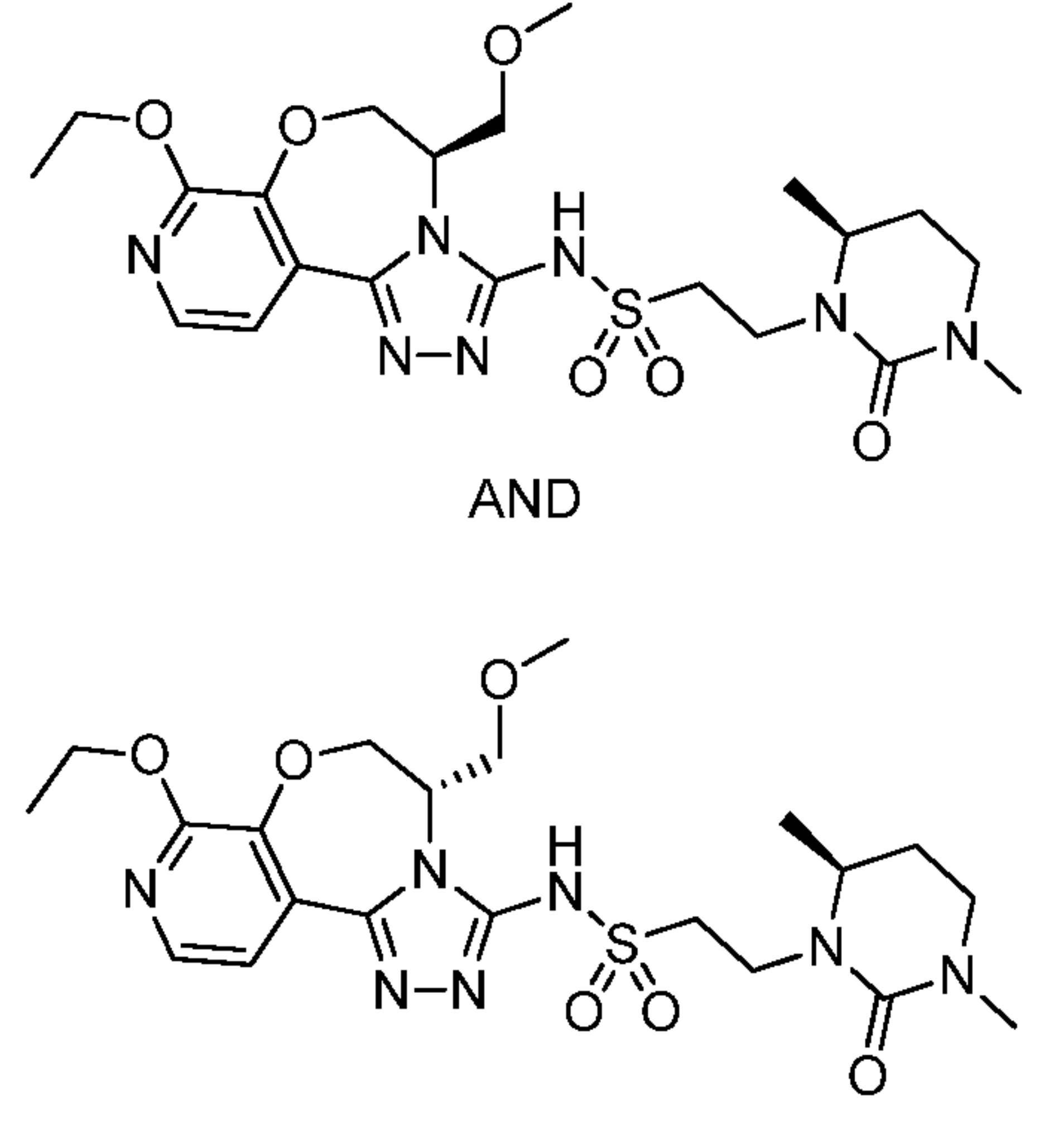
<p>134.0</p>	<p>(±)-2-(2-((tert-butyl dimethylsilyl)oxy)-1-isothiocyanatoethyl)pyrimidine (Example 102.1), (1S,2S)-1-isopropoxy-1-(5-chloropyrimidin-2-yl)propane-2-sulfonamide (Example 31.1), and 2-bromo-3-methoxybenzohydrazide (Example 8.1).</p>	 <p>(1S,2S)-1-(5-chloropyrimidin-2-yl)-1-isopropoxy-N-((R)-8-methoxy-5-(pyrimidin-2-yl)-5,6-dihydrobenzo[f][1,2,4]triazolo[4,3-d][1,4]oxazepin-3-yl)propane-2-sulfonamide and (1S,2S)-1-(5-chloropyrimidin-2-yl)-1-isopropoxy-N-((S)-8-methoxy-5-(pyrimidin-2-yl)-5,6-dihydrobenzo[f][1,2,4]triazolo[4,3-d][1,4]oxazepin-3-yl)propane-2-sulfonamide.</p>
<p>135.0</p>	<p>5-isothiocyanato-2,2-dimethyl-1,3-dioxane (Example 1.1), (2-(5-methylpyrimidin-2-yl)ethanesulfonamide (Example 29.1), and 3-chloro-2-ethoxyisonicotinohydrazide (Example 74.1).</p>	 <p>(R)-N-(8-ethoxy-5-(methoxymethyl)-5,6-dihydropyrido[4,3-f][1,2,4]triazolo[4,3-d][1,4]oxazepin-3-yl)-2-(5-methylpyrimidin-2-yl)ethanesulfonamide and (S)-N-(8-ethoxy-5-(methoxymethyl)-5,6-dihydropyrido[4,3-f][1,2,4]triazolo[4,3-d][1,4]oxazepin-3-yl)-2-(5-</p>

<p>136.0</p>	<p>5-isothiocyanato-2,2-dimethyl-1,3-dioxane (Example 1.1), (2S,3R)-3-(5-methylpyrimidin-2-yl)butane-2-sulfonamide (Example 10.1), and 3-chloro-2-ethoxyisonicotinohydrazide (Example 74.1).</p>	<p>methylpyrimidin-2-yl)ethanesulfonamide.</p>  <p>(2S,3R)-N-((R)-8-ethoxy-5-(methoxymethyl)-5,6-dihydropyrido[4,3-f][1,2,4]triazolo[4,3-d][1,4]oxazepin-3-yl)-3-(5-methylpyrimidin-2-yl)butane-2-sulfonamide and (2S,3R)-N-((S)-8-ethoxy-5-(methoxymethyl)-5,6-dihydropyrido[4,3-f][1,2,4]triazolo[4,3-d][1,4]oxazepin-3-yl)-3-(5-methylpyrimidin-2-yl)butane-2-sulfonamide.</p>
<p>137.0</p>	<p>5-isothiocyanato-2,2-dimethyl-1,3-dioxane (Example 1.1), (1R,2S)-1-methoxy-1-(5-methylpyrimidin-2-yl)propane-2-sulfonamide (Example 24.1), and 3-chloro-2-ethoxyisonicotinohydrazide (Example 74.1).</p>	 <p>(1R,2S)-N-((R)-8-ethoxy-5-(methoxymethyl)-5,6-dihydropyrido[4,3-f][1,2,4]triazolo[4,3-d][1,4]oxazepin-3-yl)-1-methoxy-1-(5-methylpyrimidin-2-yl)propane-2-sulfonamide and (1R,2S)-N-((S)-8-ethoxy-5-(methoxymethyl)-5,6-dihydropyrido[4,3-f][1,2,4]triazolo[4,3-d][1,4]oxazepin-3-yl)-1-methoxy-1-(5-</p>

<p>138.0</p>	<p>5-isothiocyanato-2,2-dimethyl-1,3-dioxane (Example 1.1), (2S,3R)-3-(5-chloropyrimidin-2-yl)butane-2-sulfonamide (Example 138.1), and 3-chloro-2-ethoxyisonicotinohydrazide (Example 74.1).</p>	<p>methylpyrimidin-2-yl)propane-2-sulfonamide.</p>  <p>(S)-N-((R)-8-ethoxy-5-(methoxymethyl)-5,6-dihydropyrido[4,3-f][1,2,4]triazolo[4,3-d][1,4]oxazepin-3-yl)-1-(5-fluoropyrimidin-2-yl)propane-2-sulfonamide and (S)-N-((S)-8-ethoxy-5-(methoxymethyl)-5,6-dihydropyrido[4,3-f][1,2,4]triazolo[4,3-d][1,4]oxazepin-3-yl)-1-(5-fluoropyrimidin-2-yl)propane-2-sulfonamide.</p>
<p>139.0</p>	<p>5-isothiocyanato-2,2-dimethyl-1,3-dioxane (Example 1.1), (2S,3R)-3-(5-chloropyrimidin-2-yl)butane-2-sulfonamide (Example 139.1), and 3-chloro-2-ethoxyisonicotinohydrazide (Example 74.1).</p>	 <p>(2S,3R)-3-(5-chloropyrimidin-2-yl)-N-((R)-8-ethoxy-5-(methoxymethyl)-5,6-dihydropyrido[4,3-f][1,2,4]triazolo[4,3-d][1,4]oxazepin-3-yl)butane-2-sulfonamide and (2S,3R)-3-(5-chloropyrimidin-2-yl)-N-((S)-8-ethoxy-5-(methoxymethyl)-5,6-dihydropyrido[4,3-f][1,2,4]triazolo[4,3-d][1,4]oxazepin-3-yl)butane-2-sulfonamide.</p>

<p>140.0</p>	<p>5-isothiocyanato-2,2-dimethyl-1,3-dioxane (Example 1.1), (1R,2S)-1-(5-chloropyrimidin-2-yl)-1-methoxypropane-2-sulfonamide (Example 140.1), and 3-chloro-2-ethoxyisonicotinohydrazide (Example 74.1).</p>	 <p>(1R,2S)-1-(5-chloropyrimidin-2-yl)-N-((R)-8-ethoxy-5-(methoxymethyl)-5,6-dihydropyrido[4,3-f][1,2,4]triazolo[4,3-d][1,4]oxazepin-3-yl)-1-methoxypropane-2-sulfonamide and (1R,2S)-1-(5-chloropyrimidin-2-yl)-N-((S)-8-ethoxy-5-(methoxymethyl)-5,6-dihydropyrido[4,3-f][1,2,4]triazolo[4,3-d][1,4]oxazepin-3-yl)-1-methoxypropane-2-sulfonamide.</p>
<p>141.0</p>	<p>5-isothiocyanato-2,2-dimethyl-1,3-dioxane (Example 1.1), (1R,2S)-1-isopropoxy-1-(5-chloropyrimidin-2-yl)propane-2-sulfonamide (Example 141.1), and 3-chloro-2-ethoxyisonicotinohydrazide (Example 74.1).</p>	 <p>(1R,2S)-1-(5-chloropyrimidin-2-yl)-N-((R)-8-ethoxy-5-(methoxymethyl)-5,6-dihydropyrido[4,3-f][1,2,4]triazolo[4,3-d][1,4]oxazepin-3-yl)-1-isopropoxypropane-2-sulfonamide and (1R,2S)-1-(5-chloropyrimidin-2-yl)-N-((S)-8-ethoxy-5-(methoxymethyl)-5,6-dihydropyrido[4,3-</p>

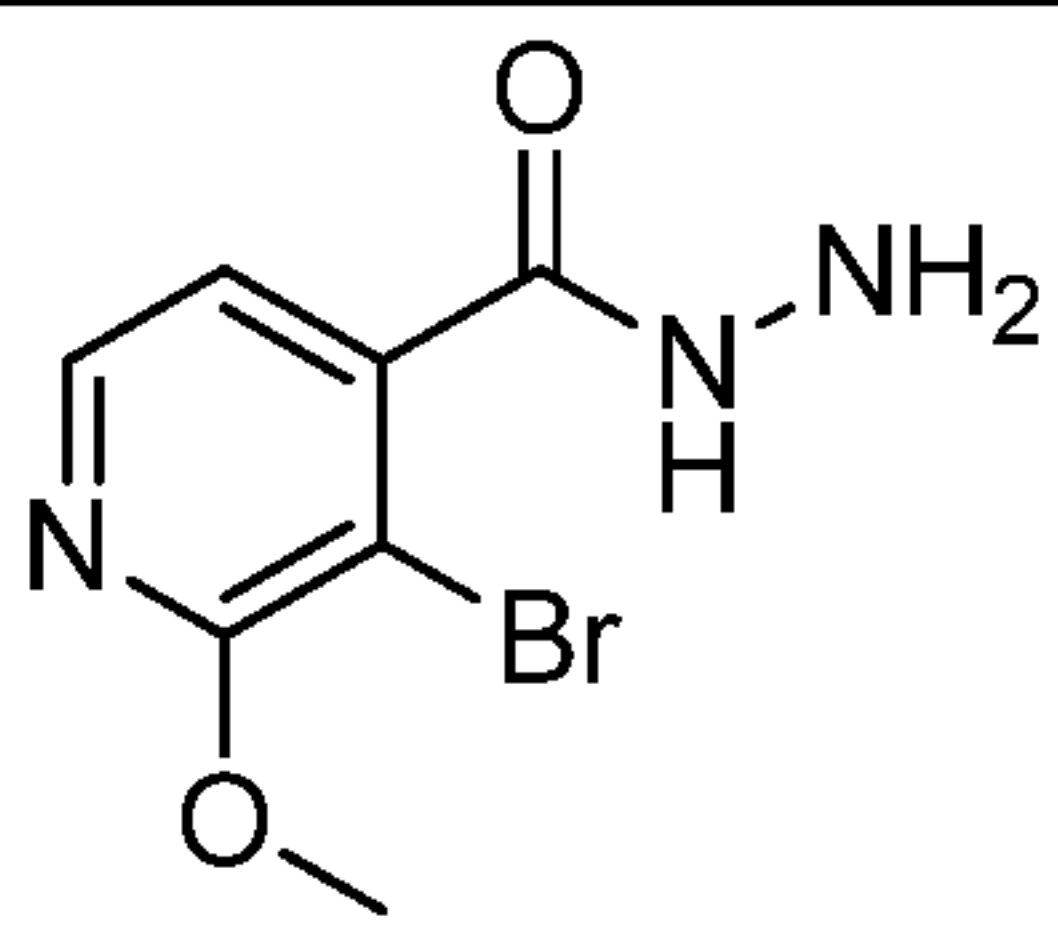
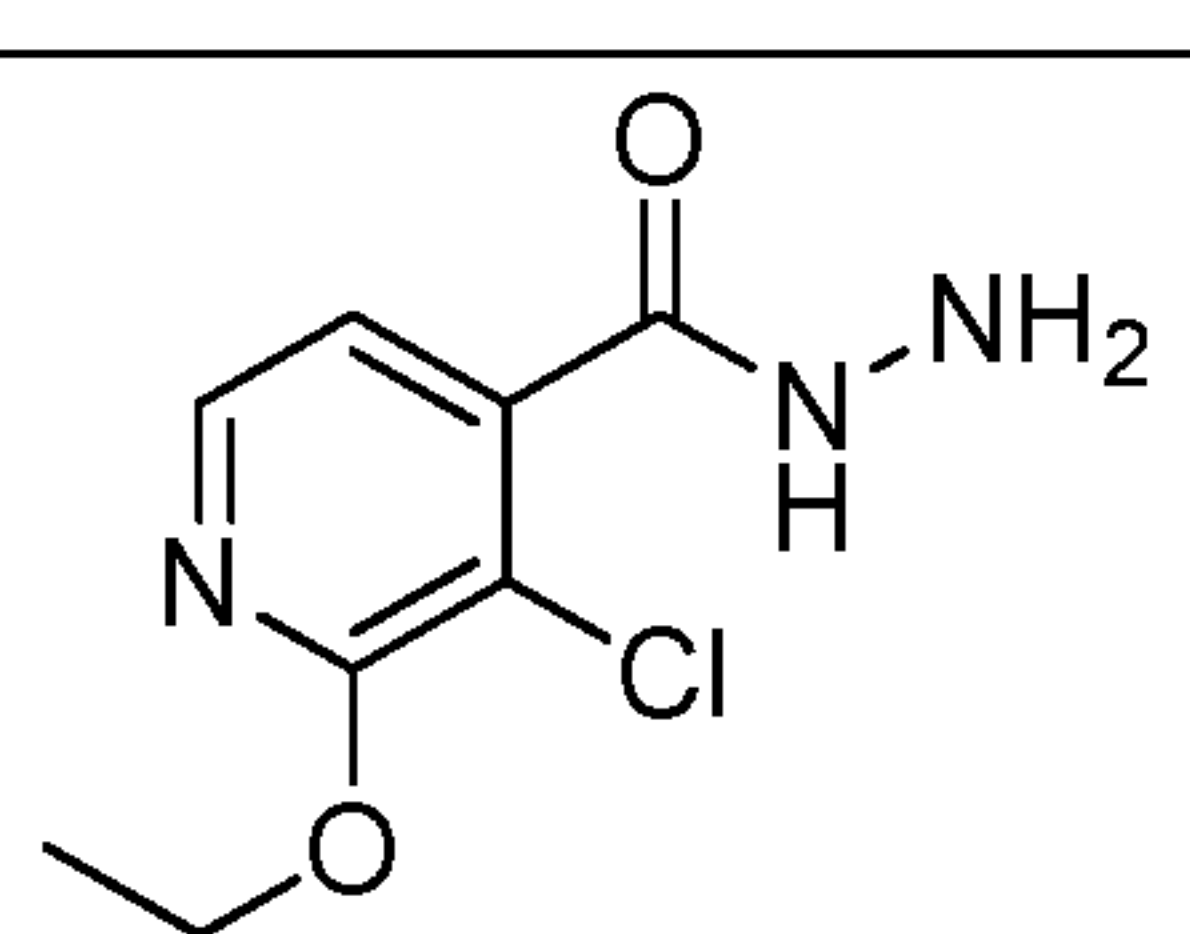
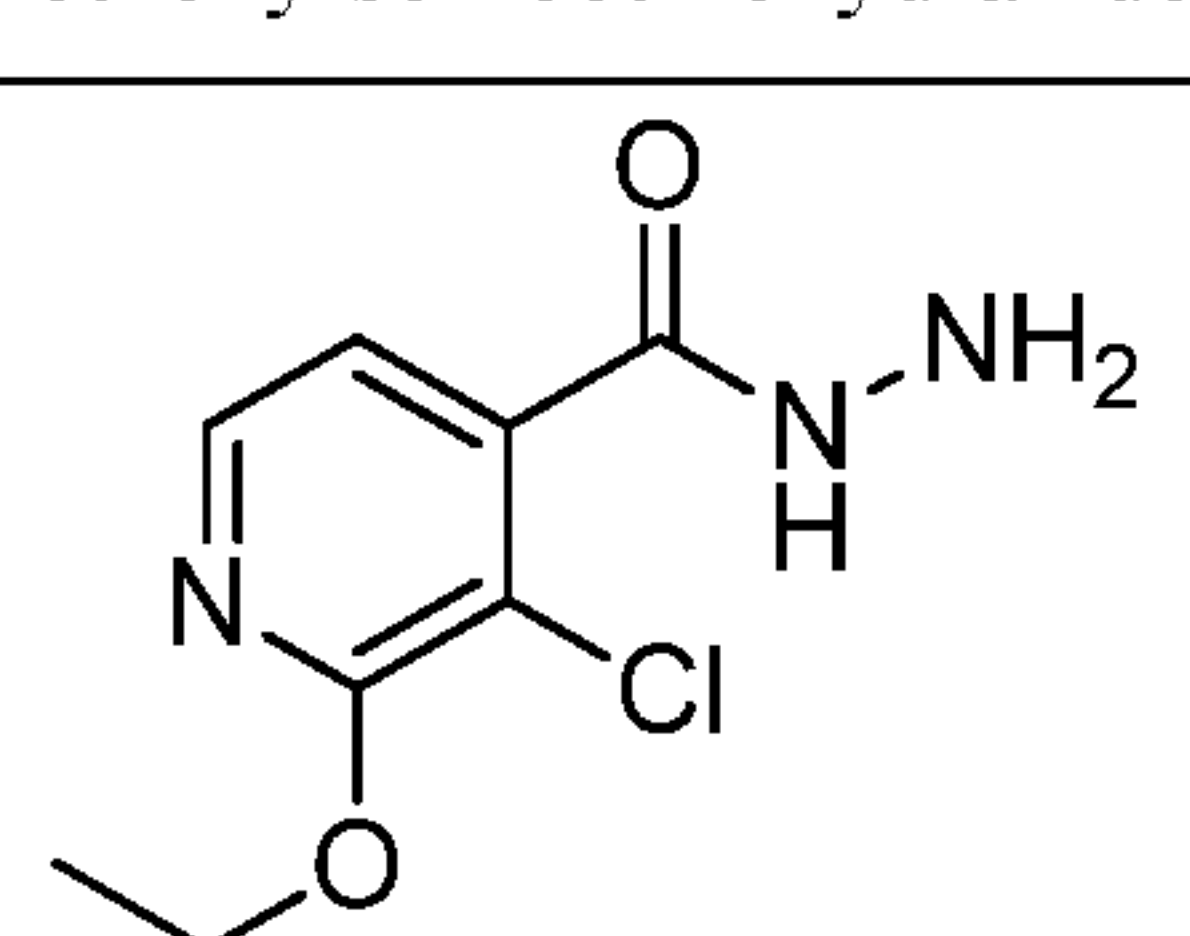
		f[[1,2,4]triazolo[4,3-d][1,4]oxazepin-3-yl)-1-isopropoxypropane-2-sulfonamide.
142.0	5-isothiocyanato-2,2-dimethyl-1,3-dioxane (Example 1.1), (1R,2S)-1-isopropoxy-1-(5-methylpyrimidin-2-yl)propane-2-sulfonamide (Example 57.1), and 3-chloro-2-ethoxyisonicotinohydrazide (Example 74.1).	 <p>(1R,2S)-N-((R)-8-ethoxy-5-(methoxymethyl)-5,6-dihydropyrido[4,3-f][1,2,4]triazolo[4,3-d][1,4]oxazepin-3-yl)-1-isopropoxy-1-(5-methylpyrimidin-2-yl)propane-2-sulfonamide and (1R,2S)-N-((S)-8-ethoxy-5-(methoxymethyl)-5,6-dihydropyrido[4,3-f][1,2,4]triazolo[4,3-d][1,4]oxazepin-3-yl)-1-isopropoxy-1-(5-methylpyrimidin-2-yl)propane-2-sulfonamide.</p>
143.0	5-isothiocyanato-2,2-dimethyl-1,3-dioxane (Example 1.1), (1S,2S)-1-isopropoxy-1-(5-methylpyrimidin-2-yl)propane-2-sulfonamide (Example 4.1), and 3-chloro-2-ethoxyisonicotinohydrazide (Example 74.1).	 <p>(1S,2S)-N-((R)-8-ethoxy-5-(methoxymethyl)-5,6-dihydropyrido[4,3-f][1,2,4]triazolo[4,3-d][1,4]oxazepin-3-yl)-1-isopropoxy-1-(5-</p>

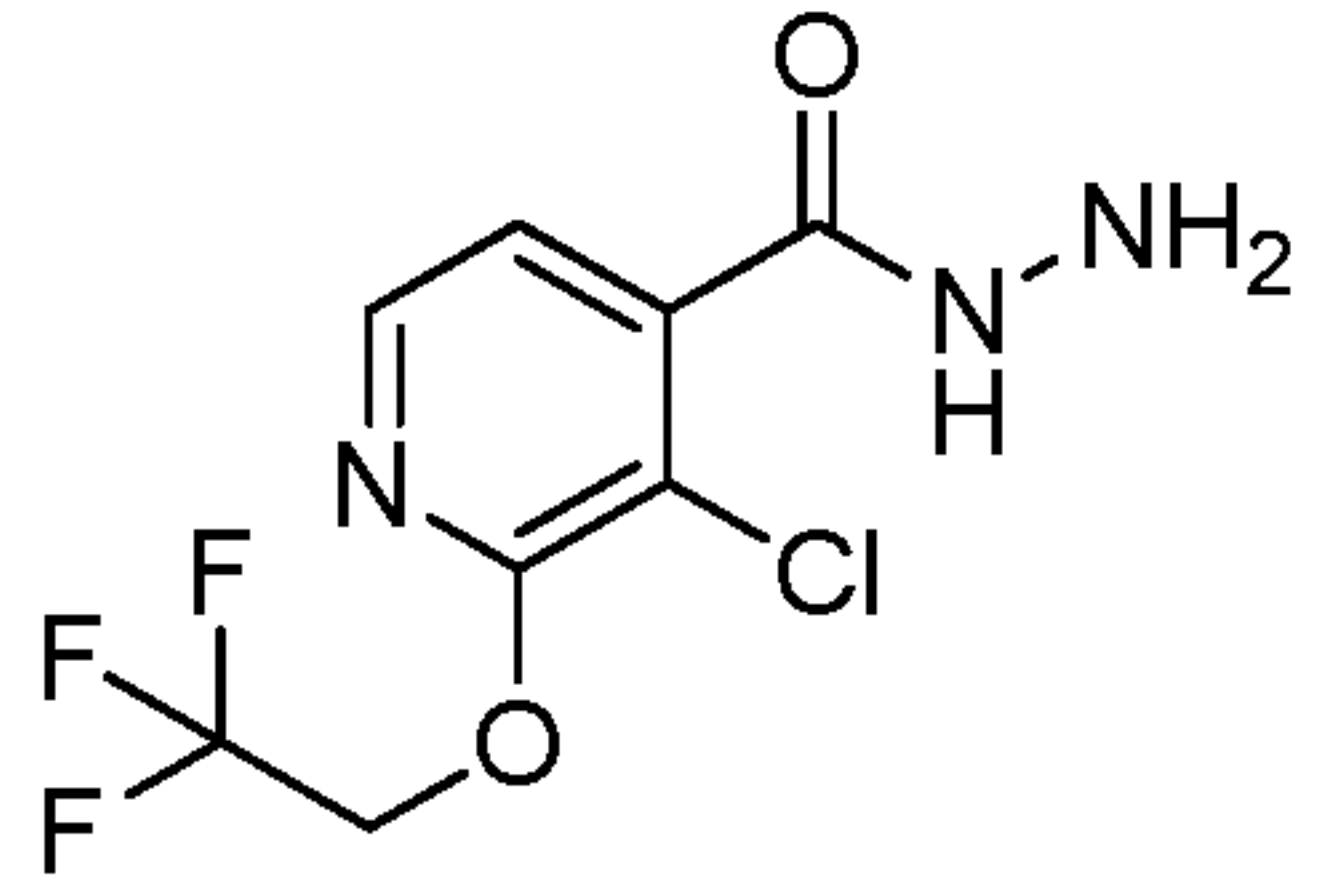
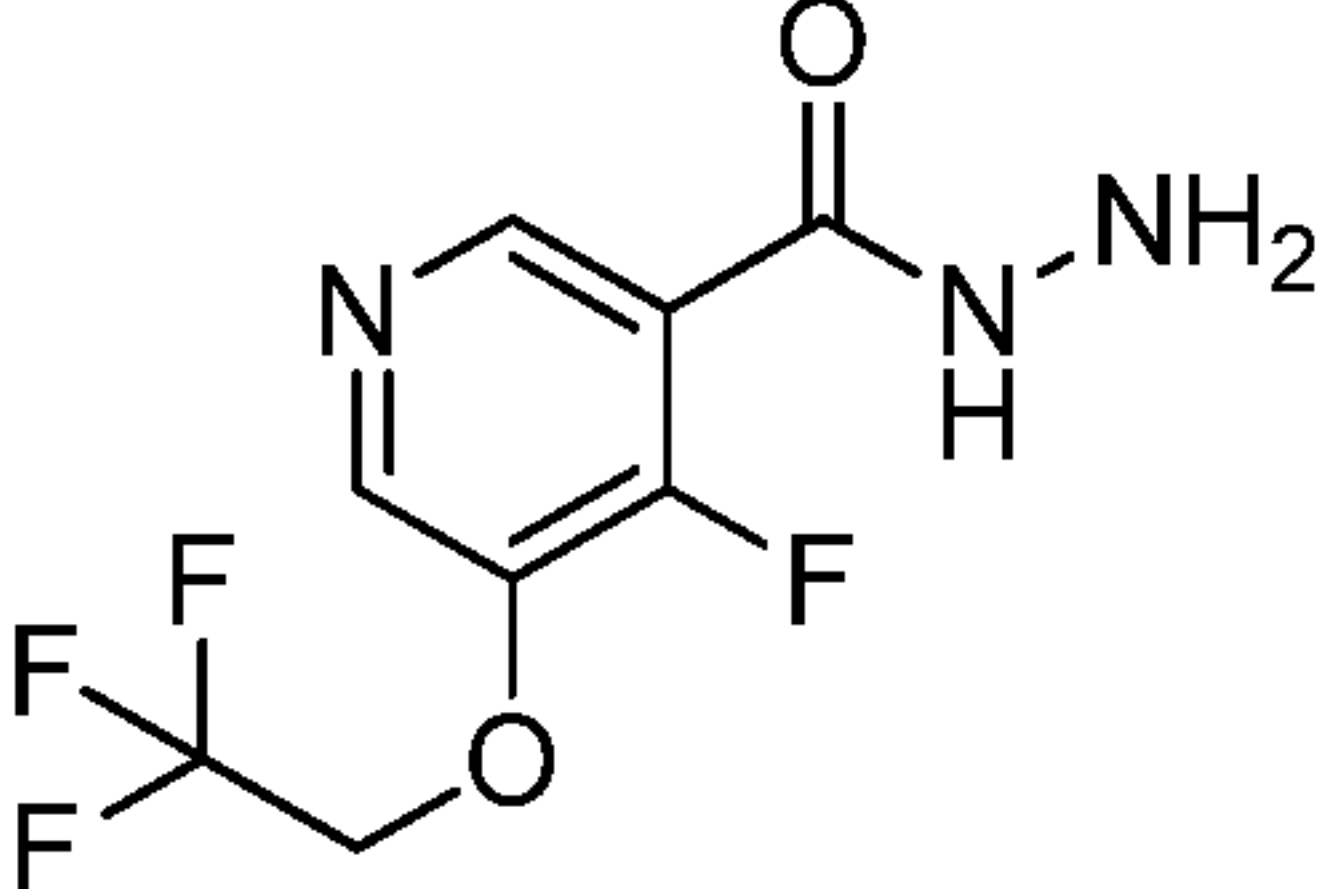
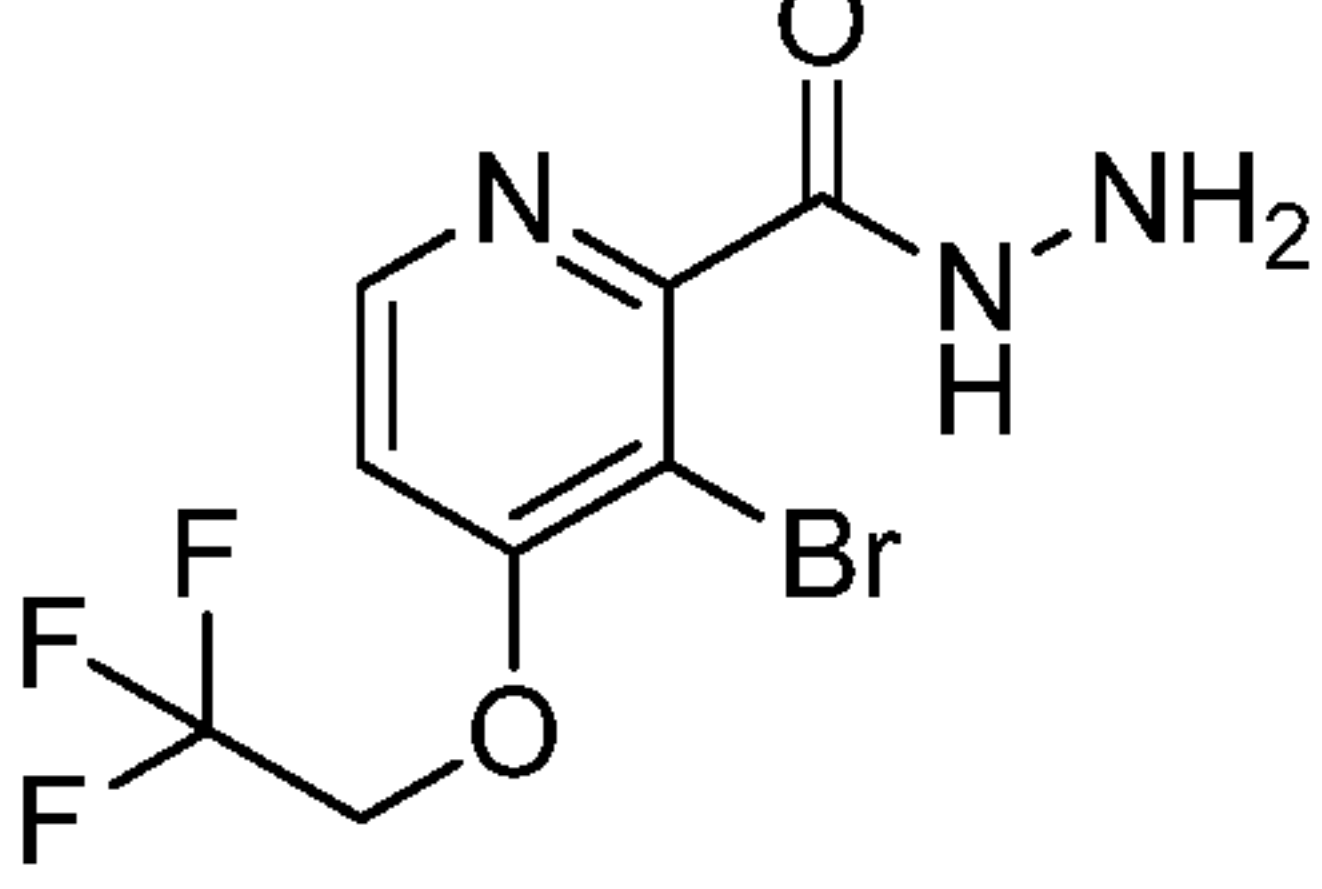
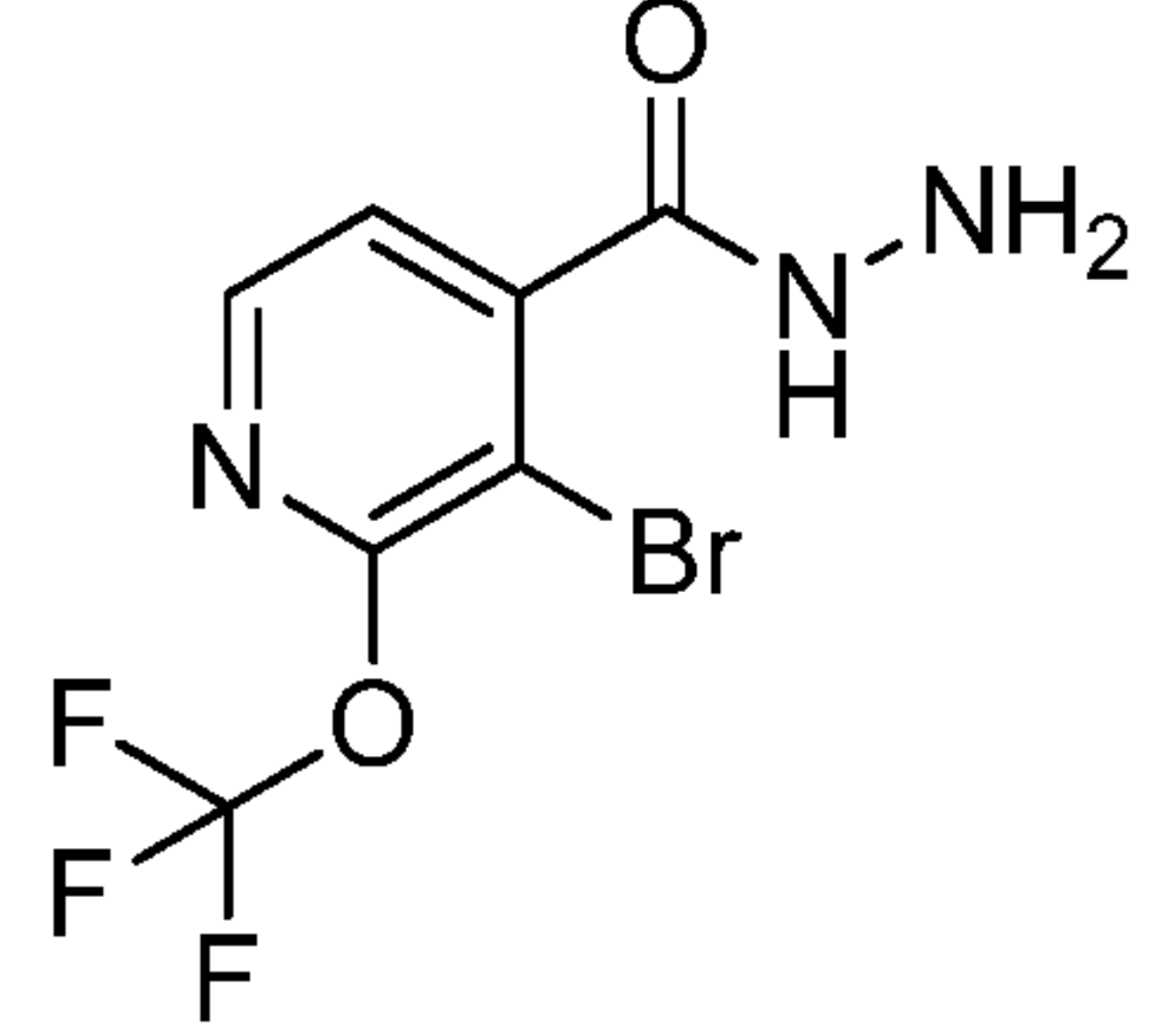
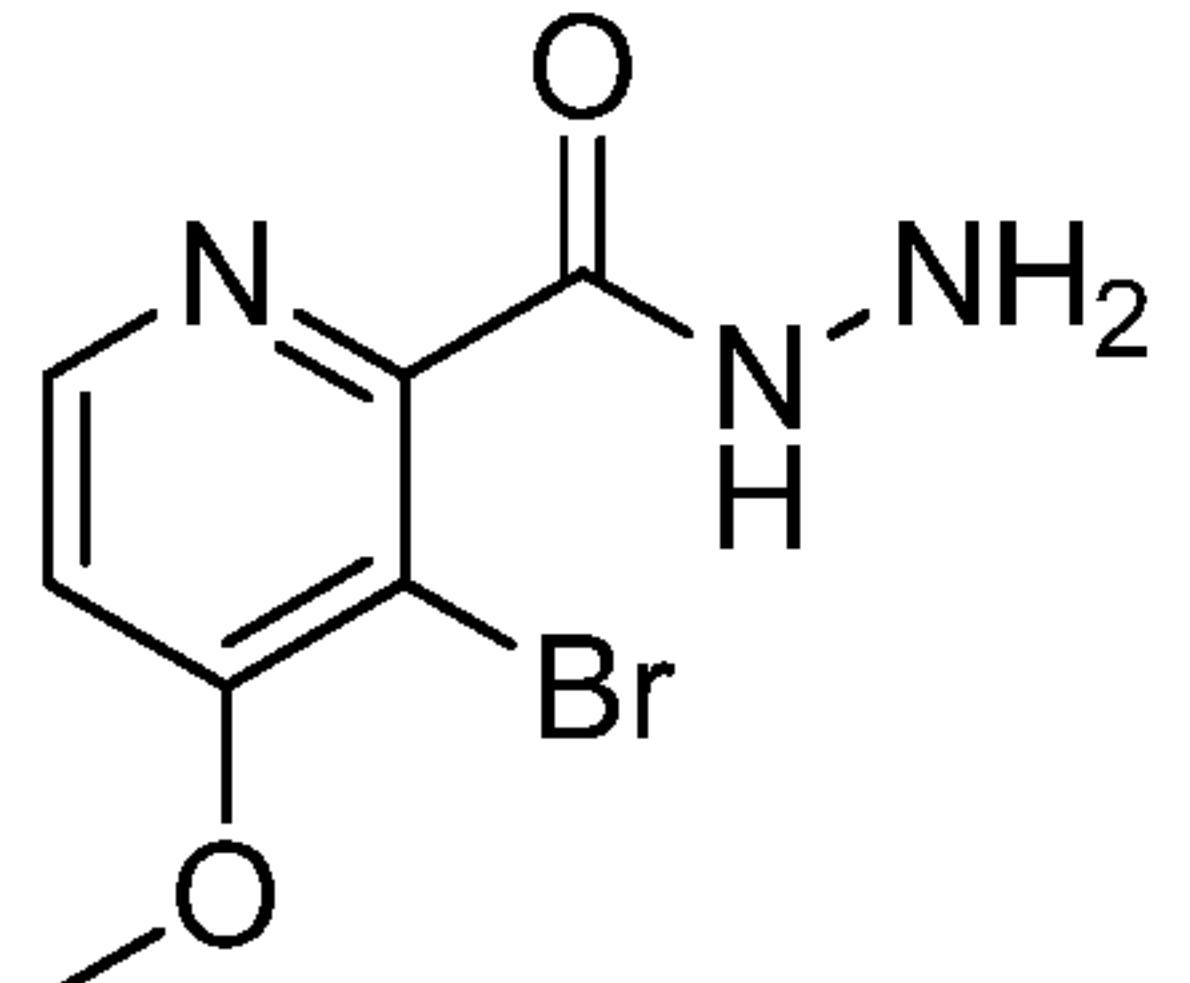
		<p>methylpyrimidin-2-yl)propane-2-sulfonamide and (1S,2S)-N-((S)-8-ethoxy-5-(methoxymethyl)-5,6-dihydropyrido[4,3-f][1,2,4]triazolo[4,3-d][1,4]oxazepin-3-yl)-1-isopropoxy-1-(5-methylpyrimidin-2-yl)propane-2-sulfonamide.</p>
<p>144.0</p>	<p>5-isothiocyanato-2,2-dimethyl-1,3-dioxane (Example 1.1), (R)-2-(3,6-dimethyl-2-oxotetrahydropyrimidin-1(2H)-yl)ethanesulfonamide (Example 144.1), and 3-chloro-2-ethoxyisonicotinohydrazide (Example 74.1).</p>	 <p>2-((R)-3,6-dimethyl-2-oxotetrahydropyrimidin-1(2H)-yl)-N-((R)-8-ethoxy-5-(methoxymethyl)-5,6-dihydropyrido[4,3-f][1,2,4]triazolo[4,3-d][1,4]oxazepin-3-yl)ethanesulfonamide and 2-((R)-3,6-dimethyl-2-oxotetrahydropyrimidin-1(2H)-yl)-N-((S)-8-ethoxy-5-(methoxymethyl)-5,6-dihydropyrido[4,3-f][1,2,4]triazolo[4,3-d][1,4]oxazepin-3-yl)ethanesulfonamide.</p>
<p>145.0</p>	<p>5-isothiocyanato-2,2-dimethyl-1,3-dioxane (Example 1.1), (R)-2-(3,6-dimethyl-2-oxotetrahydropyrimidin-1(2H)-yl)ethanesulfonamide (Example 145.1), and 3-chloro-2-ethoxyisonicotinohydrazide (Example 74.1).</p>	 <p>2-((S)-3,6-dimethyl-2-oxotetrahydropyrimidin-</p>

		1(2H)-yl)-N-((R)-8-ethoxy-5-(methoxymethyl)-5,6-dihydropyrido[4,3-f][1,2,4]triazolo[4,3-d][1,4]oxazepin-3-yl)ethanesulfonamide and 2-((S)-3,6-dimethyl-2-oxotetrahydropyrimidin-1(2H)-yl)-N-((S)-8-ethoxy-5-(methoxymethyl)-5,6-dihydropyrido[4,3-f][1,2,4]triazolo[4,3-d][1,4]oxazepin-3-yl)ethanesulfonamide.
--	--	---

[0290] The compounds in the following table can be made following the procedures reported in the literature (PCT Int. Appl. (2016), WO 2016187308 A1 20161124 and US Patent No. 9,573,936) or in **Example 3.1** using the known starting material as described.

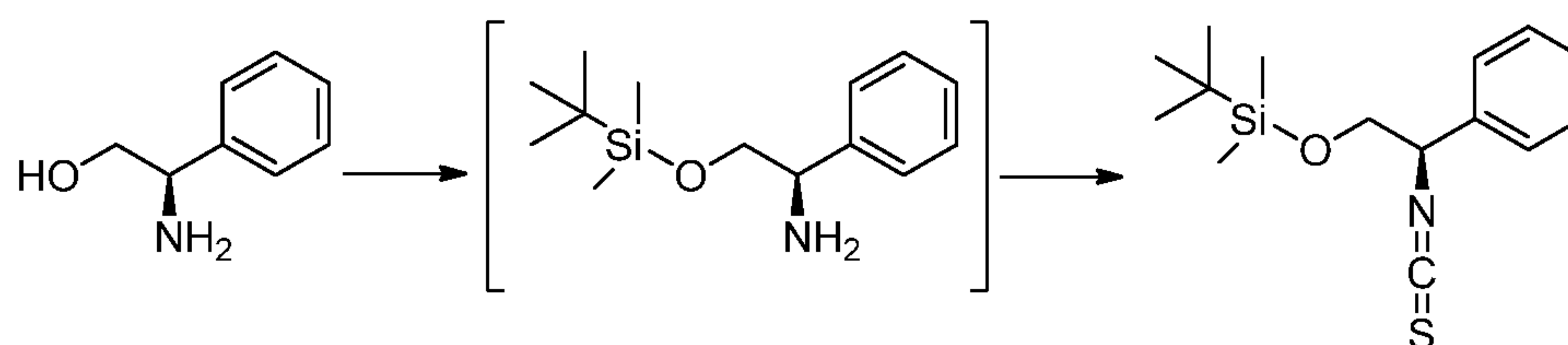
Table 9

Example	Reagents	Structure, Name and Data
71.2	methyl 3-bromo-2-methoxyisonicotinate (commercially available from ChemShuttle).	 3-bromo-2-methoxyisonicotinohydrazide.
74.1	3-Chloro-2-ethoxypyridine-4-carboxylic acid (commercially available from ChemShuttle).	 3-chloro-2-ethoxyisonicotinohydrazide.
76.1	3-chloro-2-isopropoxyisonicotinic acid (commercially available from Aurora Fine Chemicals LLC).	 3-chloro-2-isopropoxyisonicotinohydrazide.

78.1	3-chloro-2-(2,2,2-trifluoroethoxy)isonicotinic acid (commercially available from ChemShuttle).	 <p>3-chloro-2-(2,2,2-trifluoroethoxy)isonicotinohydrazide.</p>
82.1	5-Bromo-4-fluoronicotinic acid (commercially available from HE Chemical).	 <p>4-fluoro-5-(2,2,2-trifluoroethoxy)nicotinohydrazide.</p>
84.1	Ethyl 3-bromo-4-fluoropicolinate (commercially available from HE Chemical).	 <p>3-bromo-4-(2,2,2-trifluoroethoxy)picolinohydrazide.</p>
86.1	Methyl 3-bromo-2-(trifluoromethoxy)pyridine-4-carboxylate (commercially available from HE Chemical).	 <p>3-bromo-2-methoxyisonicotinohydrazide.</p>
93.1	methyl 3-bromo-4-methoxypicolinate (commercially available from HE Chemical).	

	3-bromo-4-methoxypicolinohydrazide.
--	-------------------------------------

[0291] **Example 146.0. Preparation of (R)-tert-butyl(2-isothiocyanato-2-phenylethoxy)dimethylsilane.**



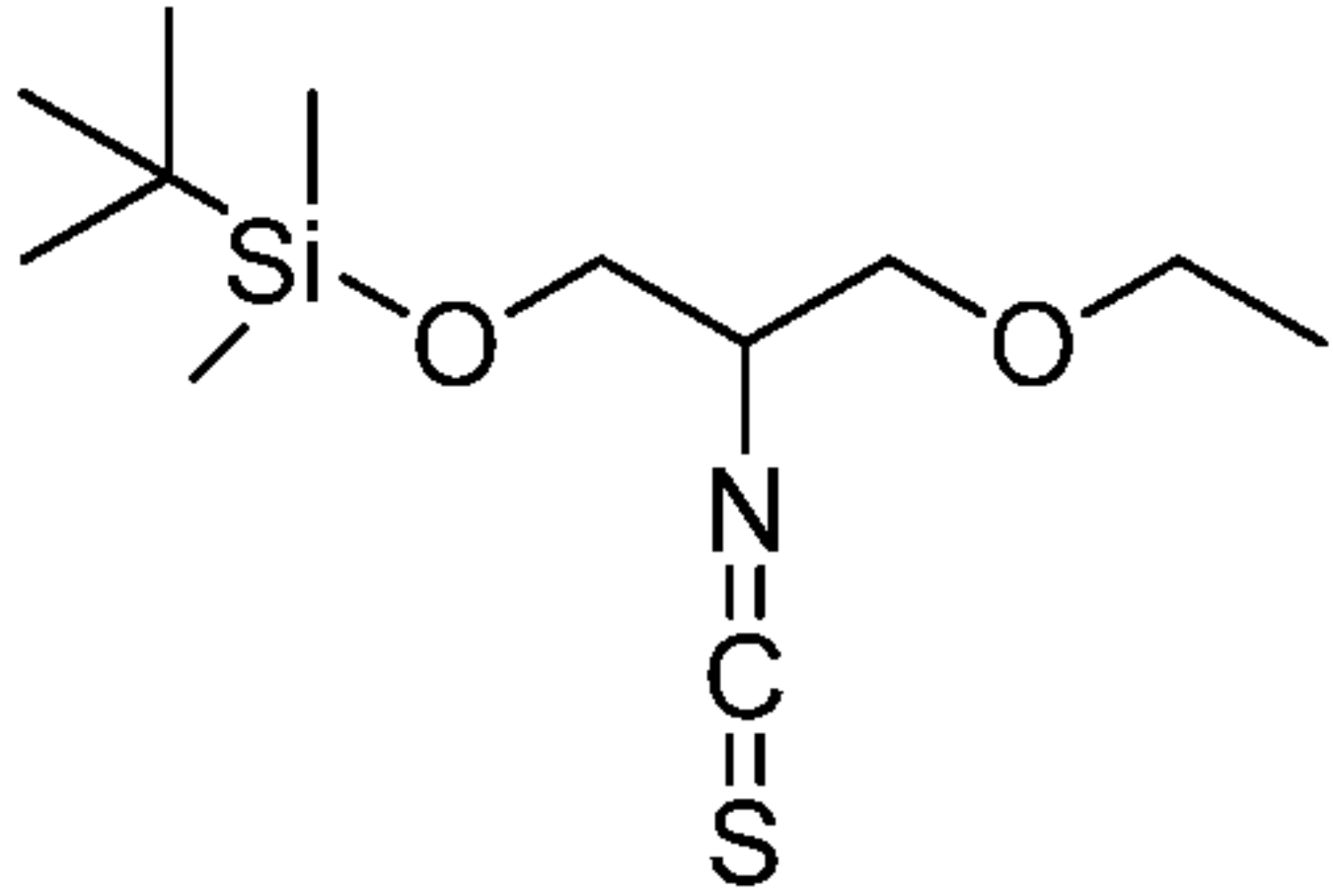
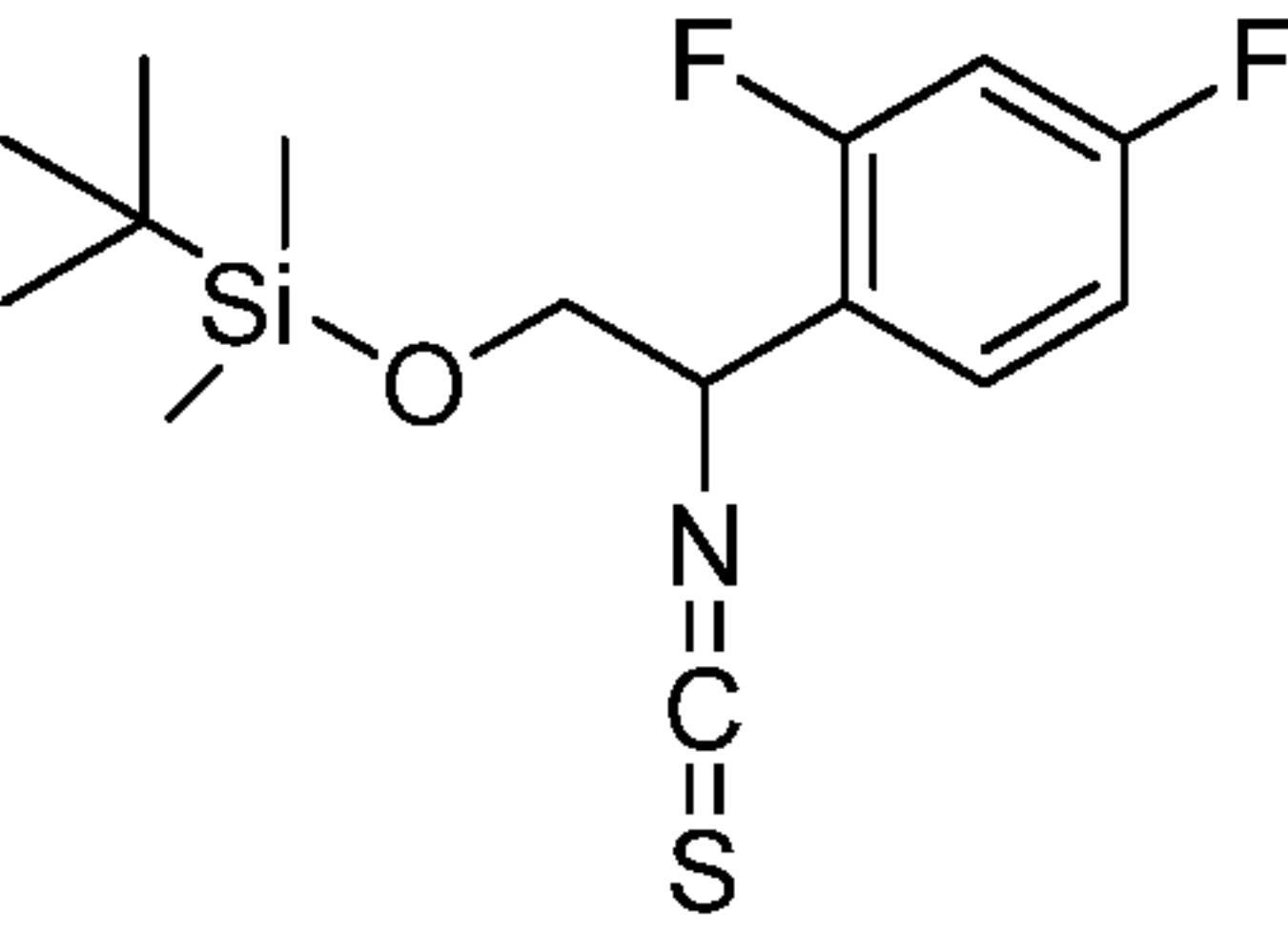
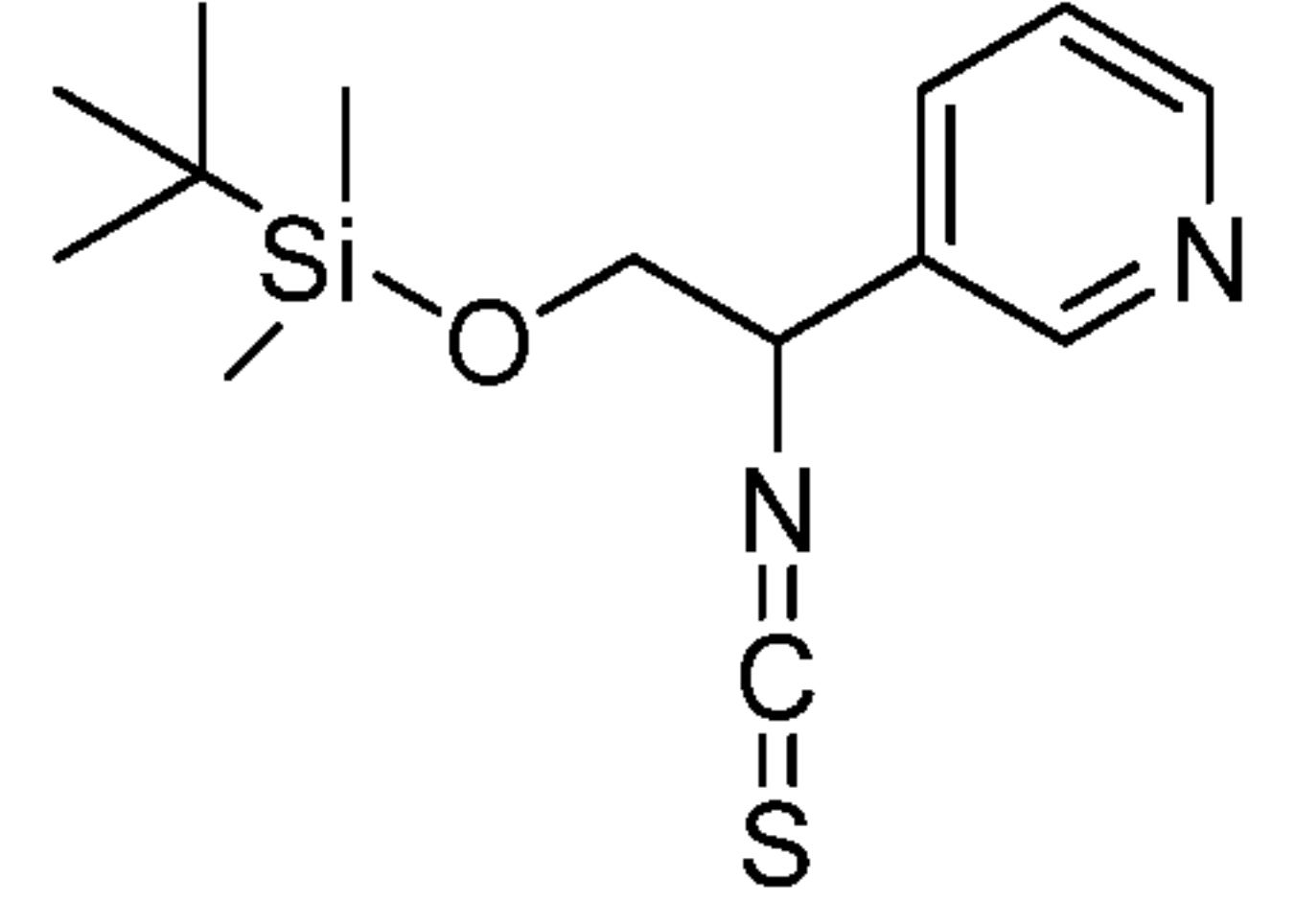
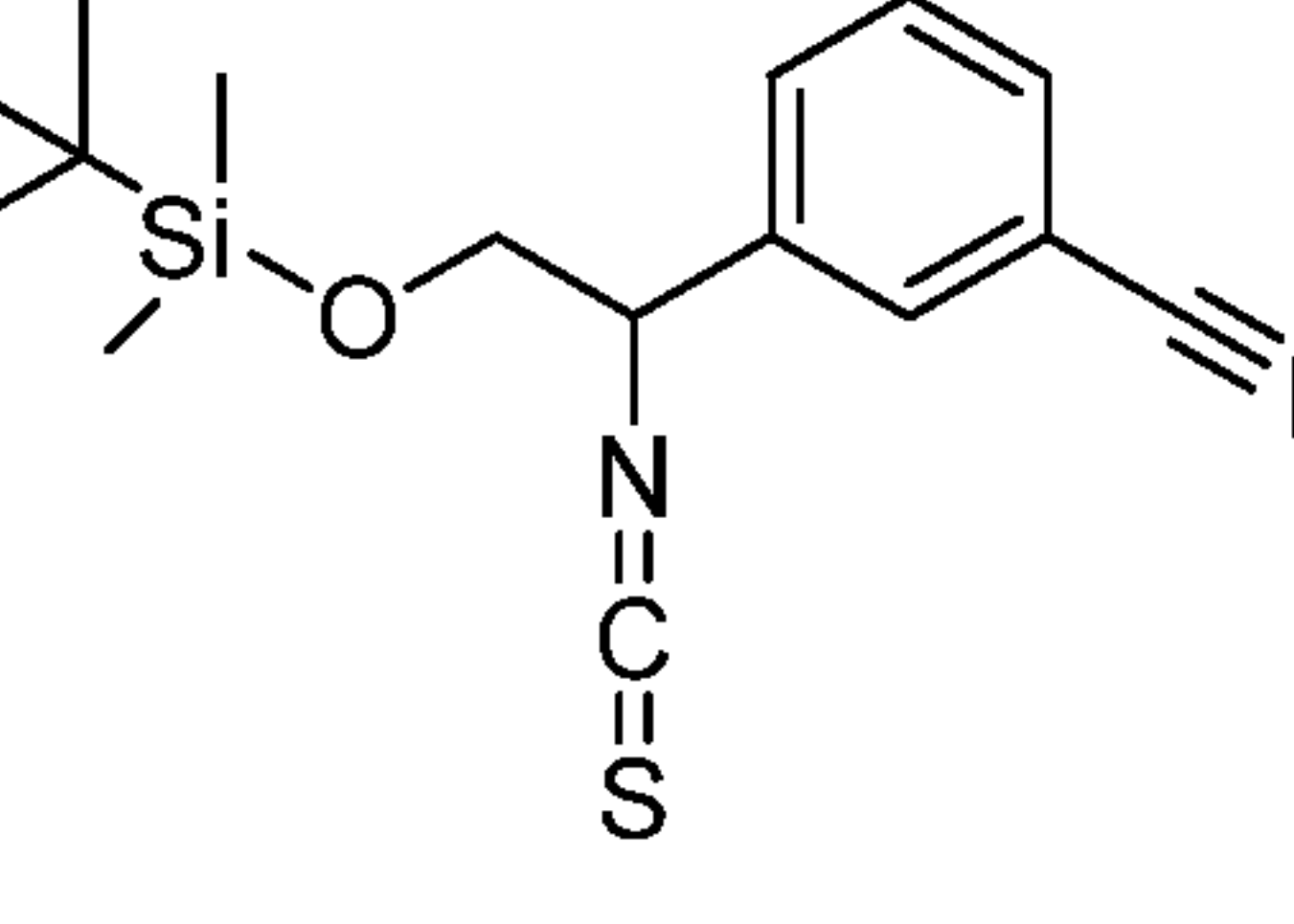
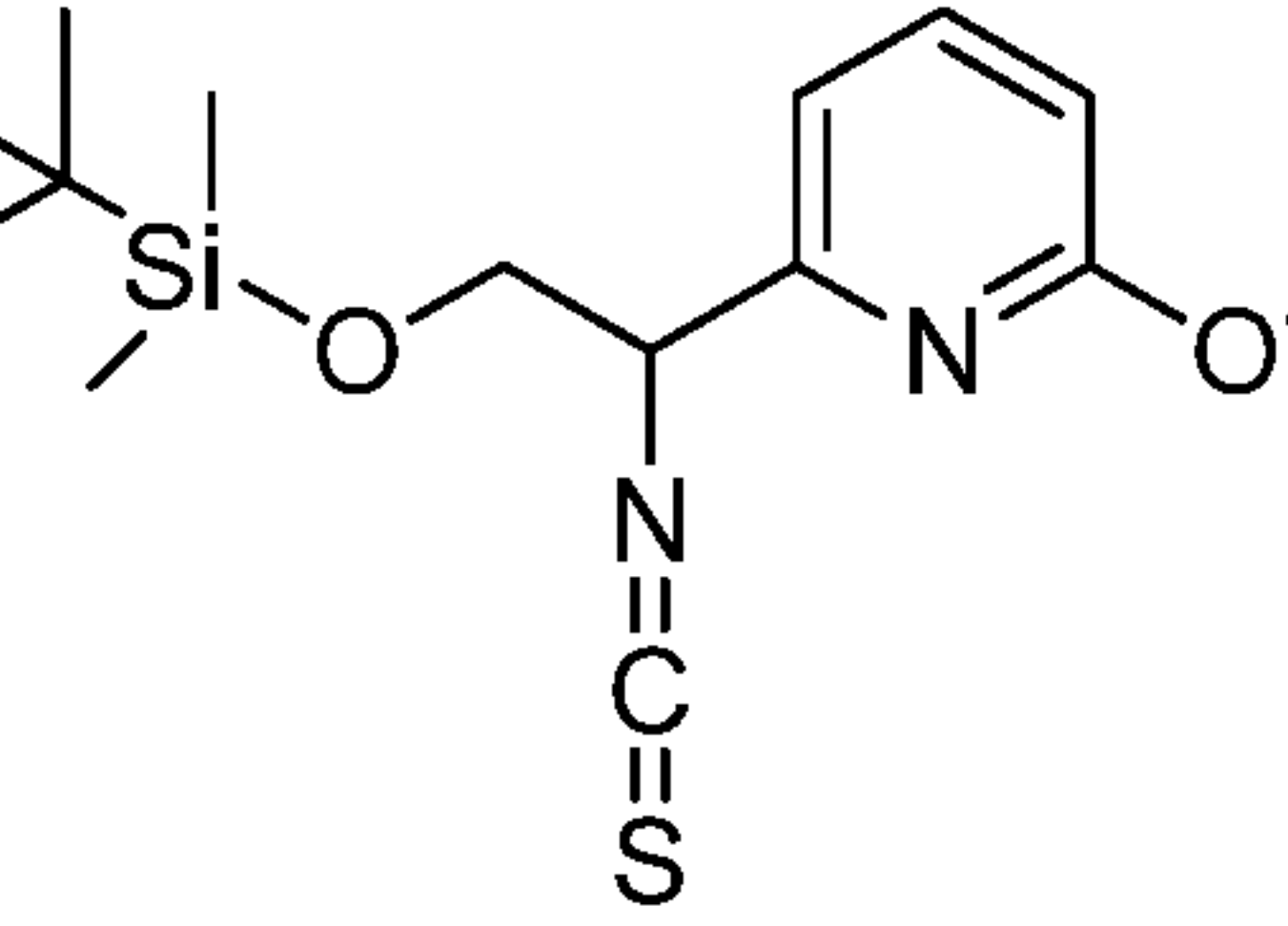
146.0

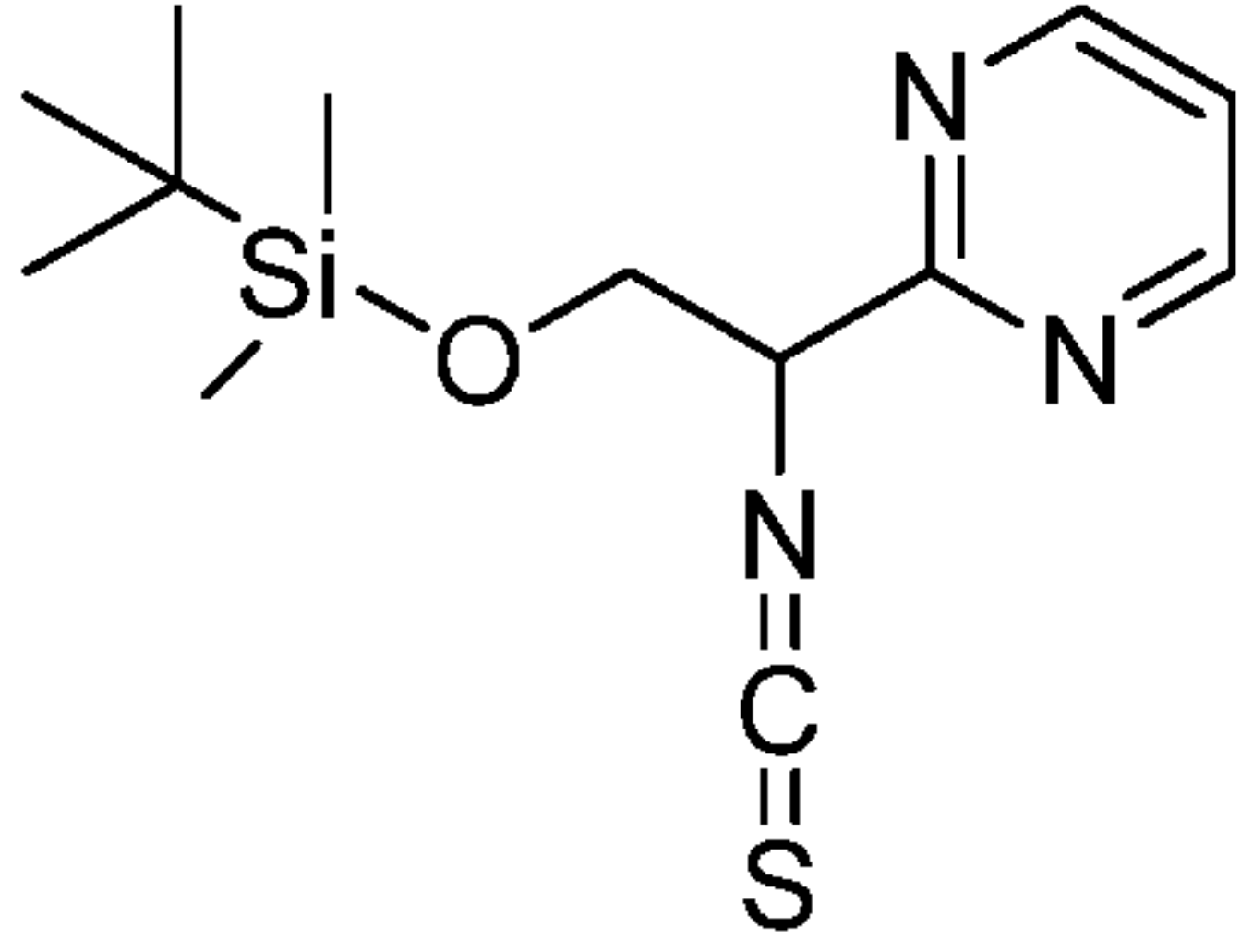
[0292] **(R)-tert-Butyl(2-isothiocyanato-2-phenylethoxy)dimethylsilane, Example 146.0.** A 250mL round bottom flask was charged with (-)-d-phenylglycinol (2.5 mL, 18.22 mmol), DCM (25 mL), and Hunig's base (7.00 mL, 40.1 mmol), and the solution was cooled to 0 °C. tert-Butylchlorodimethylsilane (3.02 g, 20.05 mmol) was then added as a solution in DCM (5 mL). The mixture was stirred for 5 mins and the ice bath was removed. An additional portion of Hunig's base (7.00 mL, 40.1 mmol) was added followed by 1,1'-thiocarbonylbis(pyridin-2(1H)-one) (5.08 g, 21.87 mmol). LCMS showed loss of starting material. The reaction was concentrated in vacuo and absorbed onto a 25 g silica loading cartridge. Purification was attempted by Biotage MPLC (SNAP Ultra 100g silica column, 0 to 20% EtOAc in heptane gradient). Fractions containing product were concentrated in vacuo to afford a clear oil as the title compound **Example 146.0** (4.56 g, 15.54 mmol, 85 % yield). LCMS-ESI (pos.) m/z: 294.2 (M+H)⁺.

[0293] The compounds in the following table are synthesized following the procedure in **Example 146.0** using the known starting material as described.

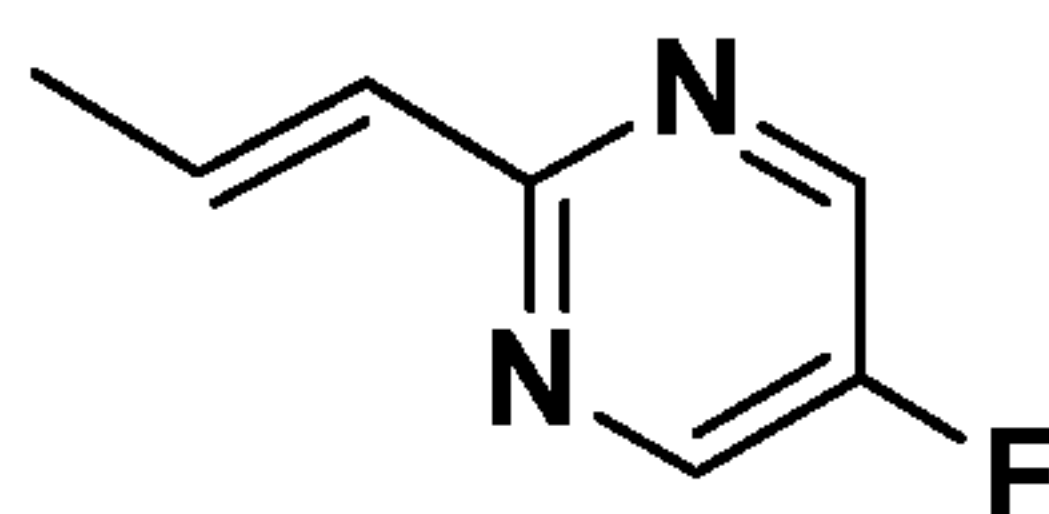
Table 10

Example	Reagents	Structure and Name
72.1	(±)-1-(4-Pyridinyl)-2-hydroxyethylamine (commercially available from Bepharma Ltd.)	<p>(±)-4-(2-((tert-butyl)dimethylsilyloxy)-1-isothiocyanatoethyl)pyridine.</p>

73.1	<p>(±)-2-amino-3-ethoxypropan-1-ol (commercially available from Enamine LLC)</p>	 <p>(±)-tert-butyl(3-ethoxy-2-isothiocyanatopropoxy)dimethylsilane.</p>
88.1	<p>(±)-2-amino-2-(2,4-difluorophenyl)ethan-1-ol (commercially available from Enamine)</p>	 <p>(±)-tert-butyl(2-(2,4-difluorophenyl)-2-isothiocyanatoethoxy)dimethylsilane.</p>
89.1	<p>(±)-1-(3-Pyridinyl)-2-hydroxyethylamine (commercially available from Combi-Blocks)</p>	 <p>(±)-3-(2-((tert-butyl dimethylsilyl)oxy)-1-isothiocyanatoethyl)pyridine.</p>
96.1	<p>(±)-3-(1-Amino-2-hydroxyethyl)benzotrile (commercially available from Ark Pharm, Inc.)</p>	 <p>(±)-3-(2-((tert-butyl dimethylsilyl)oxy)-1-isothiocyanatoethyl)benzotrile.</p>
101.1	<p>(±)-β-amino-6-methoxy-2-pyridineethanol (commercially available from Aurora Fine Chemicals LLC.)</p>	

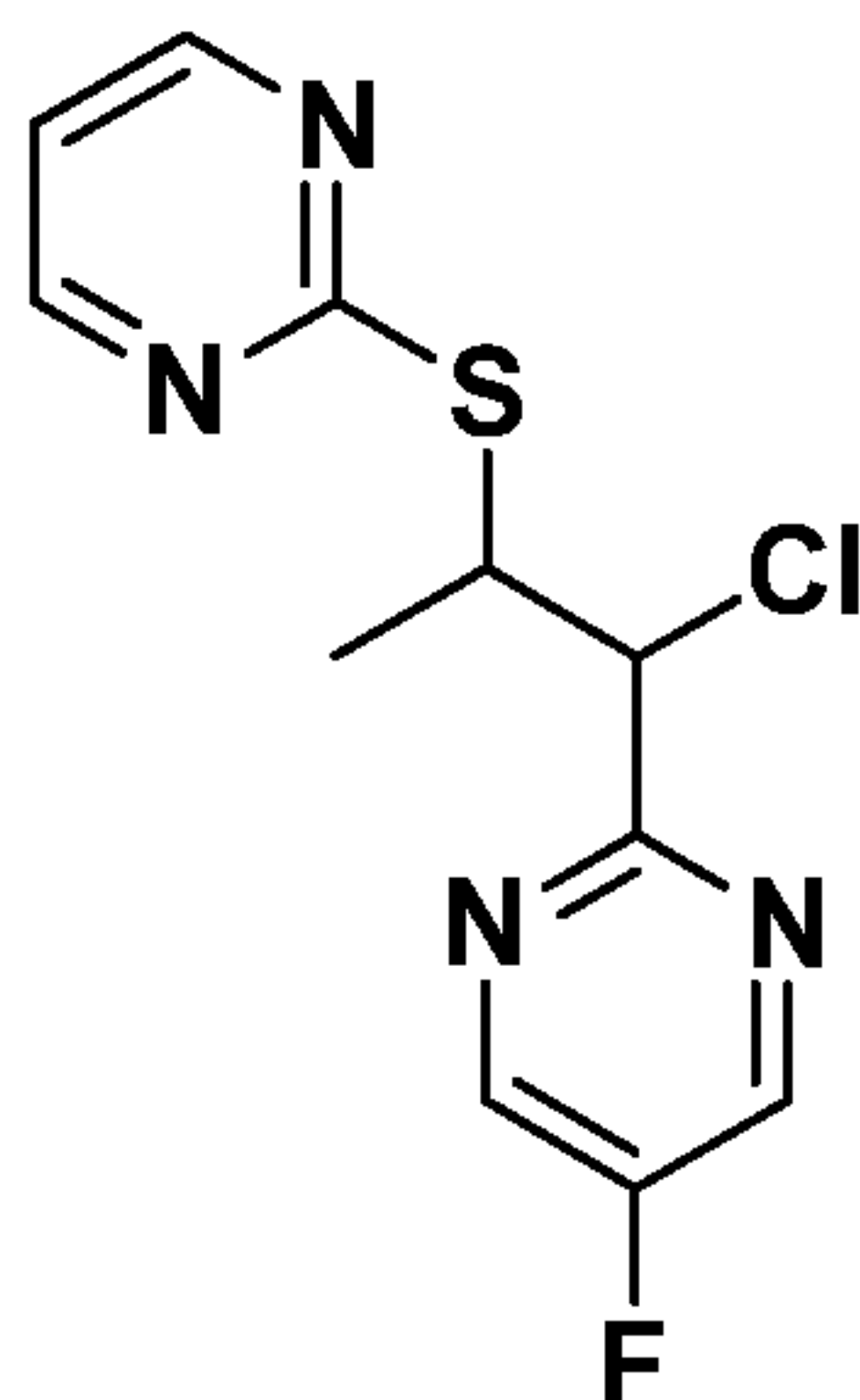
		(±)-2-(2-((tert-butyldimethylsilyl)oxy)-1-isothiocyanatoethyl)-6-methoxypyridine.
102.1	(±)-β-amino-2-pyrimidineethanol (commercially available from Aurora Fine Chemicals LLC.)	 (±)-2-(2-((tert-butyldimethylsilyl)oxy)-1-isothiocyanatoethyl)pyrimidine.

[0294] **Example 138.1. Preparation of (S)-1-(5-fluoropyrimidin-2-yl)propane-2-sulfonamide.**



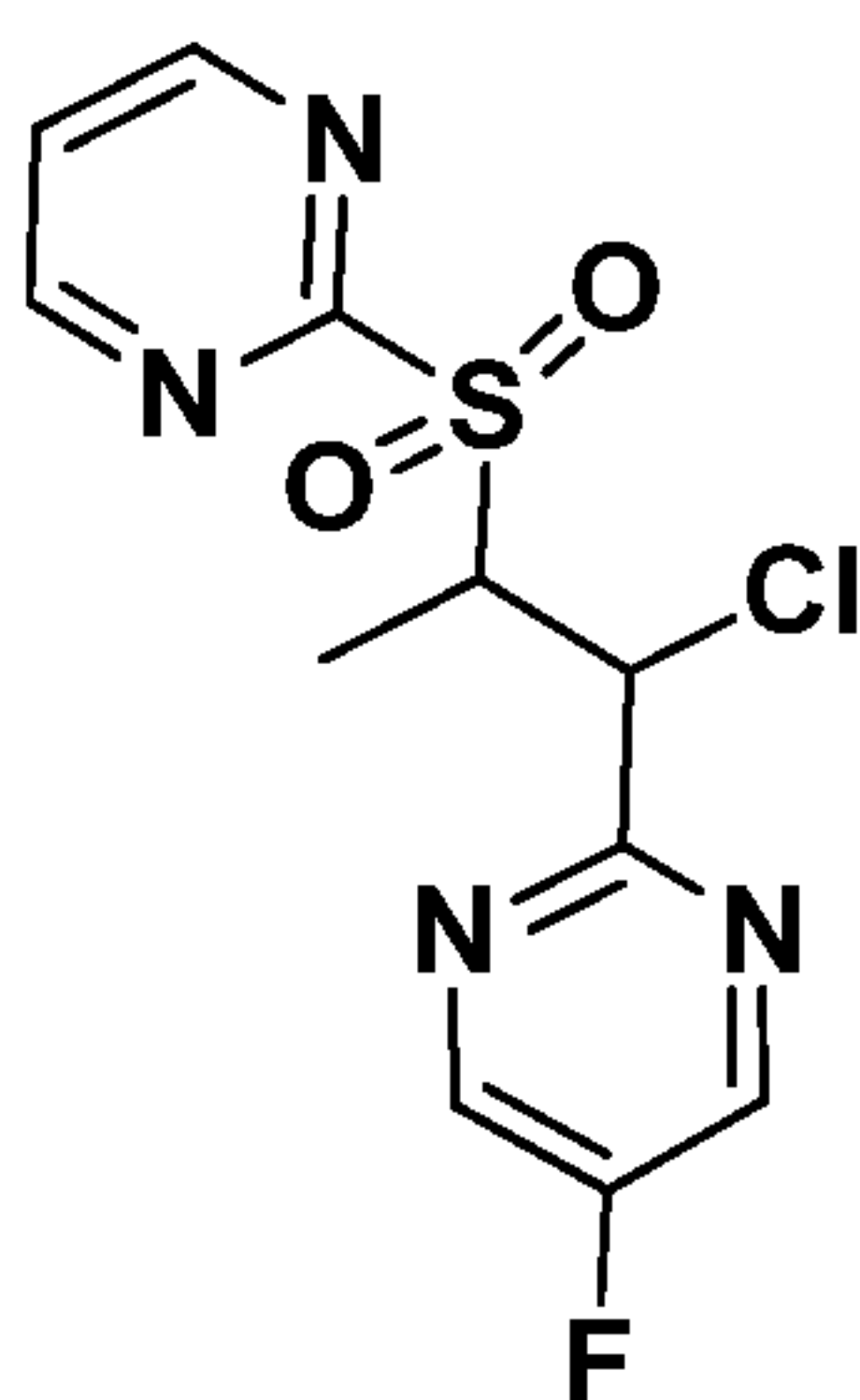
138.11

[0295] **(E)-5-Fluoro-2-(prop-1-en-1-yl) pyrimidine, Example 138.11.** To a 5-L autoclave was added 2-chloro-5-fluoropyrimidine (150.0 g, 1132 mmol), potassium-(E)-propenyl trifluoroborate (251.0 g, 1698 mmol), potassium carbonate (235.0 g, 1698 mmol), 1,4-dioxane (1.5 L, 10.0 mL/g), and water (300.0 mL, 2.0 mL/g) at RT. The reaction mixture was degassed with nitrogen for 15 minutes. PdCl₂(dppf) (16.56 g, 22.64 mmol) was added, and the resulting reaction mixture was again degassed with nitrogen for 5 minutes and then heated to 70 °C for 16 h. The reaction mass was cooled to RT and filtered through a pad of Celite® brand filter aid. The Celite® brand filter aid pad was washed with diethyl ether (1.0 L). The filtrate was partitioned between diethyl ether (8.0 L) and water (6.0 L). The organic layer was washed with brine (2.5 L) and dried over sodium sulfate, filtered and concentrated in vacuo (bath temperature; 30 - 35° C) to obtain the initial material which was purified by column chromatography (silica gel 60-120 mesh, mobile phase: 0-5% EtOAc in hexane) to give **Example 138.11** (140.0 g, 1013 mmol, 90% yield) as a yellow oil. ¹H NMR (400 MHz, DMSO-*d*₆): δ 8.80 (d, *J* = 0.9 Hz, 2H), 7.02 (dq, *J* = 15.6, 6.9 Hz, 1H), 6.54 (dq, *J* = 15.4, 1.7 Hz, 1H), 1.93 (dd, *J* = 6.9, 1.7 Hz, 3H). LCMS ESI (pos.) *m/z*: 139.2 (M+H)⁺.



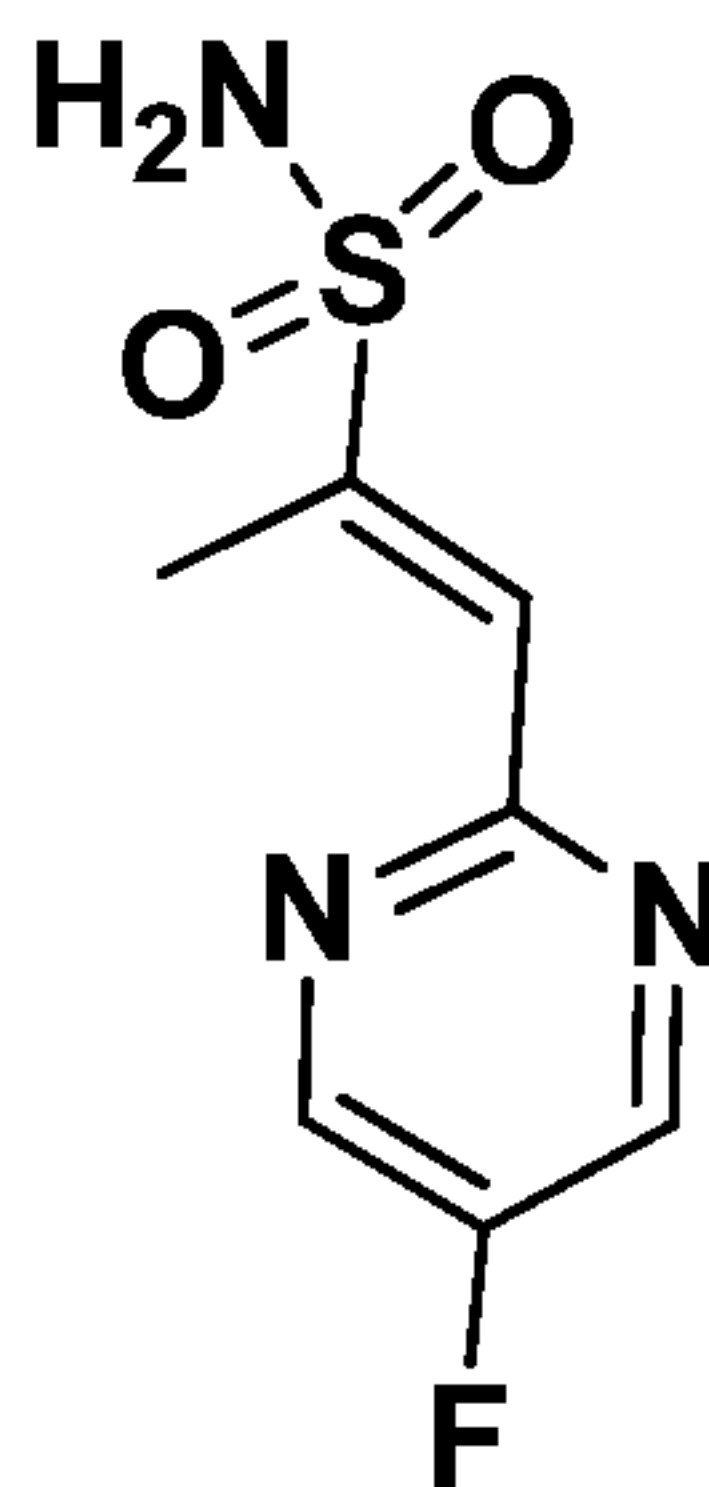
138.12

[0296] **(±)-2-(1-Chloro-2-(pyrimidin-2-ylthio) propyl)-5-fluoropyrimidine,**
Example 138.12. To a solution of pyrimidine-2-thiol (24.36 g, 217 mmol, 1.2 equiv) in DCM (625.0 mL, 25.0 mL/g) at 0 °C under nitrogen atmosphere, was added sulfonyl chloride (17.66 mL, 217 mmol). The reaction mixture was stirred at 0 °C for 2 h and allowed to warm to RT and further stirred for 2 h. The reaction mixture was re-cooled to 0 °C and **Example 138.11** (25.0 g, 181 mmol) in DCM (125.0 mL, 5.0 mL/g) was added dropwise. The resulting yellow suspension was allowed to warm to RT and stirred for 16 h. The pH of the reaction mixture was then adjusted to 8 using saturated aqueous sodium bicarbonate solution (~200 mL). The layers were separated and the aqueous layer was extracted with DCM (2 x 500 mL). The combined organic layers were washed with brine (200 mL), dried over sodium sulfate, filtered and concentrated in vacuo to give the initial material which was purified by column chromatography using 10-15% EtOAc in hexane and provided **Example 138.12** (14.0 g, 49.2 mmol, 27.2% yield) as a pale yellow solid. ¹H NMR (400 MHz, CDCl₃): δ 8.60 (s, 2H), 8.54 – 8.52 (m, 2H), 7.00 (td, *J* = 5.6, 4.9, 1.4 Hz, 1H), 5.61 (d, *J* = 7.8 Hz, 1H), 4.73 – 4.64 (m, 1H), 1.75 (d, *J* = 6.7 Hz, 3H). LCMS ESI (pos.) *m/z*: 285.1 (M+H)⁺.



138.13

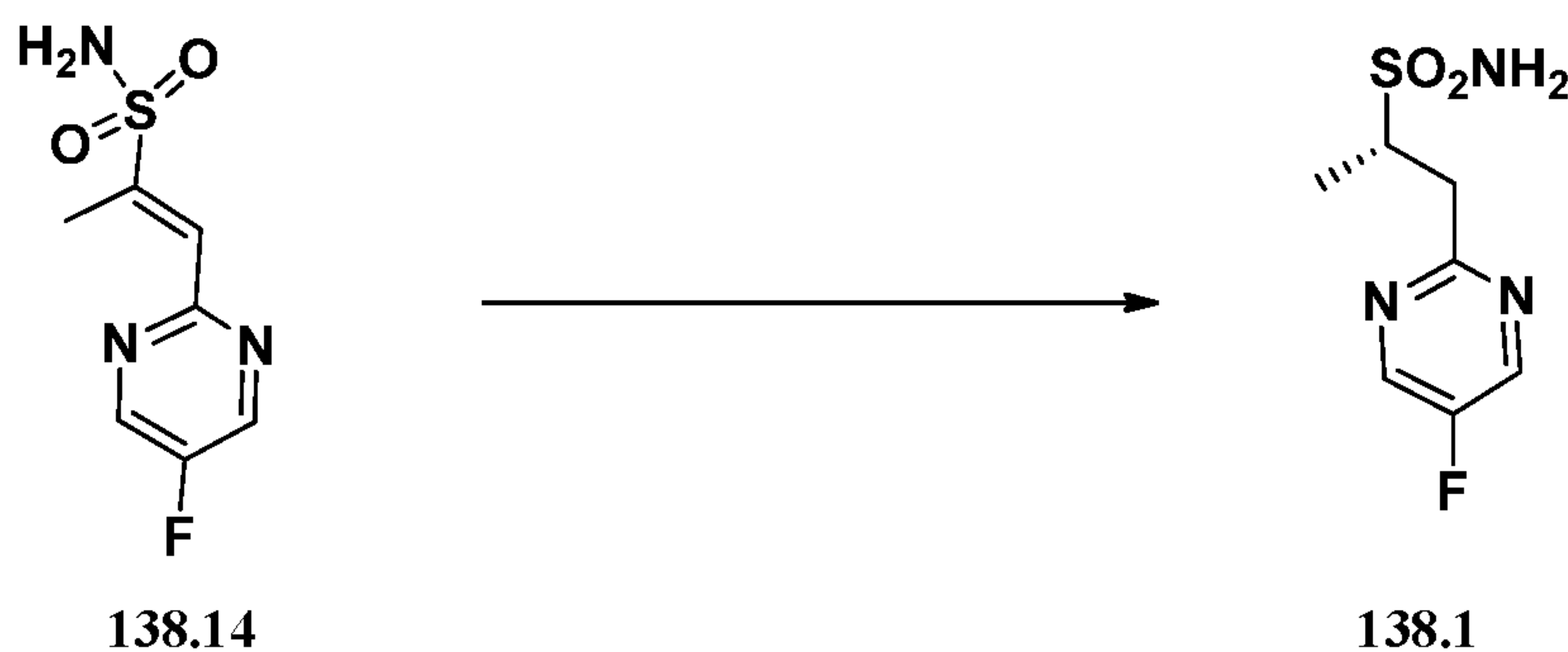
[0297] **(±)-2-(1-Chloro-2-(pyrimidin-2-ylsulfonyl) propyl)-5-fluoropyrimidine, Example 138.13.** To a solution of **Example 138.12** (14.0 g, 49.2 mmol) in DCM (150.0 mL, 10.7 mL/g) at 0 °C, was added mCPBA (28.3 g, 98.0 mmol) portion wise. The reaction mixture was allowed to warm to RT and stirred for 16h. After completion of the reaction, the reaction mixture was diluted with DCM (300 mL) and washed successively with a saturated aqueous sodium bicarbonate solution (3 x 200 mL) and brine (100 mL). The organic layer was dried over sodium sulfate, filtered and concentrated in vacuo providing the product which was purified by silica gel (60-120 mesh) column chromatography using 40-60 % EtOAc in hexane as an eluent to get **Example 138.13** (14.0 g, 44.2 mmol, 90% yield) as an off white solid. ¹H NMR (400 MHz, CDCl₃) δ 8.99 (d, *J* = 4.9 Hz, 2H), 8.59 (s, 2H), 7.60 (t, *J* = 4.9 Hz, 1H), 5.90 (d, *J* = 7.5 Hz, 1H), 4.95 (q, *J* = 7.1 Hz, 1H), 1.73 (d, *J* = 7.0 Hz, 3H). LCMS ESI (pos.) *m/z*: 317.1 (M+H)⁺.



138.14

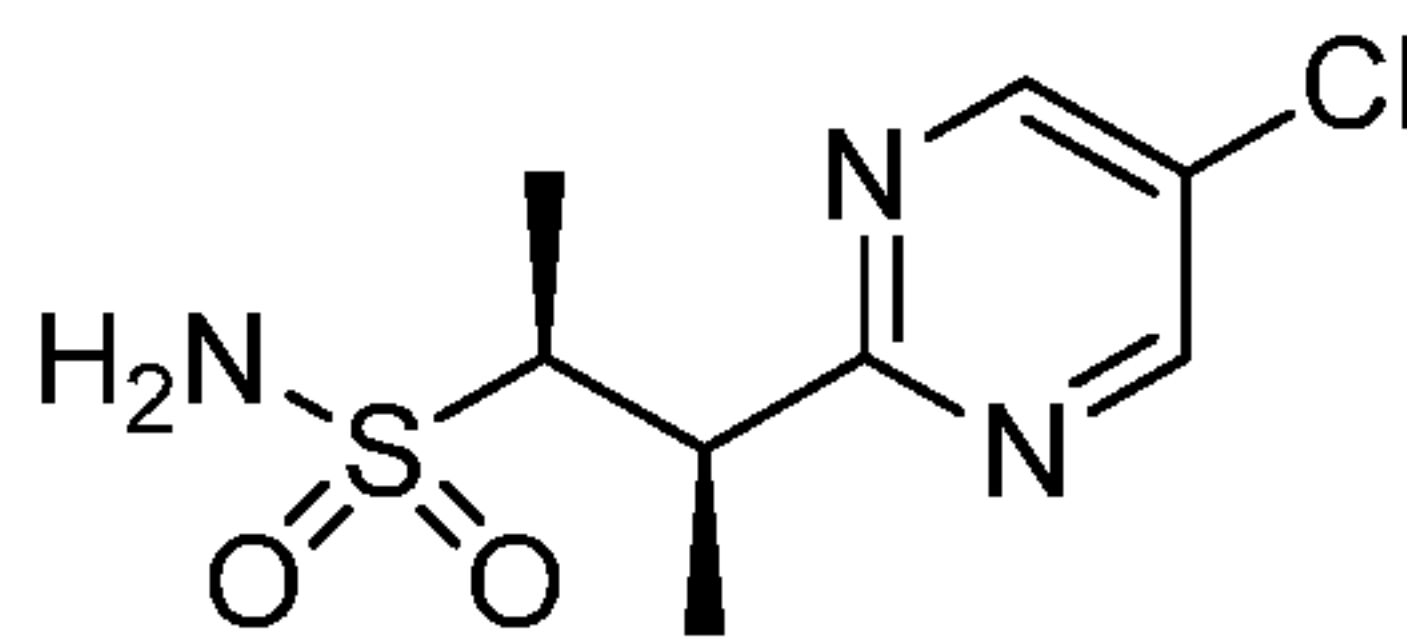
[0298] **(E)-1-(5-Fluoropyrimidin-2-yl) prop-1-ene-2-sulfonamide, Example 138.14.** To a suspension of **Example 138.13** (45.0 g, 142 mmol) in MeOH (450.0 mL, 10.0 mL/g) was added potassium carbonate (39.3 g, 284 mmol) at 0 °C. The reaction mixture was warmed to RT and stirred for 16 h. The reaction mass was concentrated in vacuo to provide the initial product which was triturated with 20% EtOAc in hexanes (300 mL) and the solvent layer was decanted. The residue was dried in vacuo on a rotary evaporator providing a sticky solid which was suspended in water (450.0 mL, 10.0 mL/g), cooled to 0 °C and treated with potassium acetate (13.94 g, 142.0 mmol) followed by (aminooxy)sulfonic acid (32.1 g, 284.0 mmol) portionwise. The reaction mixture was then allowed to warm to RT and stirred for 16 h. The mixture was saturated with sodium chloride and extracted with DCM (3 x 250 mL). The combined organic layers were

washed with brine (200 mL), dried over sodium sulphate, filtered and concentrated in vacuo providing the initial material which was purified by column chromatography over silica gel (60-120 mesh) using 60-80% EtOAc in hexane as an eluent to afford **Example 138.14** (20.0 g, 92.0 mmol, 64.8% yield) as an off-white solid. ^1H NMR (400 MHz, DMSO- d_6) δ 9.01 (d, $J = 0.9$ Hz, 2H), 7.31 (dd, $J = 3.0, 1.6$ Hz, 3H), 2.50 – 2.52 (m, 3H). LCMS ESI (pos.) m/z : 218.1 (M+H) $^+$.



[0299] **(S)-1-(5-Fluoropyrimidin-2-yl) propane-2-sulfonamide, Example 138.1.** A 450-mL autoclave was charged with **Example 138.14** (15.0 g, 69.1 mmol), MeOH (150.0 mL, 10.0 mL/g), zinc trifluoromethane sulfonate (5.02 g, 13.81 mmol), Bis-1,5-cyclooctadiene rhodium tetrafluoroborate (0.7 g, 1.73 mmol,) and Josiphos-SL-J216-2 (0.887 g, 1.38 mmol). The reaction mixture was degassed with nitrogen for 10 minutes and stirred under hydrogen atmosphere (50 psi pressure) at RT for 48h. After completion of reaction (monitored by TLC and LCMS), the reaction mixture was concentrated in vacuo to get the adduct which was purified by column chromatography over silica gel (60-120 mesh) using 40-60 % of EtOAc in hexane as an eluent to give **Example 138.1** (13.0 g, 59.3 mmol, 86.0% yield) as a brownish solid. Chiral SFC purification; **Example 138.1** (45.0 g, 84% ee) was purified by chiral SFC to give the title compound (24.0 g, 100% ee) as light brown solid. ^1H NMR (400 MHz, DMSO- d_6): δ 8.90 – 8.79 (m, 2H), 6.91 (d, $J = 6.3$ Hz, 2H), 3.55 (dddd, $J = 12.3, 8.0, 4.8, 2.8$ Hz, 2H), 2.94 (ddt, $J = 13.3, 10.5, 7.1$ Hz, 1H), 1.22 – 1.18 (m, 3H). LCMS ESI (pos.) m/z : 220.2 (M+H) $^+$. Analytical SFC method for Example 138.1. Column : YMC Amylose SA (250 \times 4.6mm, 5 μm), Mobile phase: 90:10 (A: B), A: Liquid CO $_2$, B: MeOH, Flow Rate: 2.0 mL/min, Outlet Pressure: 100 bar, Preparative SFC method for Example 138.1: 1 g sample was dissolved in 10 mL MeOH, Column : YMC Amylose SA (250 \times 30mm, 5 μm), Mobile phase: 75:25 (A: B), A: Liquid CO $_2$, B: MeOH, Flow Rate: 80mL/min, Wave length: 210nm, Sample load: 50mg/injection, Inlet pressure: 200-210 bar, Cycle time: 2.5, Run time: 6.

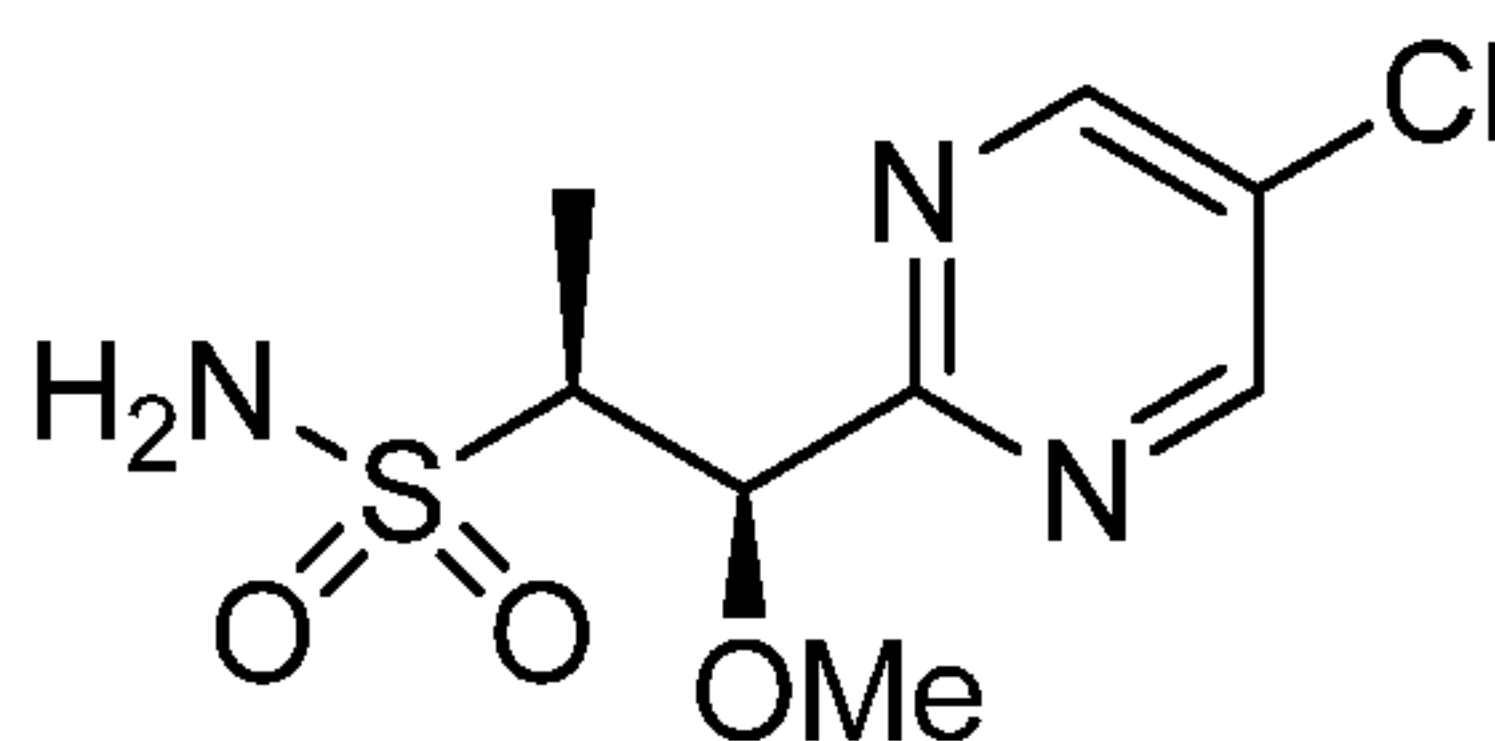
[0300] **Example 139.1. Preparation of (2S,3R)-3-(5-chloropyrimidin-2-yl)butane-2-sulfonamide.**



139.1

[0301] **(2S,3R)-3-(5-Chloropyrimidin-2-yl)butane-2-sulfonamide, Example 139.1.** This compound was synthesized from 2,5-dichloropyrimidine following the procedure in **Example 10.1**. ^1H NMR (400 MHz, DMSO- d_6) δ 8.93 – 8.85 (m, 2H), 6.86 (d, J = 4.0 Hz, 2H), 3.73– 3.59 (m, 2H), 1.31 (dt, J = 7.3, 2.4 Hz, 3H), 1.25 – 1.19 (m, 3H). LCMS ESI (pos.) m/z : 250.2 (M+H) $^+$.

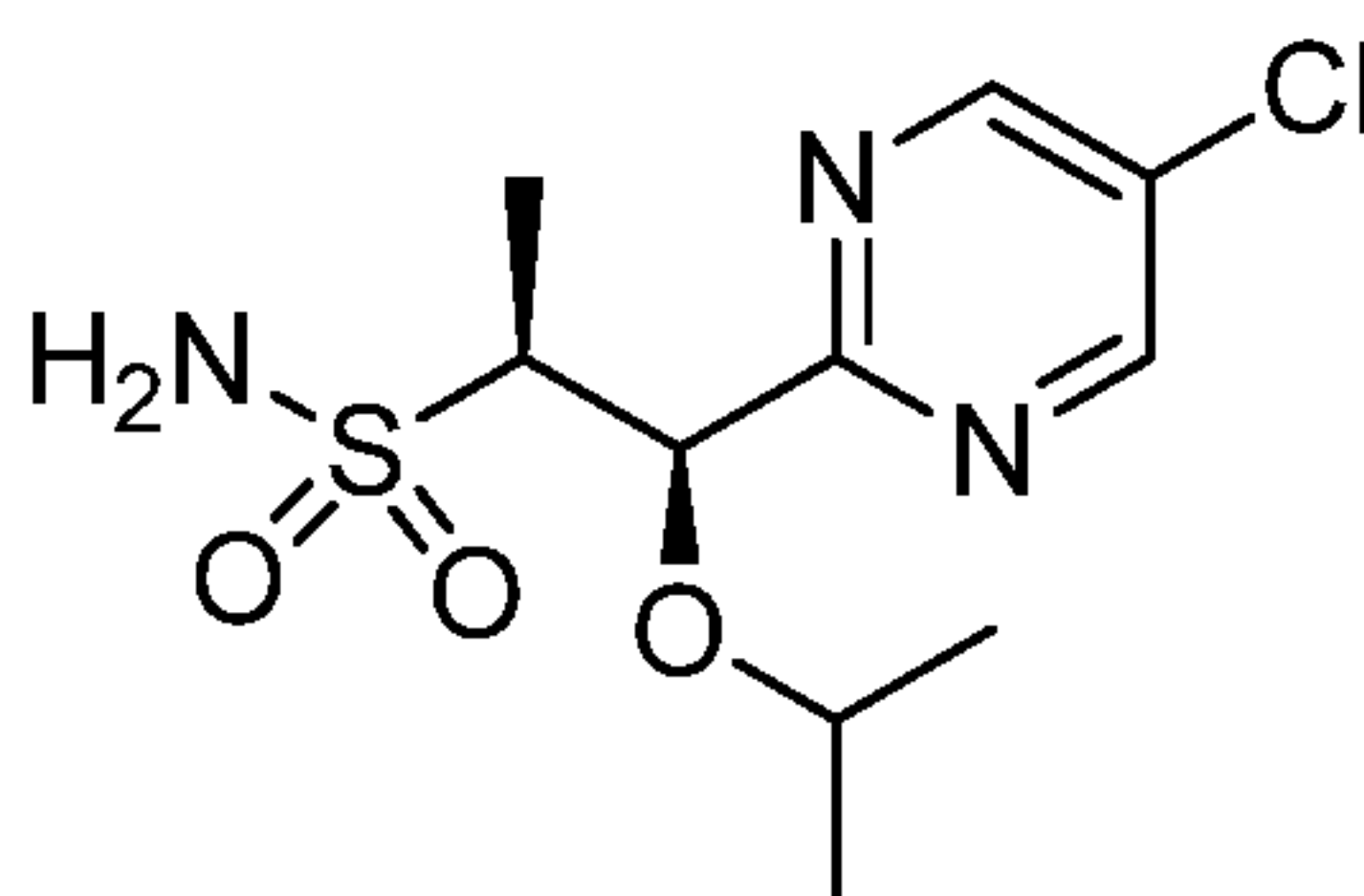
[0302] **Example 140.1. Preparation of (1R,2S)-1-(5-chloropyrimidin-2-yl)-1-methoxypropane-2-sulfonamide.**



140.1

[0303] **(1R,2S)-1-(5-Chloropyrimidin-2-yl)-1-methoxypropane-2-sulfonamide, Example 140.1.** This compound was synthesized from 2,5-dichloropyrimidine following the procedure in **Example 24.1**. LCMS-ESI (pos.) m/z : 265.9 (M+H) $^+$.

[0304] **Example 141.1. Preparation of (1R,2S)-1-(5-chloropyrimidin-2-yl)-1-isopropoxypropane-2-sulfonamide.**

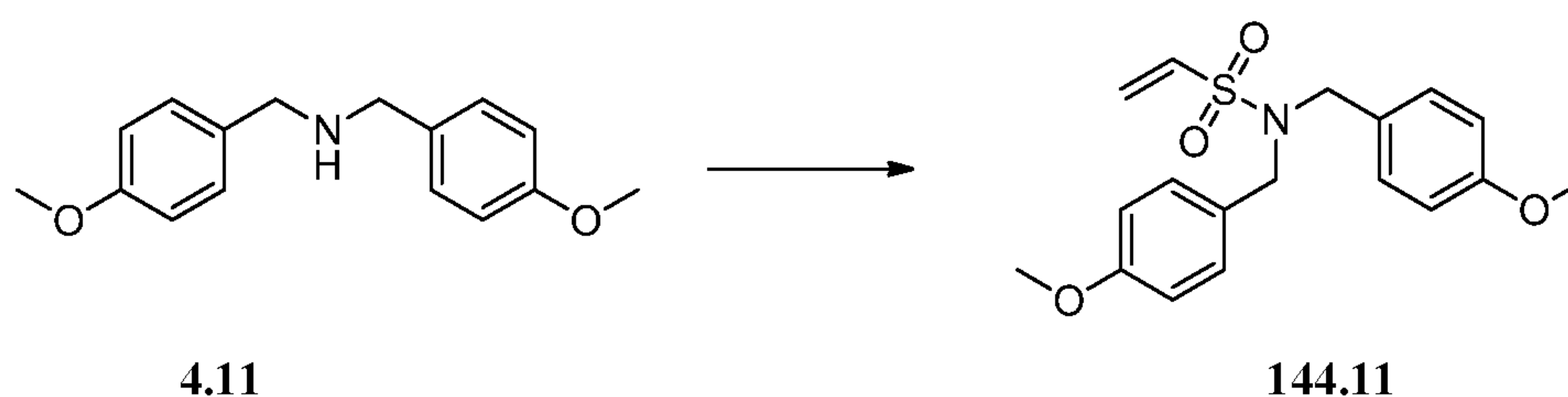


141.1

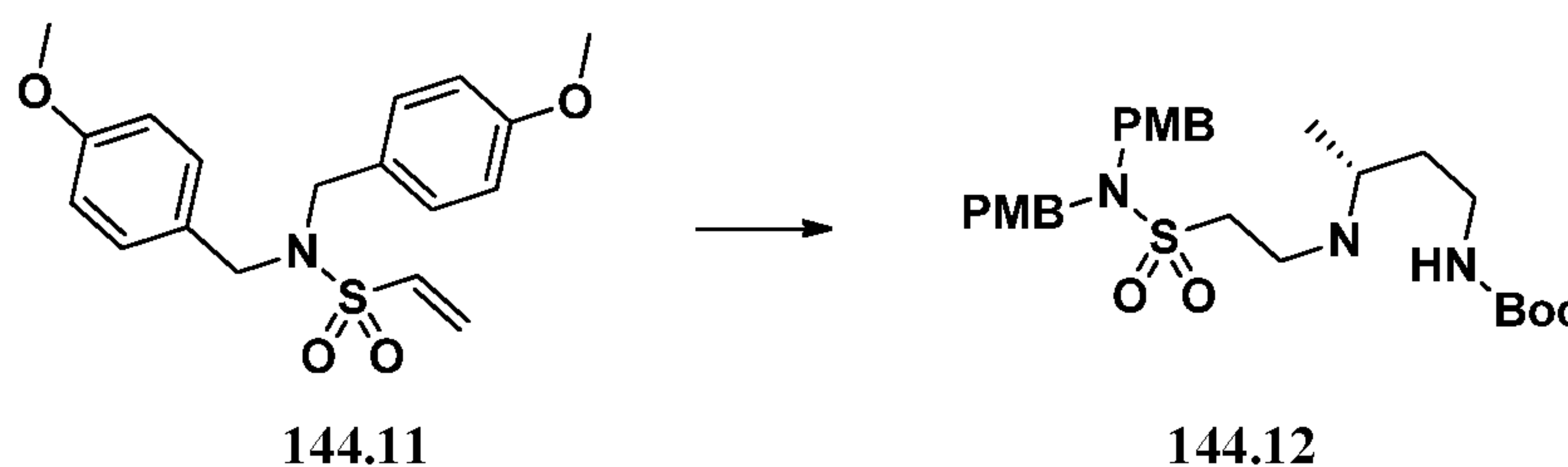
[0305] **(1R,2S)-1-(5-Chloropyrimidin-2-yl)-1-isopropoxypropane-2-sulfonamide, Example 141.1.** This compound was synthesized from 2,5-

dichloropyrimidine following the procedure in **Example 57.1**. ^1H NMR (400 MHz, DMSO- d_6): δ 8.94 (d, $J = 2.0$ Hz, 2H), 6.78 (s, 2H), 4.93 (dd, $J = 5.8, 1.9$ Hz, 1H), 3.67 – 3.48 (m, 2H), 1.31 (dd, $J = 7.2, 2.1$ Hz, 3H), 1.12 (dd, $J = 6.5, 2.0$ Hz, 3H), 0.97 (dd, $J = 6.5, 2.0$ Hz, 3H). LCMS-ESI (pos.) m/z : 294.1 (M+H) $^+$.

[0306] **Example 144.1. Preparation of (*R*)-2-(3,6-dimethyl-2-oxotetrahydropyrimidin-1(2*H*)-yl)ethanesulfonamide.**

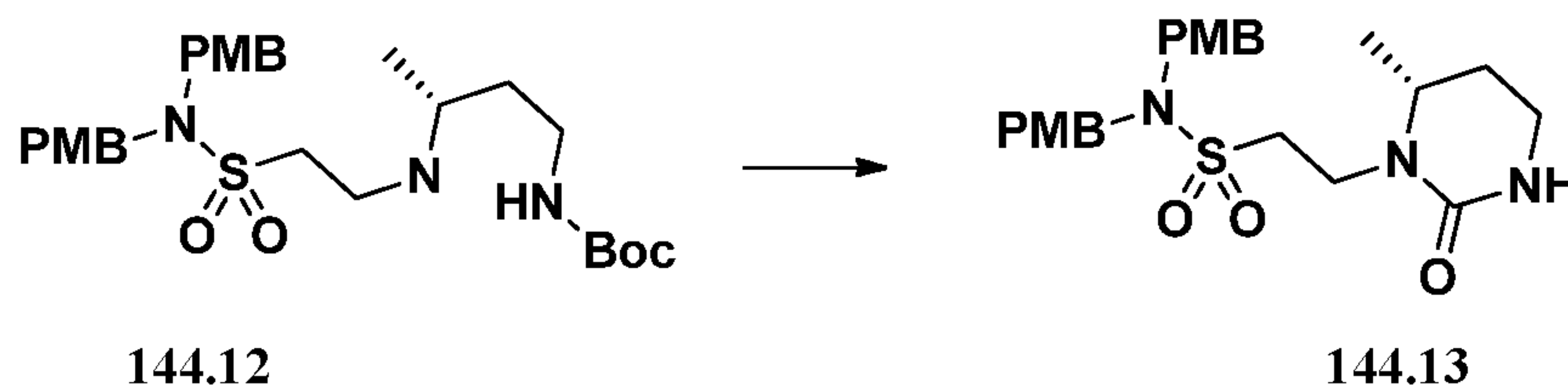


[0307] ***N,N*-Bis(4-methoxybenzyl)ethanesulfonamide, Example 144.11.** To a solution of **Example 4.11** (210 g, 816 mmol) in DCM (2000 mL) was added TEA (385 mL, 2856 mmol) and a solution of 2-chloroethanesulfonyl chloride (146 g, 898 mmol) in DCM (1000 mL) at 0 °C, and the mixture was stirred for 2 h. The reaction mixture was then quenched with ice cold water (1000 mL) and extracted with DCM (2 x 1000 mL). The organic layer was washed with brine solution (1000 mL), dried over anhydrous Na_2SO_4 , filtered and concentrated under reduced pressure. The residue was absorbed onto a plug of silica gel (60-120 mesh) and purified by column chromatography over silica gel (60-120 mesh) using 50% to 80% EtOAc in hexanes as an eluent to give **Example 144.11** (255 g, 90% yield) as an off-white solid. ^1H NMR (400 MHz, DMSO- d_6) δ 7.16 (d, $J = 8.8$ Hz, 4H), 6.90 (d, $J = 8.8$ Hz, 4H), 6.73 (dd, $J = 16.4, 10.0$ Hz, 1H), 6.11 (d, $J = 16.4$ Hz, 1H), 6.04 (d, $J = 10.0$ Hz, 1H), 4.14 (s, 4H), 3.75 (m, 6H).

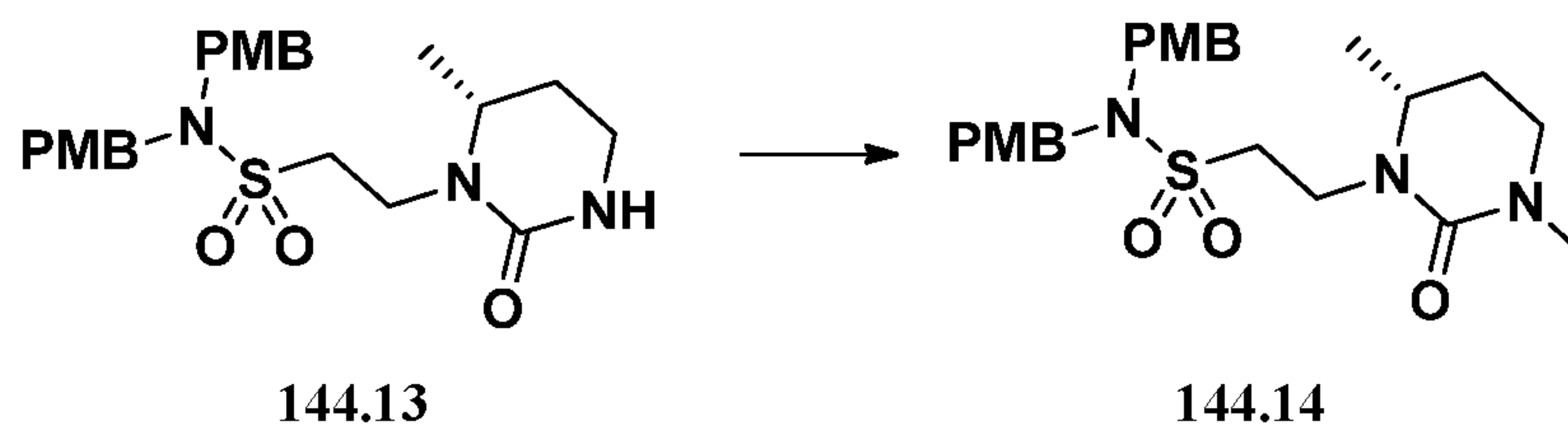


[0308] **(*R*)-tert-Butyl (3-((2-(*N,N*-bis(4-methoxybenzyl)sulfamoyl)ethyl)amino)butyl)carbamate, Example 144.12.** To a solution of **Example 144.11** (16 g, 46.1 mmol) in EtOH (200 mL) were added DiPEA (23.81 mL, 138 mmol) and (*R*)-*tert*-butyl (3-aminobutyl)carbamate (commercially available from Chempure, 8.67 g, 46.1 mmol) at RT, and the mixture was heated at 90 °C for 24 h. The reaction mixture was

then concentrated in vacuo to give a yellow viscous oil. The material obtained (**Example 144.12**) was used in the next step without further purification. LCMS ESI (pos.) m/z: 536.1 (M+H)⁺.

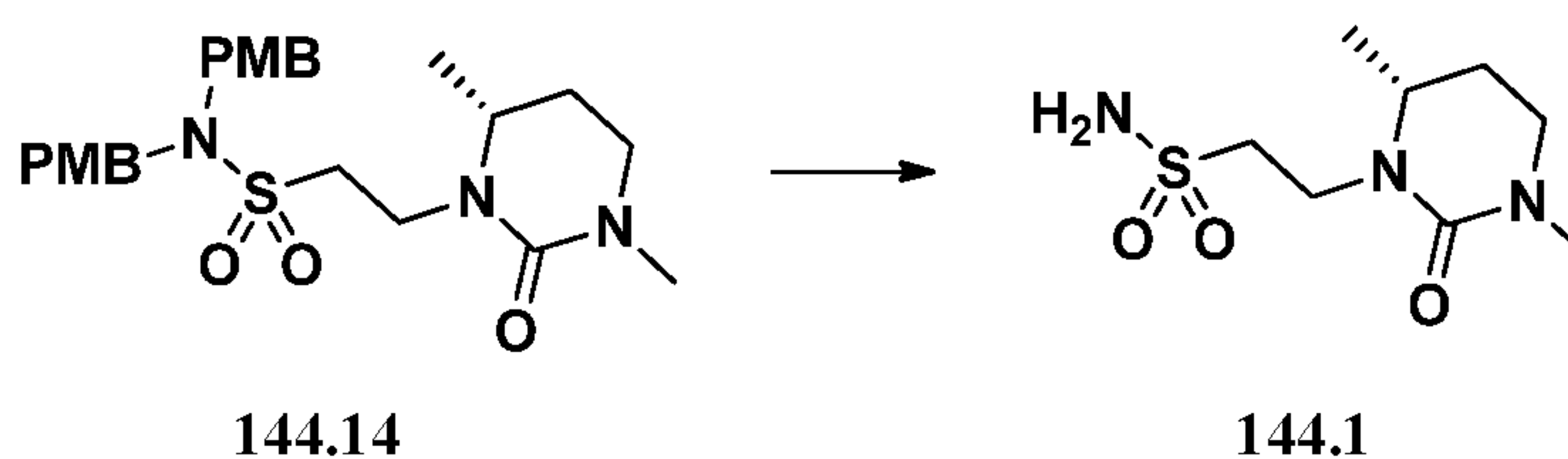


[0309] **(R)-N,N-Bis(4-methoxybenzyl)-2-(6-methyl-2-oxotetrahydropyrimidin-1(2H)-yl)ethanesulfonamide, Example 144.13.** To a stirred solution of **Example 144.12** (18 g, 33.6 mmol) in DCM (360 mL) was added TFA (40.2 g, 353 mmol) at RT, and the mixture was then stirred for 2 h. The reaction mixture was then concentrated in vacuo and azeotroped with toluene (2 x 150 mL) to give a yellow liquid which was dissolved in 1,4-dioxane (360 mL). To this solution were added DiPEA (13.03 g, 101 mmol) and di(1*H*-imidazol-1-yl)methanone (5.99 g, 37.0 mmol) at RT, and the resulting mixture was stirred for 16 h followed by heating at 90 °C for 2 h. The reaction mixture was then quenched with water (250 mL) and extracted with DCM (2 x 250 mL). The combined organic layers were washed with brine solution (250 mL), dried over anhydrous Na₂SO₄, filtered, and concentrated in vacuo. The residue thus obtained was adsorbed onto a plug of silica gel (60-120 mesh) and purified by flash chromatography through a Redi-Sep pre-packed silica gel column (340 g) eluting with a gradient of 0% to 10% EtOAc in DCM to give **Example 144.13** (15 g, 97% yield) as a pale yellow viscous oil. ¹H NMR (400 MHz, CDCl₃): δ 7.22 (d, *J* = 8.3 Hz, 4H), 6.89 (d, *J* = 8.3 Hz, 4H), 5.55 (b s, 1H), 4.27 (s, 4H), 4.01 – 3.91 (m, 1H), 3.83 (m, 6H), 3.70 – 3.64 (m, 1H), 3.49 – 3.31 (m, 4H), 3.12 – 3.01 (m, 1H), 2.17 – 2.02 (m, 1H), 1.73 -1.65 (m, 1H), 1.24 (d, *J* = 6.6 Hz, 3H). LCMS ESI (pos.) m/z: 462.1 (M+H)⁺.



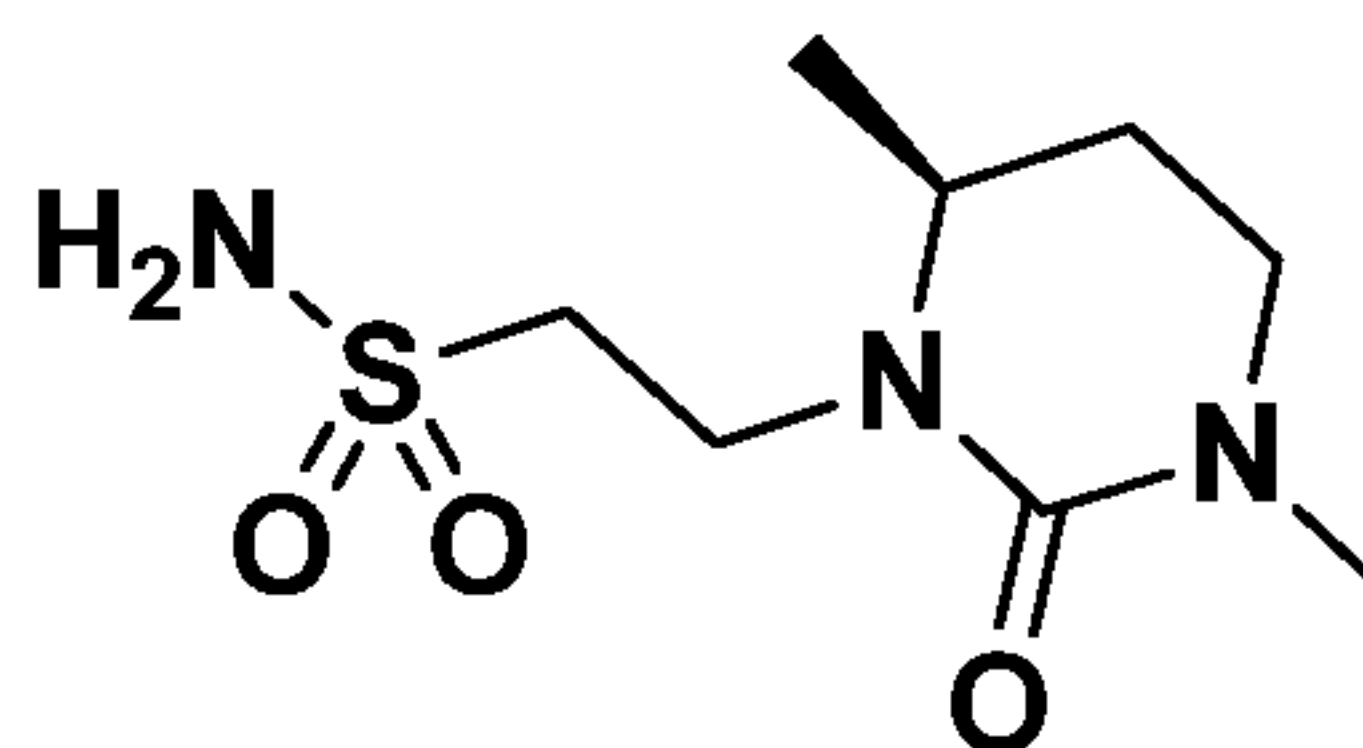
[0310] **(R)-2-(3,6-Dimethyl-2-oxotetrahydropyrimidin-1(2H)-yl)-N,N-bis(4-methoxybenzyl)ethanesulfonamide, Example 144.14.** To a solution of **Example 144.13** (16.0 g, 34.7 mmol) in 2-methyltetrahydrofuran (240 mL) was added potassium

bis(trimethylsilyl)amide (1.0 M solution in THF, 41.6 mL, 41.6 mmol) at -78 °C, and the mixture was stirred for 15 min. Iodomethane (2.38 mL, 38.1 mmol) was then added to the reaction mixture and the mixture was stirred for 3 h. The reaction mixture was then quenched with a saturated aqueous NaHCO₃ solution (160 mL) at -78 °C and extracted with EtOAc (2 x 150 mL). The combined organic layers were washed with brine solution (150 mL), dried over anhydrous Na₂SO₄, filtered and concentrated in vacuo. The residue was adsorbed onto a plug of silica gel (60-120 mesh) and purified by flash chromatography through a Redi-Sep pre-packed silica gel column (40 g) eluting with a gradient of 70% to 100% EtOAc in hexanes to give **Example 144.14** (12.0 g, 73% yield) as a pale yellow oil. ¹H NMR (400 MHz, CDCl₃): δ 7.20 (d, *J* = 8.6 Hz, 4H), 6.86 (d, *J* = 8.6 Hz, 4H), 4.23 (dd, *J* = 15.16, 9.96 Hz, 4H), 4.04 – 3.95 (m, 1H), 3.82 (m, 6H), 3.66 (td, *J* = 8.0, 4.4 Hz, 1H), 3.46 – 3.30 (m, 3H), 3.21 – 3.05 (m, 2H), 2.95 (s, 3H), 2.15 (ddd, *J* = 17.8, 12.4, 5.3 Hz, 1H), 1.75 – 1.55 (m, 1H), 1.26 (d, *J* = 9.2 Hz, 3H). LCMS ESI (pos.) *m/z*: 476.1 (M+H)⁺.



[0311] **(*R*)-2-(3,6-Dimethyl-2-oxotetrahydropyrimidin-1(2*H*)-yl)ethanesulfonamide, Example 144.1.** To a solution of **Example 144.14** (12.0 g, 25.2 mmol) in TFA (255 mL) was added anisole (13.78 mL, 126 mmol) at ambient temperature. The resulting mixture was then stirred for 2 h. The reaction mixture was then concentrated in vacuo. The residue was adsorbed onto a plug of silica gel (60-120 mesh) and purified by flash chromatography through a Redi-Sep pre-packed silica gel column (340 g) eluting with a gradient of 2% to 3% MeOH in DCM to give **Example 144.1** (4.5 g, 76% yield) as an off-white solid. 236.1 [M+1]. ¹H NMR (400 MHz, DMSO-*d*₆): δ 6.85 (s, 2H), 3.88 – 3.74 (m, 1H), 3.64 – 3.46 (m, 1H), 3.30 – 3.17 (m, 3H), 3.15 – 3.04 (m, 2H), 2.78 (s, 3H), 1.97 (ddt, *J* = 14.4, 10.9, 5.1 Hz, 1H), 1.64 (dq, *J* = 9.5, 3.8 Hz, 1H), 1.13 (d, *J* = 6.6 Hz, 3H). LCMS ESI (pos.) *m/z*: 236.1 (M+H)⁺.

[0312] **Example 145.1. Preparation of (*S*)-2-(3,6-dimethyl-2-oxotetrahydropyrimidin-1(2*H*)-yl)ethanesulfonamide.**



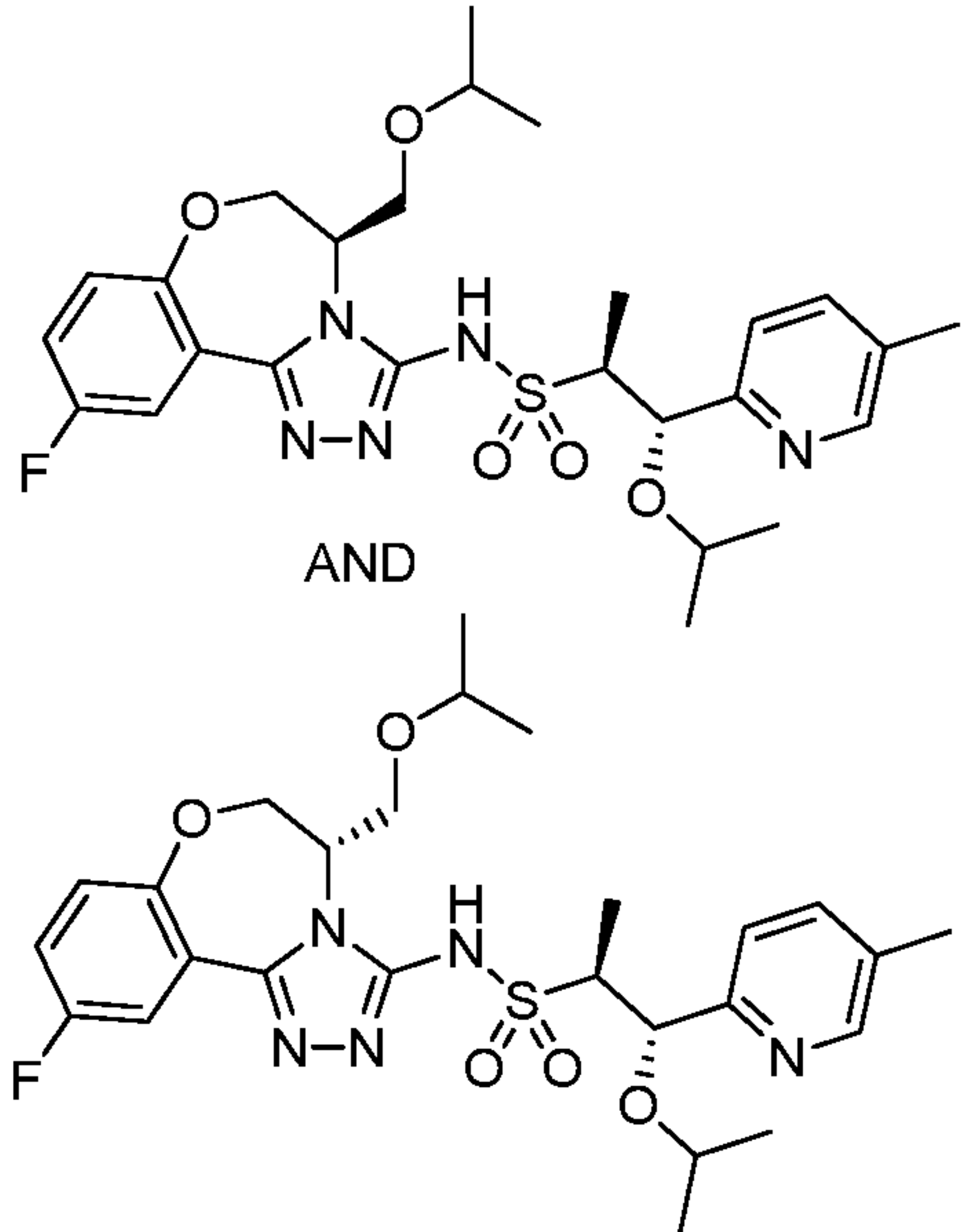
145.1

[0313] **(S)-2-(3,6-Dimethyl-2-oxotetrahydropyrimidin-1(2H)-yl)ethanesulfonamide, Example 145.1.** Example 145.1 was synthesized from (S)-tert-butyl (3-aminobutyl)carbamate (commercially available from Chempure) following the procedure in **Example 144.1**. ^1H NMR (400 MHz, DMSO- d_6): δ 6.85 (s, 2H), 3.88 – 3.74 (m, 1H), 3.64 – 3.44 (m, 1H), 3.30 – 3.17 (m, 3H), 3.15 – 3.04 (m, 2H), 2.78 (s, 3H), 1.97 (ddt, $J = 14.4, 10.9, 5.1$ Hz, 1H), 1.64 (dq, $J = 9.5, 3.8$ Hz, 1H), 1.13 (d, $J = 6.6$ Hz, 3H). LCMS ESI (pos.) m/z : 236.1 (M+H) $^+$.

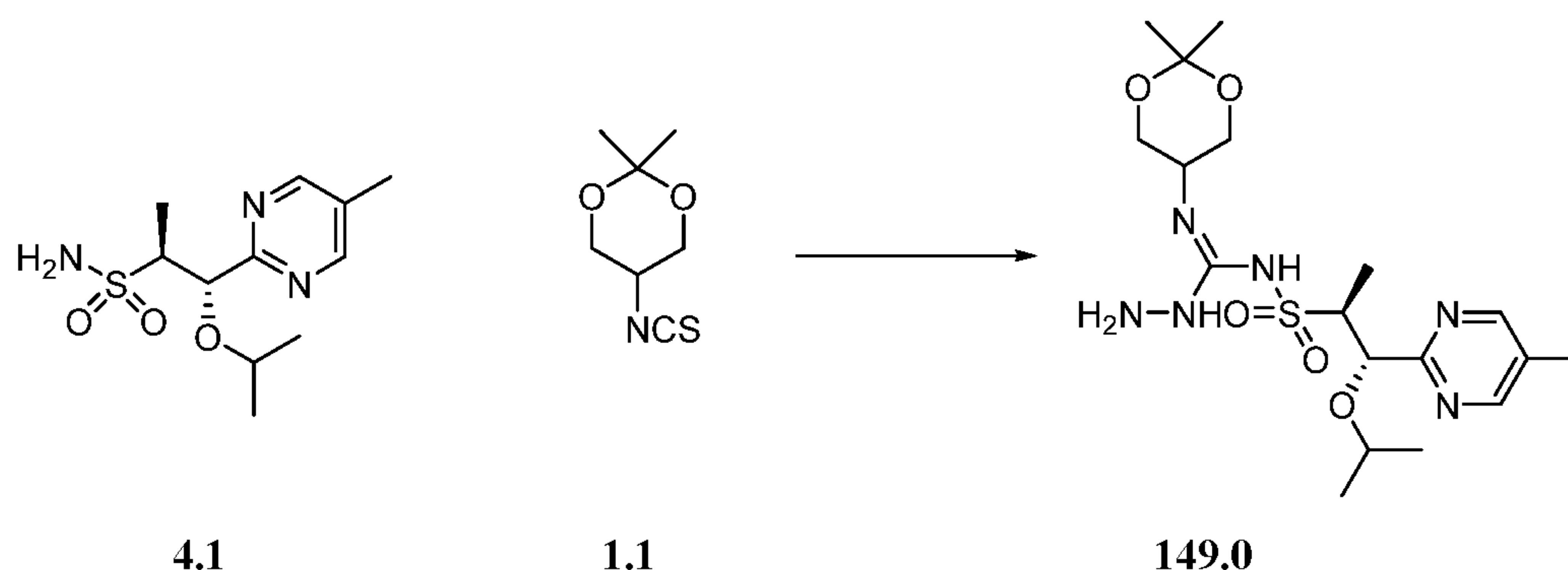
[0314] The compounds in the following table could potentially be made following the procedures described in **Example 1.0** or **Example 29.0** and **Example 4.1** using the known starting material as described.

Table 11

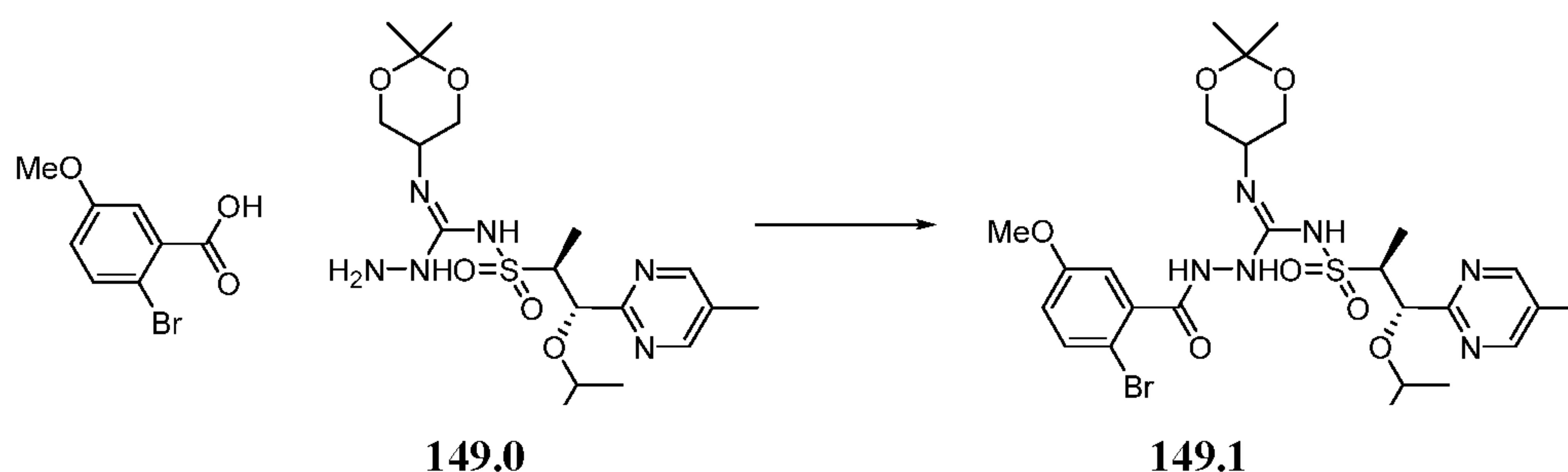
Example	Reagents	Structures and Name
147.0	5-isothiocyanato-2,2-dimethyl-1,3-dioxane (Example 1.1), 2-bromo-5-fluorobenzohydrazide (commercially available from Enamine), 2-iodopropane (commercially available from Sigma-Aldrich), and 2-chloro-5-methylpyrazine (commercially available from Sigma-Aldrich).	<p>(1S,2S)-N-((R)-10-fluoro-5-(isopropoxymethyl)-5,6-dihydrobenzo[f][1,2,4]triazolo[4,3-d][1,4]oxazepin-3-yl)-1-isopropoxy-1-(5-methylpyrazin-2-yl)propane-2-sulfonamide and</p>

		(1S,2S)-N-((S)-10-fluoro-5-(isopropoxymethyl)-5,6-dihydrobenzo[f][1,2,4]triazolo[4,3-d][1,4]oxazepin-3-yl)-1-isopropoxy-1-(5-methylpyrazin-2-yl)propane-2-sulfonamide.
148.0	5-isothiocyanato-2,2-dimethyl-1,3-dioxane (Example 1.1), 2-bromo-5-fluorobenzohydrazide (commercially available from Enamine), 2-iodopropane (commercially available from Sigma-Aldrich), and 2-chloro-5-methylpyridine (commercially available from Sigma-Aldrich).	 <p>(1S,2S)-N-((S)-10-fluoro-5-(isopropoxymethyl)-5,6-dihydrobenzo[f][1,2,4]triazolo[4,3-d][1,4]oxazepin-3-yl)-1-isopropoxy-1-(5-methylpyridin-2-yl)propane-2-sulfonamide and (1S,2S)-N-((R)-10-fluoro-5-(isopropoxymethyl)-5,6-dihydrobenzo[f][1,2,4]triazolo[4,3-d][1,4]oxazepin-3-yl)-1-isopropoxy-1-(5-methylpyridin-2-yl)propane-2-sulfonamide.</p>

[0315] **Example 149.6. Preparation of (1S,2S)-N-((S)-5-(hydroxymethyl)-10-methoxy-5,6-dihydrobenzo[f][1,2,4]triazolo[4,3-d][1,4]oxazepin-3-yl)-1-isopropoxy-1-(5-methylpyrimidin-2-yl)propane-2-sulfonamide and (1S,2S)-N-((R)-5-(hydroxymethyl)-10-methoxy-5,6-dihydrobenzo[f][1,2,4]triazolo[4,3-d][1,4]oxazepin-3-yl)-1-isopropoxy-1-(5-methylpyrimidin-2-yl)propane-2-sulfonamide.**

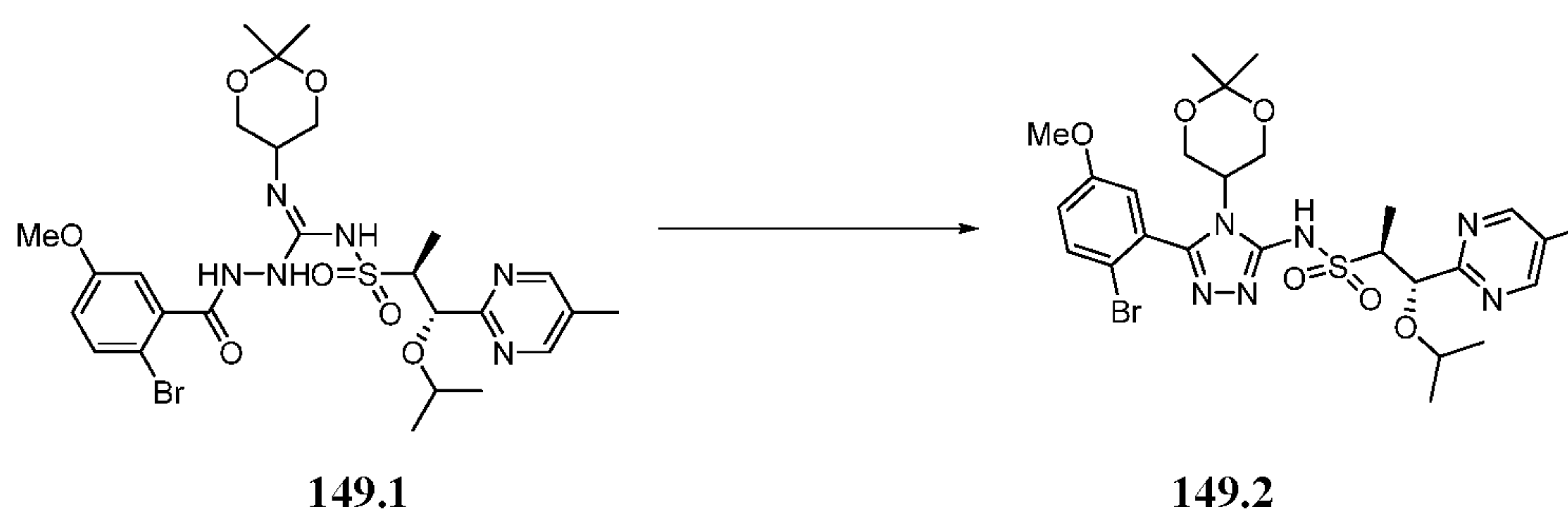


[0316] **(Z)-N'-(2,2-Dimethyl-1,3-dioxan-5-yl)-N-(((1S,2S)-1-isopropoxy-1-(5-methylpyrimidin-2-yl)propan-2-yl)sulfonyl)hydrazinecarboximidamide, Example 149.0.** To a flask containing **Example 4.1** (9.47 g, 34.6 mmol), was added ACN (346 mL). After 10 mins, 5-isothiocyanato-2,2-dimethyl-1,3-dioxane (6.0 g, 34.6 mmol) **Example 1.1** was added carefully in portions. The mixture was cooled in an ice-bath and then cesium carbonate (22.57 g, 69.3 mmol) was added carefully in portions to the homogeneous solution. Upon complete addition of cesium carbonate, the mixture was allowed to warm to 23 °C and monitored with LC-MS. After 12 h, complete conversion to the thio-urea was observed. After 20 mins, 6-methoxypicolinohydrazide (0.45 mL, 0.961 mmol) and silver nitrate (0.272 g, 1.602 mmol) were carefully added in portions. The mixture was allowed to warm to 23 °C and monitored with LC-MS. After 30 mins, conversion to product was observed by LC-MS along with complete consumption of starting material. The mixture was loaded directly on to silica gel and purified with a gradient of 0-100% EtOH:EtOAc (3:1) in heptanes to yield **Example 149.0** (0.2 g, 0.350 mmol, 44 % yield). LC-MS-ESI (pos.) m/z: 445.2 (M+H)⁺.

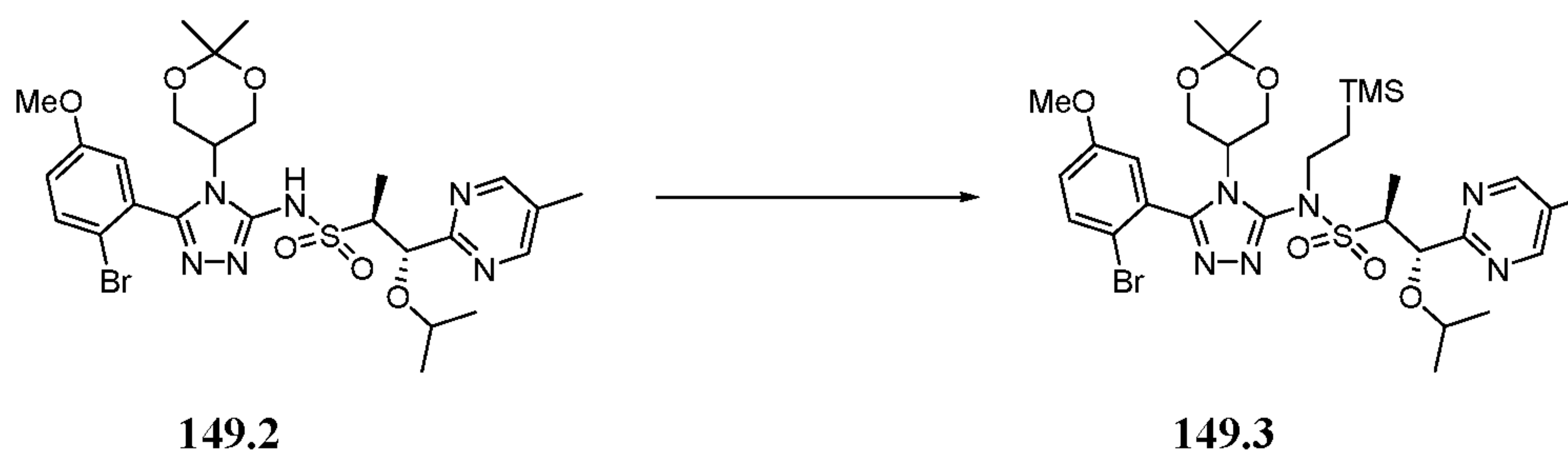


[0317] **(Z)-2-(2-Bromo-5-methoxybenzoyl)-N'-(2,2-dimethyl-1,3-dioxan-5-yl)-N-(((1S,2S)-1-isopropoxy-1-(5-methylpyrimidin-2-yl)propan-2-yl)sulfonyl)hydrazine-1-carboximidamide, Example 149.1.** A vial containing 2-bromo-5-methoxybenzoic acid (0.428 g, 1.852 mmol, in EtOAc (9.26 mL)) was stirred at

RT. To this solution was added diisopropylethylamine, (1.13 mL, 6.48 mmol) followed by 1-propanephosphonic acid cyclic anhydride, 50 wt. % solution in EtOAc (2.21 mL, 3.70 mmol) dropwise and the reaction stirred for 30 mins at RT. To this solution was added **Example 149.0** (0.906 g, 2.04 mmol) in one portion, and the reaction was stirred for 2 h after which LC-MS indicated complete consumption of the starting material. The mixture was concentrated in vacuo and purified by silica gel chromatography with a gradient of 20-100% EtOH:EtOAc (3:1) in heptanes to yield **Example 149.1** (0.906 g, 2.04 mmol). LC-MS-ESI (pos.), m/z: 657.2 (M+H)⁺.

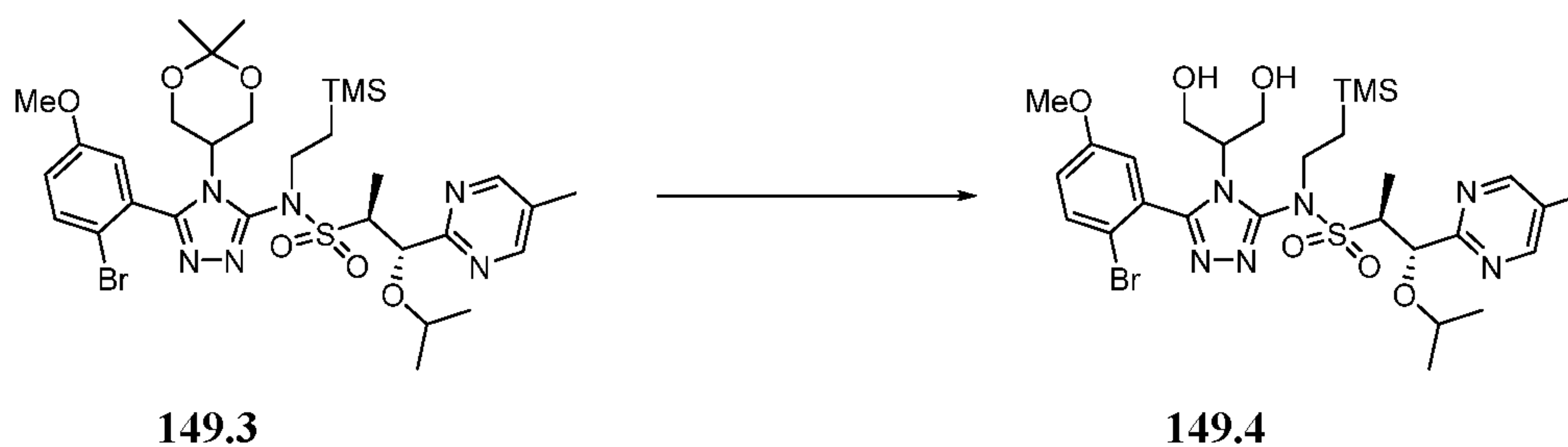


[0318] **(1S,2S)-N-(5-(2-Bromo-5-methoxyphenyl)-4-(2,2-dimethyl-1,3-dioxan-5-yl)-4H-1,2,4-triazol-3-yl)-1-isopropoxy-1-(5-methylpyrimidin-2-yl)propane-2-sulfonamide, Example 149.2.** To a solution of **Example 149.1** (1 g, 1.521 mmol) in water (2.53 mL) was added potassium hydroxide (1M, 1.67 mL, 1.67 mmol) and the reaction heated to 80 °C for 3 days after which LC-MS indicated conversion to product. The mixture was diluted with water, extracted with DCM, washed with brine and dried over Na₂SO₄ and concentrated in vacuo. The mixture was purified by silica gel chromatography using a gradient of 0-100% EtOAc:EtOH (3:1) in heptanes to yield **Example 149.2** (0.55 g, 0.860 mmol, 57 % yield). LC-MS-ESI (pos.), m/z: 639.2 (M+H)⁺.

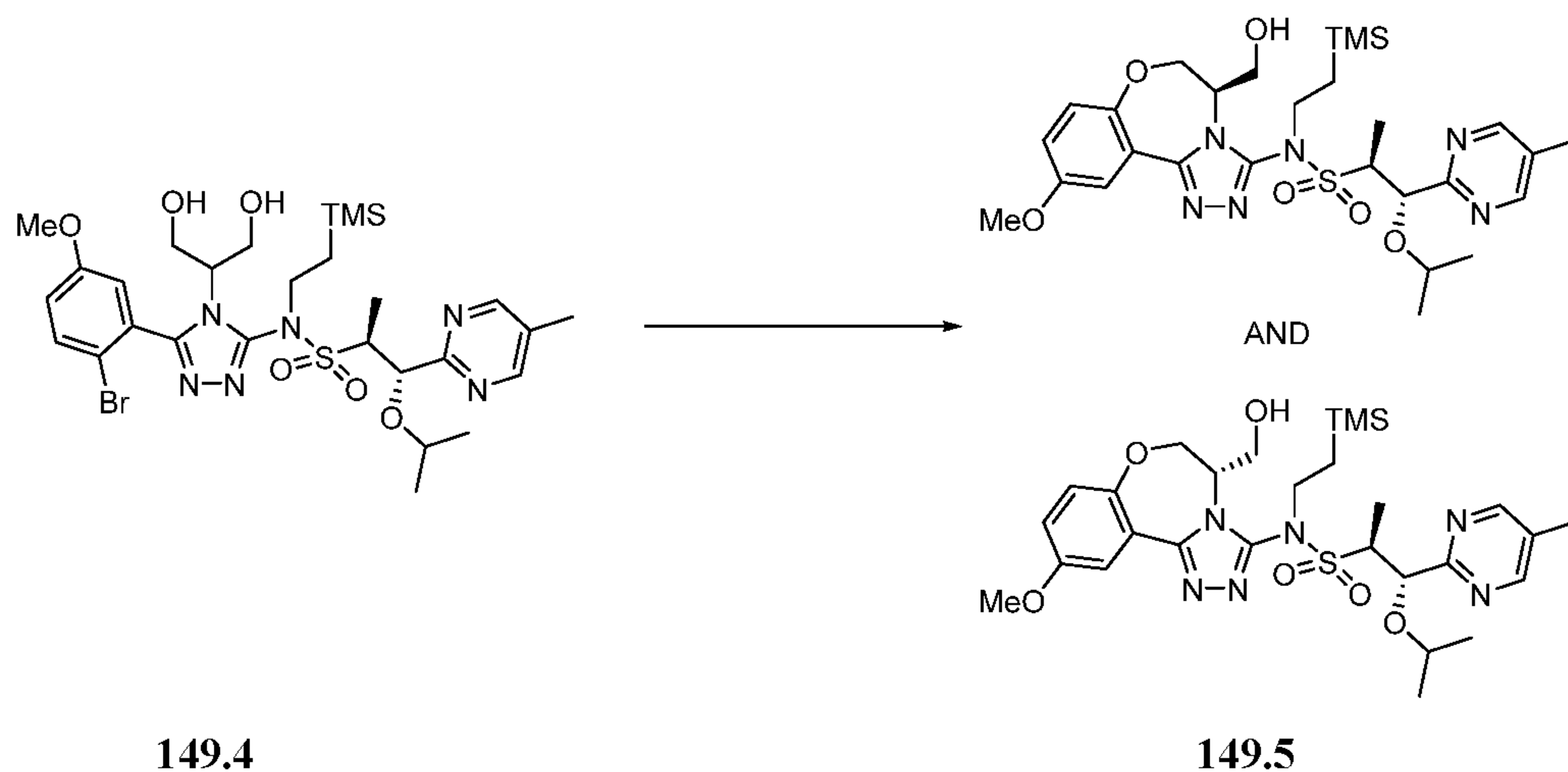


[0319] **(1S,2S)-N-(5-(2-Bromo-5-methoxyphenyl)-4-(2,2-dimethyl-1,3-dioxan-5-yl)-4H-1,2,4-triazol-3-yl)-1-isopropoxy-1-(5-methylpyrimidin-2-yl)-N-(2-(trimethylsilyl)ethyl)propane-2-sulfonamide, Example 149.3.** To a 250 mL flask

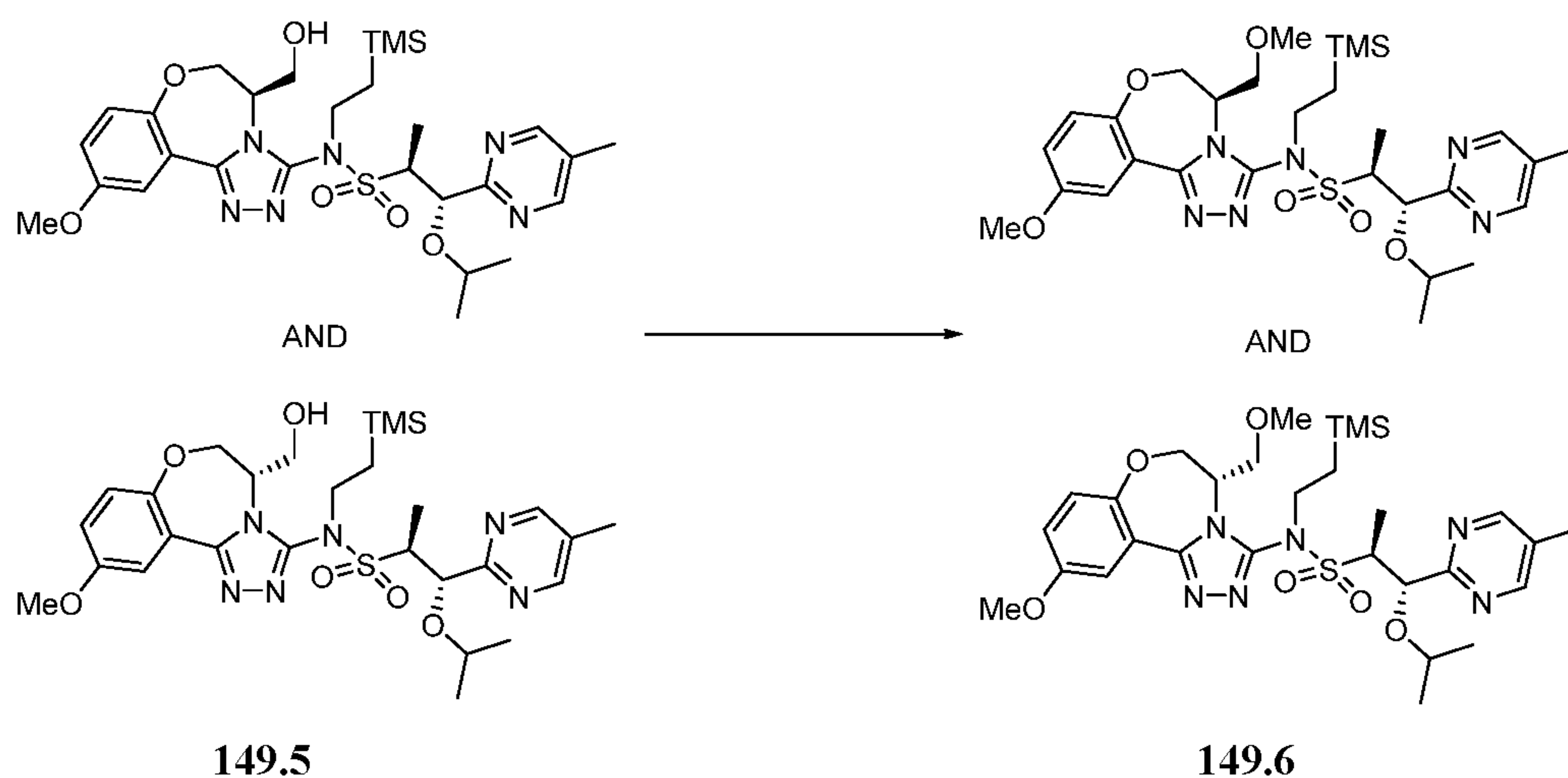
containing **Example 149.2** (0.55 g, 0.860 mmol) in anhydrous toluene (4.30 mL) was added 2-(trimethylsilyl)ethanol (0.25 mL, 1.72 mmol) and then cyanomethylenetriethylphosphorane (0.415 mL, 1.720 mmol) was added dropwise. Argon was bubbled through the reaction solution for 15 mins. The heterogeneous mixture was heated to 90 °C and monitored with LC-MS. The mixture became homogeneous on heating. After 1h, LC-MS indicated conversion to the product, and the mixture was concentrated to dryness under reduced pressure. The reaction mixture was diluted with a minimal amount of DCM. The homogeneous solution was purified on silica gel eluting with (0-40% EtOAc in heptane) to afford an orange solid. The mixture was further purified by silica gel chromatography using a gradient of 0-50% EtOAc:Heptanes to **Example 149.3** (0.6 g, 0.811 mmol, 94 % yield). LC-MS-ESI (pos.), m/z: 739.2 (M+H)⁺.



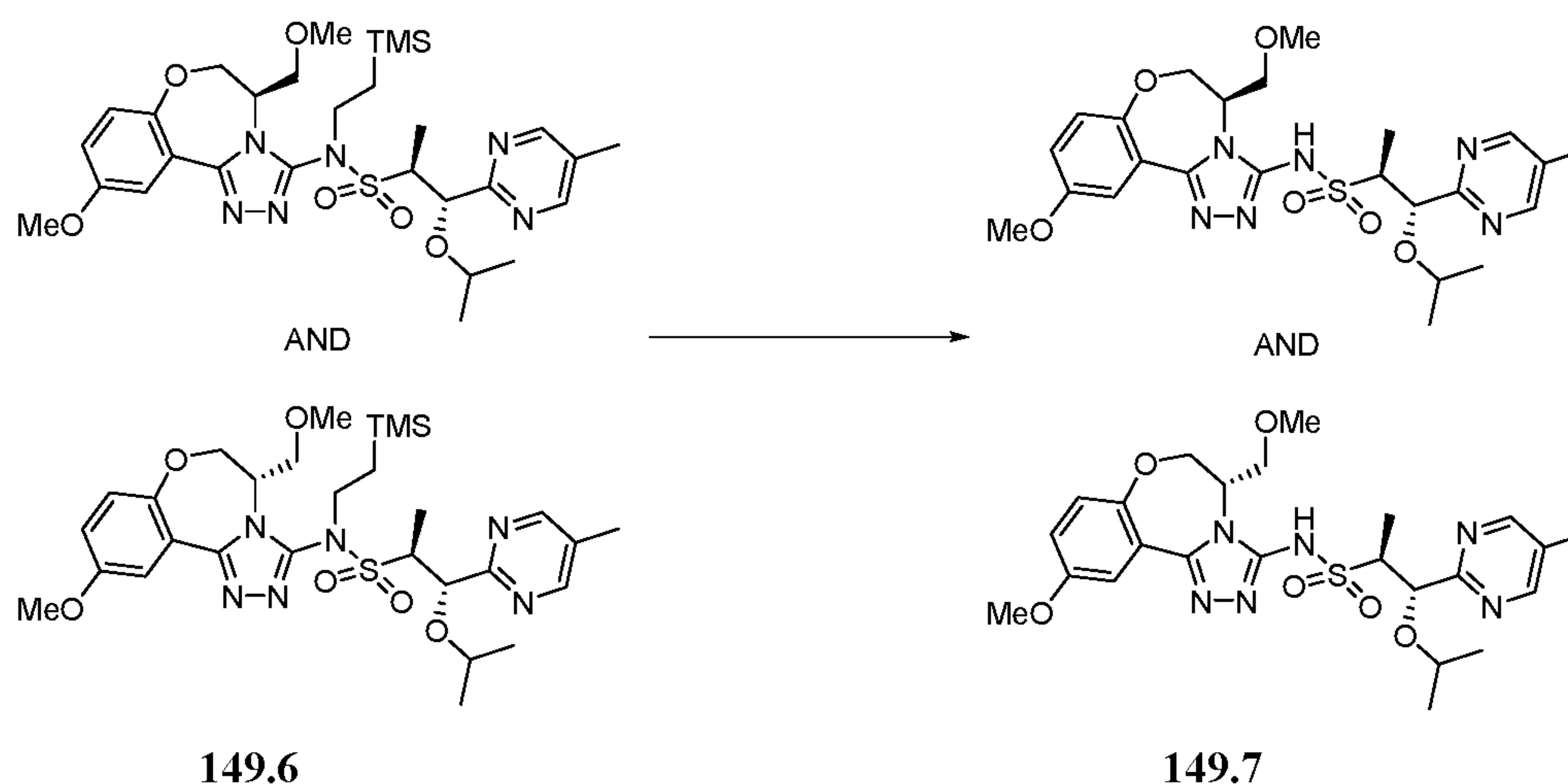
[0320] **(1S,2S)-N-(5-(2-Bromo-5-methoxyphenyl)-4-(1,3-dihydroxypropan-2-yl)-4H-1,2,4-triazol-3-yl)-1-isopropoxy-1-(5-methylpyrimidin-2-yl)-N-(2-(trimethylsilyl)ethyl)propane-2-sulfonamide, Example 149.4.** To a stirred solution of **Example 149.3** (600 mg, 0.811 mmol) in 1,4-dioxane (8.110 mL) at RT was added HCl, (2 N, 2.028 mL, 4.06 mmol). The mixture was stirred at 23 °C. After 12 h, LC-MS showed conversion to the desired product. The reaction mixture was diluted with saturated NaHCO₃ and extracted with DCM. The organic extract was washed with water and dried over Na₂SO₄. The solution was filtered and concentrated in vacuo to give the reaction material as a yellow solid. The reaction material was absorbed onto a plug of silica gel and purified by chromatography silica gel chromatography, eluting with a gradient of 0% to 100% 1/3 EtOH/EtOAc in heptane, to provide **Example 149.4** (550 mg, 0.787 mmol, 97 % yield) as light-yellow solid. LC-MS-ESI (pos.), m/z: 699.2 (M+H)⁺.



[0321] **(1S,2S)-N-((S)-5-(Hydroxymethyl)-10-methoxy-5,6-dihydrobenzo[f][1,2,4]triazolo[4,3-d][1,4]oxazepin-3-yl)-1-isopropoxy-1-(5-methylpyrimidin-2-yl)-N-(2-(trimethylsilyl)ethyl)propane-2-sulfonamide and (1S,2S)-N-((R)-5-(hydroxymethyl)-10-methoxy-5,6-dihydrobenzo[f][1,2,4]triazolo[4,3-d][1,4]oxazepin-3-yl)-1-isopropoxy-1-(5-methylpyrimidin-2-yl)-N-(2-(trimethylsilyl)ethyl)propane-2-sulfonamide, Example 149.5.** To a suspension of **Example 149.4** (0.55 g, 0.786 mmol), in ACN (7.86 mL) was added 3,6-dimethoxy-2',4',6'-tris(1-methylethyl) [1,1'-biphenyl]-2-yl]bis(1,1-dimethylethyl)phosphine (0.038 g, 0.079 mmol) and cesium carbonate (0.512 g, 1.572 mmol). The mixture was degassed by bubbling Argon gas for 2 min before [(2-di-tert-butylphosphino-3,6-dimethoxy-2',4',6'-triisopropyl-1,1'-biphenyl)-2-(2'-amino-1,1'-biphenyl)]palladium(II) methanesulfonate (0.067 g, 0.079 mmol) was added under a stream of Ar. The reaction mixture was stirred at 80 °C for 2 h after which LC-MS indicated the starting material was consumed. The reaction mixture was allowed to cool to room temperature. The solids were removed by filtration. The residual reaction mixture was diluted with saturated NH₄Cl and extracted with DCM. The organic extract was concentrated in vacuo to give the reaction material as an orange solid. The reaction material was absorbed onto a plug of silica gel and purified by silica gel chromatography, eluting with a gradient of 10% to 100% 1/3 EtOH/EtOAc in heptane, to afford **Example 149.5** (0.32 g, 66 % yield) as a mixture of diastereomers. LC-MS-ESI (pos.), m/z: 619.3 (M+H)⁺.



[0322] **(1S,2S)-1-Isopropoxy-N-((R)-10-methoxy-5-(methoxymethyl)-5,6-dihydrobenzo[f][1,2,4]triazolo[4,3-d][1,4]oxazepin-3-yl)-1-(5-methylpyrimidin-2-yl)-N-(2-(trimethylsilyl)ethyl)propane-2-sulfonamide and (1S,2S)-1-isopropoxy-N-((S)-10-methoxy-5-(methoxymethyl)-5,6-dihydrobenzo[f][1,2,4]triazolo[4,3-d][1,4]oxazepin-3-yl)-1-(5-methylpyrimidin-2-yl)-N-(2-(trimethylsilyl)ethyl)propane-2-sulfonamide, Example 149.6.** To a 5-mL round-bottomed flask was added **Example 149.5** (150 mg, 0.242 mmol) in THF (2.424 mL). The solution was cooled to -78 °C and sodium bis(trimethylsilyl)amide solution, 1M solution in THF (0.339 mL, 0.339 mmol) was added dropwise. The reaction mixture was stirred at -78 °C for 30 min before methyl iodide (0.030 mL, 0.485 mmol) was added. The mixture was then allowed to warm to RT over 1 hr after which LC-MS indicated complete conversion to the desired product. The reaction mixture was diluted with satd NH₄Cl and extracted with DCM. The organic extracts were concentrated in vacuo. The material obtained was purified by chromatography through a Redi-Sep pre-packed silica gel chromatography with a gradient of 10% to 100% 1/3 EtOH/EtOAc in heptane, to yield **Example 149.6** (125 mg, 81 % yield). LC-MS-ESI (pos.), m/z: 633.4 (M+H)⁺.

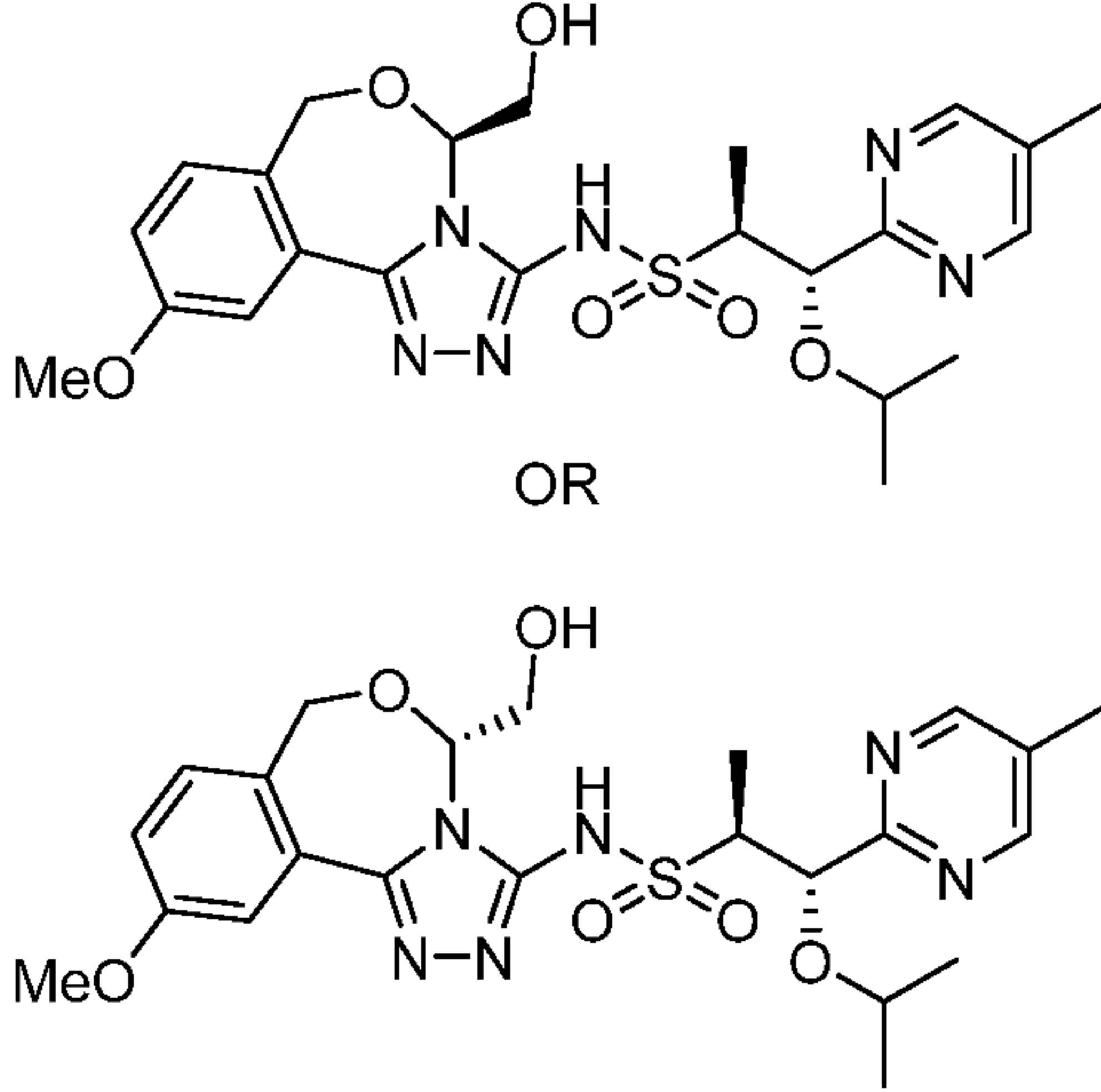


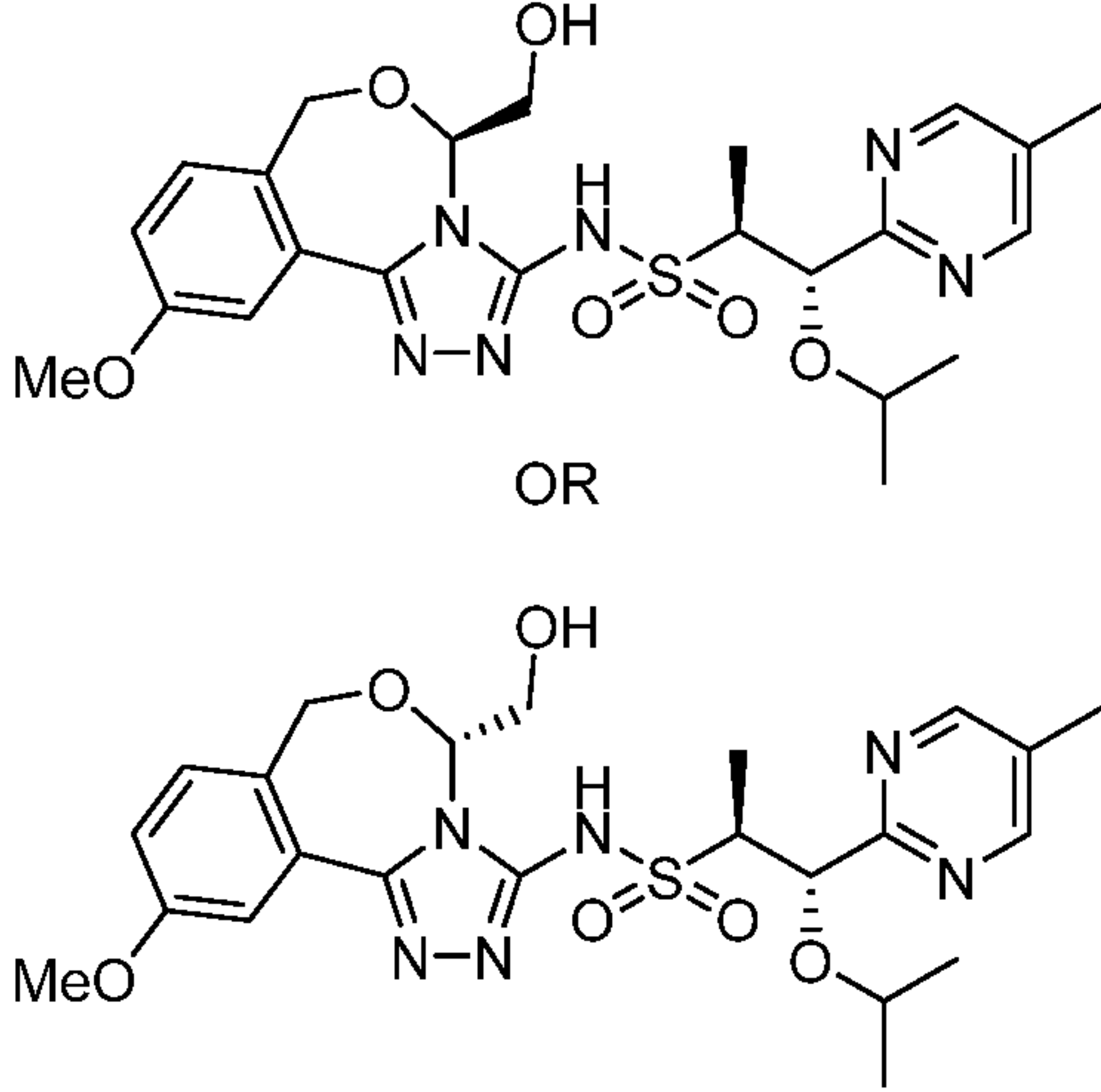
[0323] **(1S,2S)-1-Isopropoxy-N-((R)-10-methoxy-5-(methoxymethyl)-5,6-dihydrobenzo[f][1,2,4]triazolo[4,3-d][1,4]oxazepin-3-yl)-1-(5-methylpyrimidin-2-yl)propane-2-sulfonamide** and **(1S,2S)-1-isopropoxy-N-((S)-10-methoxy-5-(methoxymethyl)-5,6-dihydrobenzo[f][1,2,4]triazolo[4,3-d][1,4]oxazepin-3-yl)-1-(5-methylpyrimidin-2-yl)propane-2-sulfonamide**, **Example 149.7**. To a 5-mL round-bottomed flask was added **Example 149.6** (125 mg, 0.198 mmol) in N, N-dimethylformamide (1.97 mL) under a stream of argon. The reaction mixture was stirred at 80 °C for 60 min. After 1 h, the reaction was complete by LC-MS. The reaction mixture was diluted with water and extracted with EtOAc. The organic extract was concentrated in vacuo to give the reaction material as an orange solid. The reaction material was absorbed onto a plug of silica gel and purified by silica gel chromatography, eluting with a gradient of 10% to 100% 1/3 EtOH/EtOAc in heptane, to afford **Example 149.7** (0.105 g, 45 % yield) as a white solid. LC-MS-ESI (pos.), m/z: 533.2 (M+H)⁺.

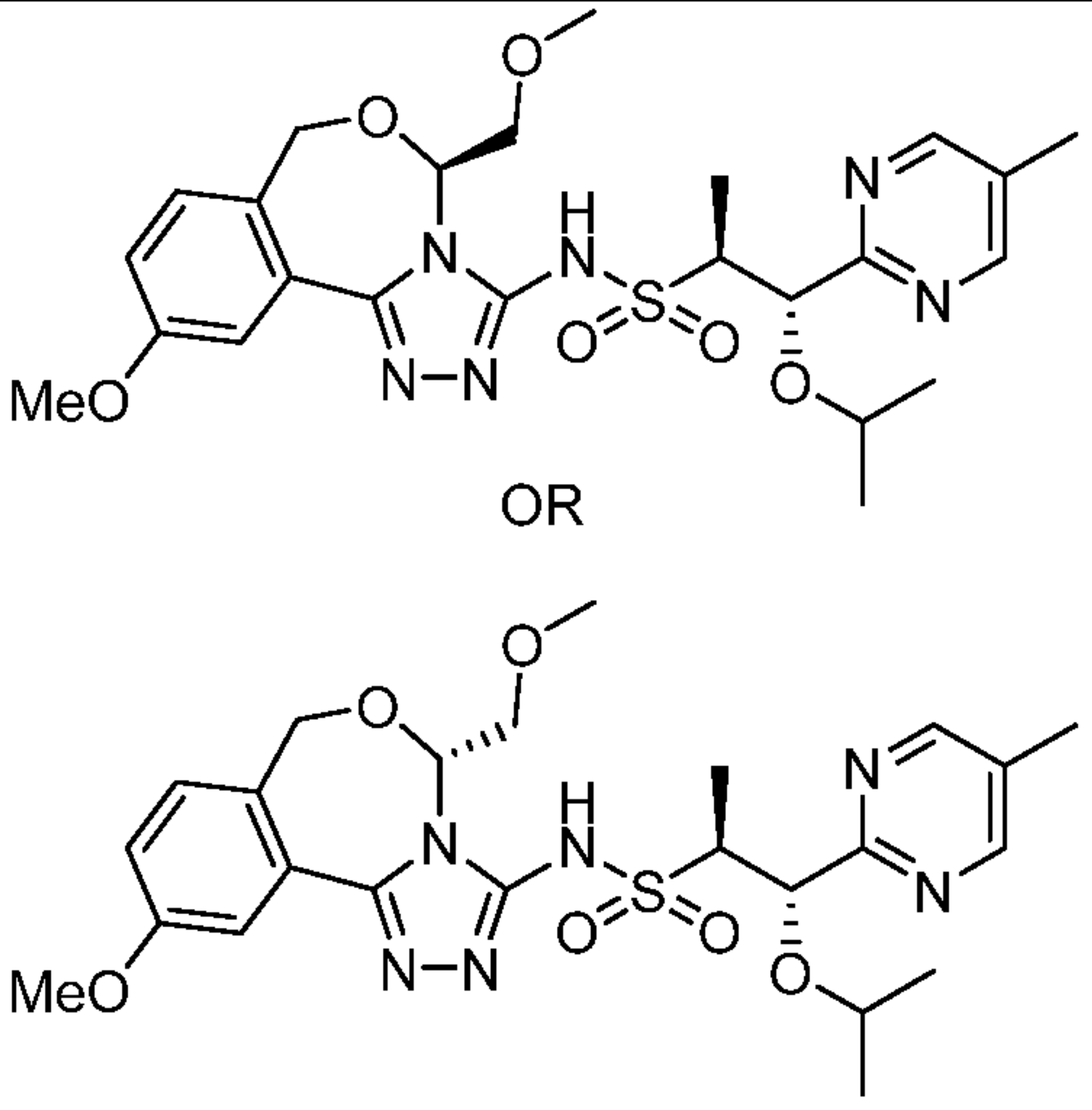
[0324] The compounds set forth in the following table were synthesized following the procedure in **Example 149.7** using the known starting material as described.

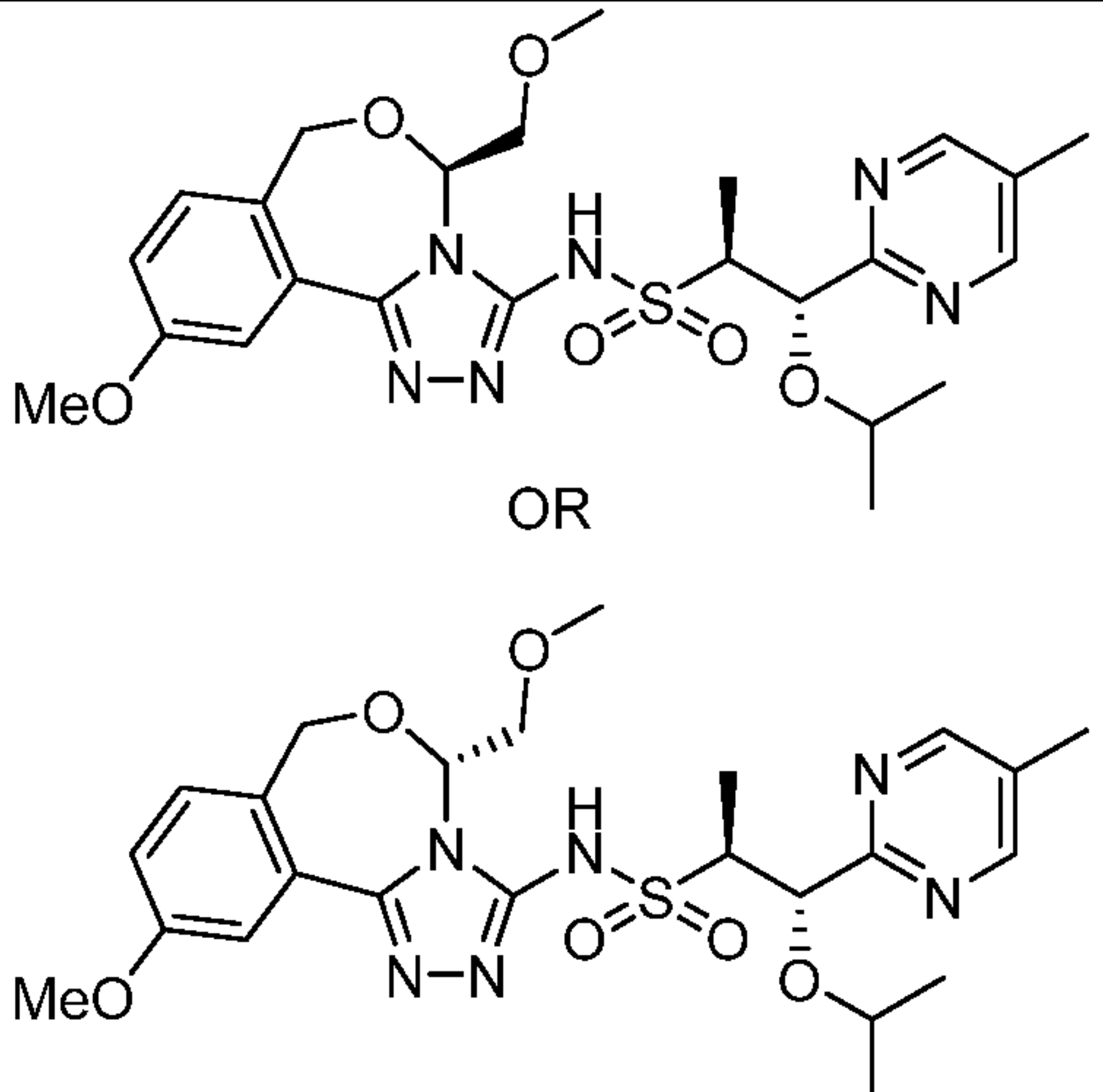
Table 12

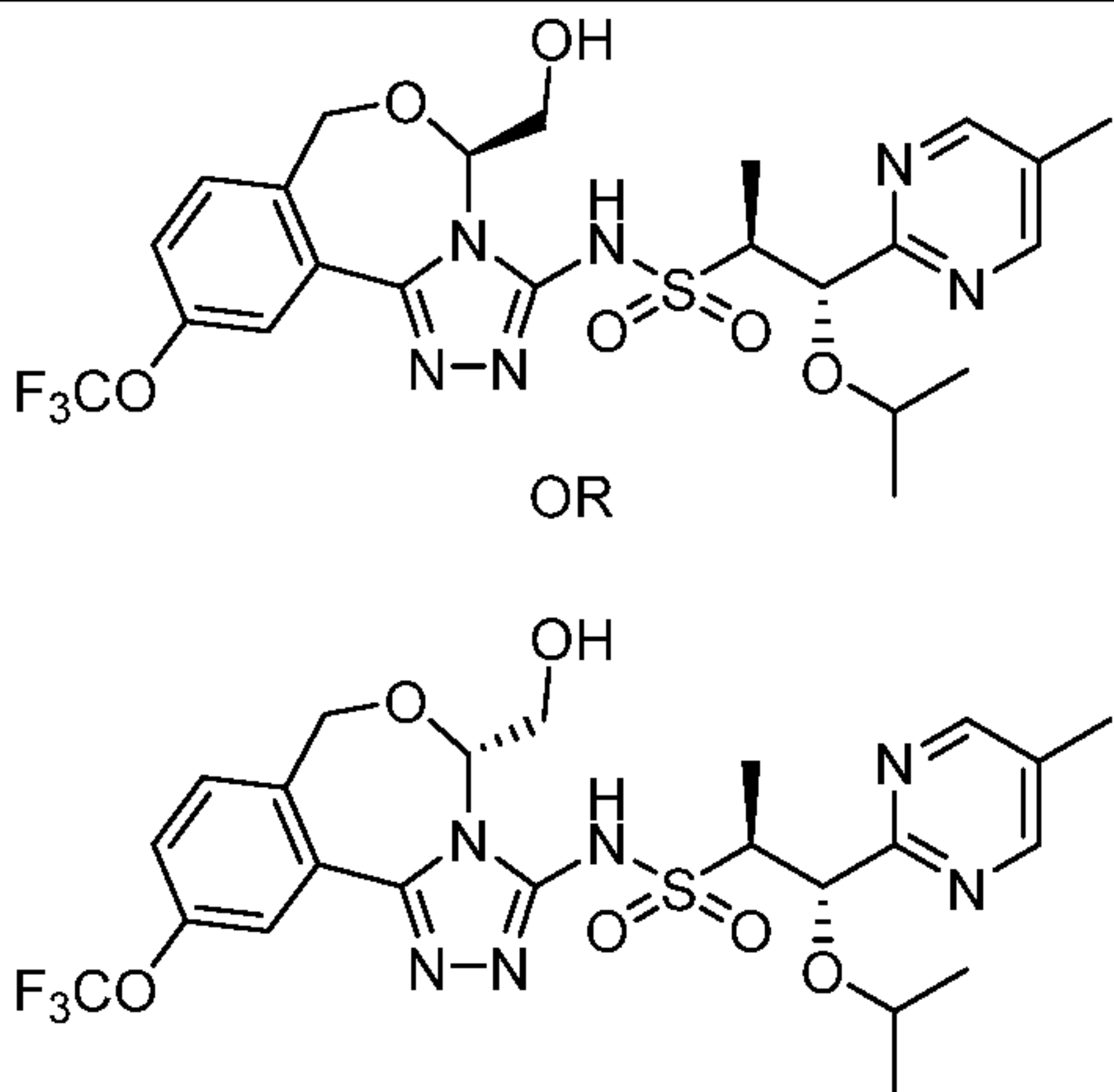
Example	Reagents	Structures and Name
---------	----------	---------------------

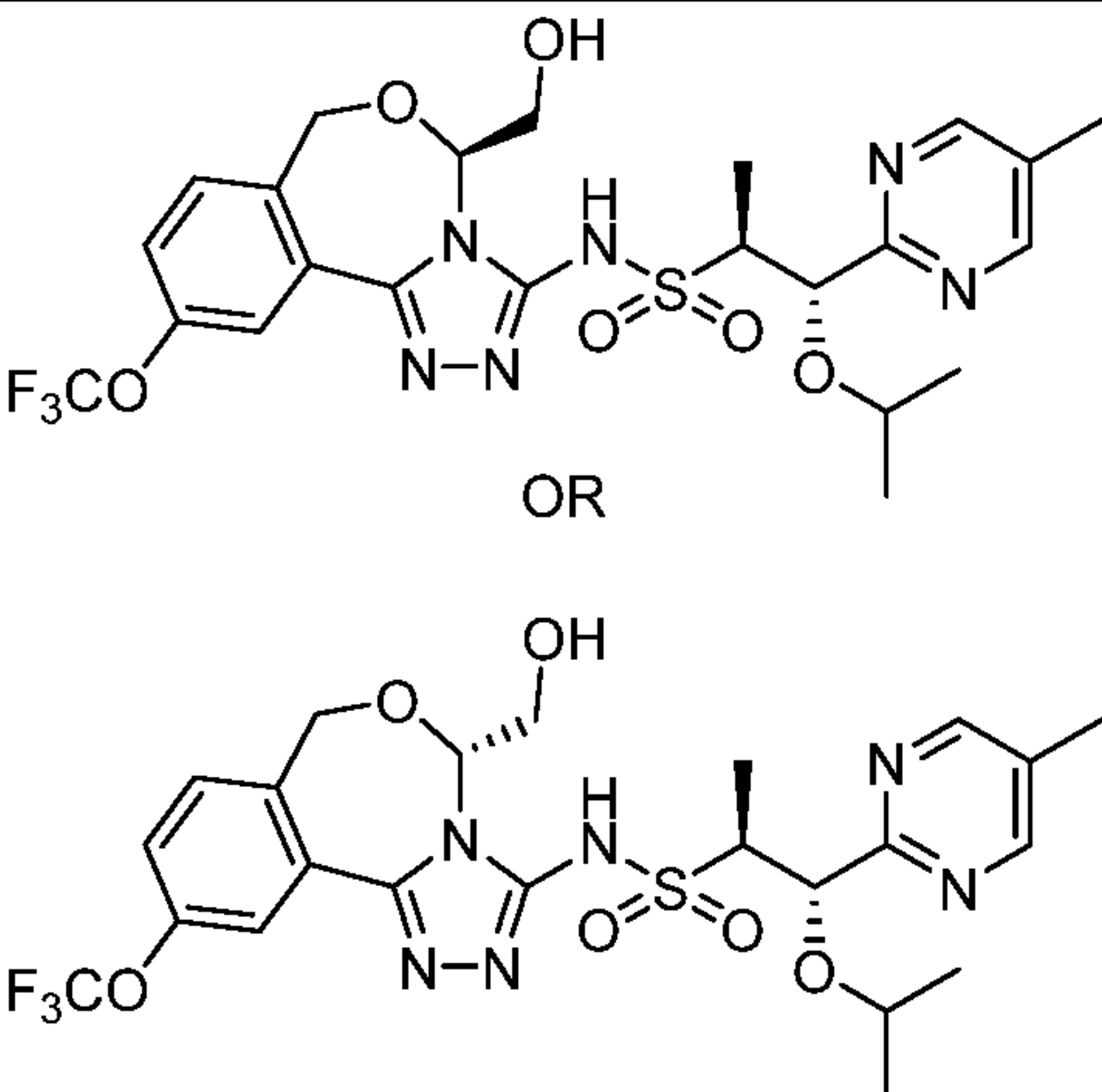
<p>150.0</p>	<p>(1S,2S)-N-((S)-5-(hydroxymethyl)-10-methoxy-5,6-dihydrobenzo[f][1,2,4]triazolo[4,3-d][1,4]oxazepin-3-yl)-1-isopropoxy-1-(5-methylpyrimidin-2-yl)propane-2-sulfonamide and (1S,2S)-N-((R)-5-(hydroxymethyl)-10-methoxy-5,6-dihydrobenzo[f][1,2,4]triazolo[4,3-d][1,4]oxazepin-3-yl)-1-isopropoxy-1-(5-methylpyrimidin-2-yl)propane-2-sulfonamide, Example 4.11. The sample was purified by SFC Chiralpak AS-H 2x25 cm 5 micron column, a mobile phase of 35% MeOH using a flowrate of 80 mL/min. This was the first peak to elute under these conditions.</p>	 <p>(1S,2S)-N-((5R)-5-(hydroxymethyl)-10-methoxy-5,6-dihydro[1,2,4]triazolo[4,3-d][1,4]benzoxazepin-3-yl)-1-(5-methyl-2-pyrimidinyl)-1-(2-propoxyloxy)-2-propanesulfonamide or (1S,2S)-N-((5S)-5-(hydroxymethyl)-10-methoxy-5,6-dihydro[1,2,4]triazolo[4,3-d][1,4]benzoxazepin-3-yl)-1-(5-methyl-2-pyrimidinyl)-1-(2-propoxyloxy)-2-propanesulfonamide.</p> <p>¹H NMR (500 MHz, DMSO-<i>d</i>₆) δ 12.87 - 13.34 (m, 1 H) 8.49 - 8.83 (m, 2 H) 7.62 (br s, 1 H) 6.93 - 7.22 (m, 2 H) 5.30 (t, <i>J</i>=5.5 Hz, 1 H) 4.83 - 4.88 (m, 1 H) 4.79 (dd, <i>J</i>=13.2, 3.1 Hz, 1 H) 4.26 - 4.35 (m, 1 H) 4.05 - 4.16 (m, 1 H) 3.74 - 3.85 (m, 4 H) 3.56 - 3.69 (m, 1 H) 3.51 (td, <i>J</i>=9.8, 6.1 Hz, 1 H) 3.21 - 3.29 (m, 1 H) 2.22 - 2.31 (m, 3 H) 0.95 - 1.04 (m, 6 H) 0.65 (d, <i>J</i>=6.1 Hz, 3 H). LC-MS-ESI (pos.) <i>m/z</i>: 519.2 (M+H)⁺.</p>
---------------------	--	---

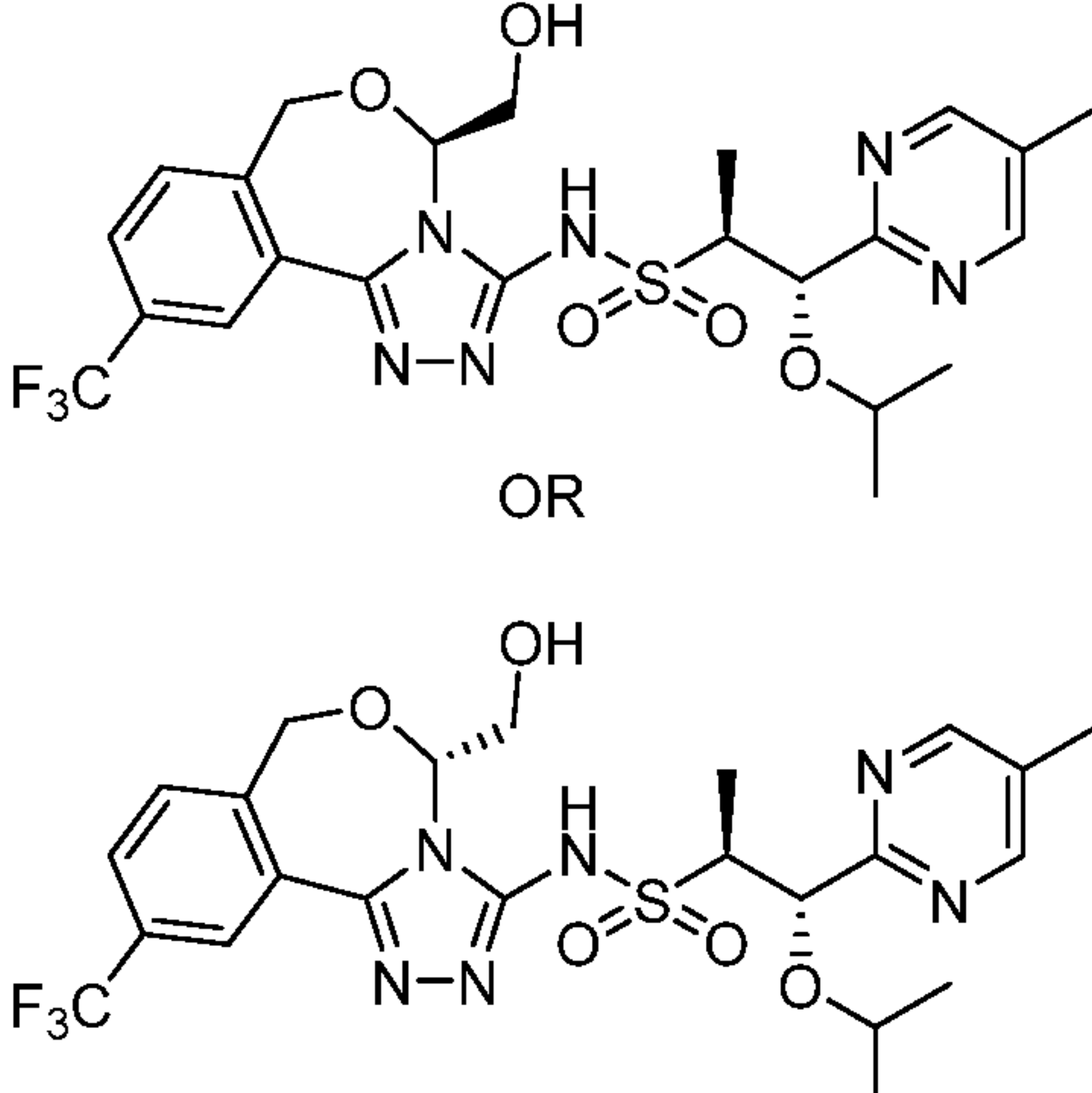
<p>151.0</p>	<p>(1S,2S)-N-((S)-5-(hydroxymethyl)-10-methoxy-5,6-dihydrobenzo[f][1,2,4]triazolo[4,3-d][1,4]oxazepin-3-yl)-1-isopropoxy-1-(5-methylpyrimidin-2-yl)propane-2-sulfonamide and (1S,2S)-N-((R)-5-(hydroxymethyl)-10-methoxy-5,6-dihydrobenzo[f][1,2,4]triazolo[4,3-d][1,4]oxazepin-3-yl)-1-isopropoxy-1-(5-methylpyrimidin-2-yl)propane-2-sulfonamide, Example 4.11. The sample was purified by SFC Chiralpak AS-H 2x25 cm 5 mic column, a mobile phase of 35% MeOH using a flowrate of 80 mL/min. This was the second peak to elute under these conditions.</p>	 <p>(1S,2S)-N-((5R)-5-(hydroxymethyl)-10-methoxy-5,6-dihydro[1,2,4]triazolo[4,3-d][1,4]benzoxazepin-3-yl)-1-(5-methyl-2-pyrimidinyl)-1-(2-propoxy)-2-propanesulfonamide or (1S,2S)-N-((5S)-5-(hydroxymethyl)-10-methoxy-5,6-dihydro[1,2,4]triazolo[4,3-d][1,4]benzoxazepin-3-yl)-1-(5-methyl-2-pyrimidinyl)-1-(2-propoxy)-2-propanesulfonamide.</p> <p>¹H NMR (500 MHz, DMSO-<i>d</i>₆) δ 13.00 - 13.25 (m, 1 H) 8.67 (s, 2 H) 7.62 (br s, 1 H) 6.95 - 7.23 (m, 2 H) 5.24 - 5.38 (m, 1 H) 4.83 - 4.88 (m, 1 H) 4.79 (dd, <i>J</i>=13.2, 2.9 Hz, 1 H) 4.26 - 4.35 (m, 1 H) 4.05 - 4.12 (m, 1 H) 3.75 - 3.81 (m, 3 H) 3.67 - 3.75 (m, 1 H) 3.51 - 3.62 (m, 2 H) 3.33 - 3.40 (m, 1 H) 2.24 - 2.30 (m, 3 H) 1.07 - 1.15 (m, 3 H) 0.96 - 1.02 (m, 3 H) 0.69 - 0.77 (m, 3 H). LC-MS-ESI (pos.) <i>m/z</i>: 519.2 (M+H)⁺.</p>
---------------------	--	---

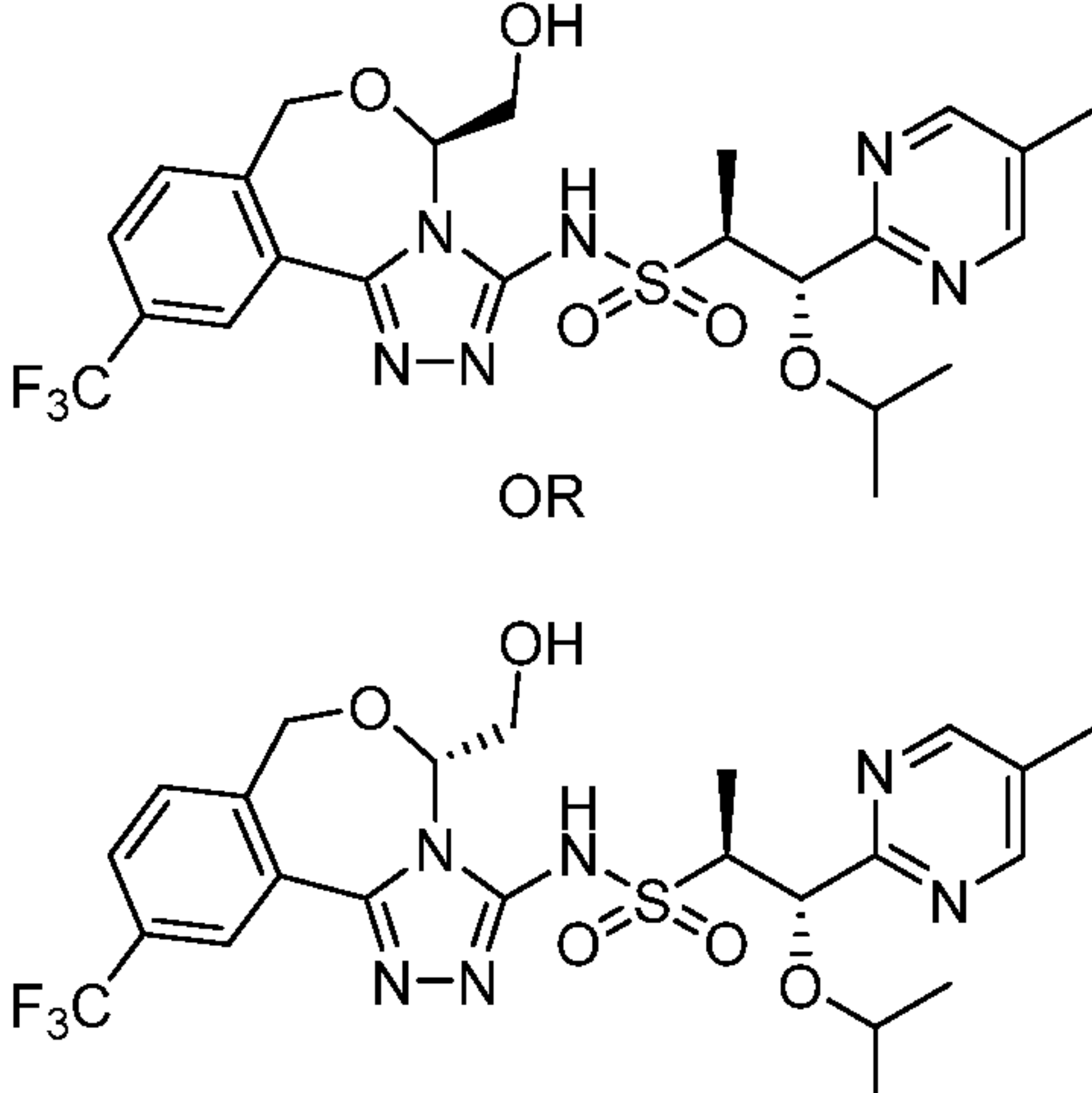
<p>152.0</p>	<p>5-isothiocyanato-2,2-dimethyl-1,3-dioxane (Example 1.1), (1S,2S)-1-isopropoxy-1-(5-methylpyrimidin-2-yl)propane-2-sulfonamide (Example 4.1), and 2-bromo-5-methoxybenzoic acid (commercially available from Sigma-Aldrich Inc.). The sample was purified by SFC using Chiralcel OJ-H 2x25 cm, 5 micron + Chiralcel OJ-H 2x15 cm, 5 micron columns, a mobile phase of 15% MeOH using a flowrate of 80 mL/min. This was the first peak to elute under these conditions.</p>	 <p>(1S,2S)-N-((5R)-10-methoxy-5-(methoxymethyl)-5,6-dihydro[1,2,4]triazolo[4,3-d][1,4]benzoxazepin-3-yl)-1-(5-methyl-2-pyrimidinyl)-1-(2-propoxy)-2-propanesulfonamide or (1S,2S)-N-((5S)-10-methoxy-5-(methoxymethyl)-5,6-dihydro[1,2,4]triazolo[4,3-d][1,4]benzoxazepin-3-yl)-1-(5-methyl-2-pyrimidinyl)-1-(2-propoxy)-2-propanesulfonamide.</p> <p>¹H NMR (500 MHz, DMSO-<i>d</i>₆) δ 13.02 - 13.30 (m, 1 H) 8.53 - 8.78 (m, 2 H) 7.60 (d, <i>J</i>=2.6 Hz, 1 H) 6.97 - 7.17 (m, 2 H) 4.81 (d, <i>J</i>=8.0 Hz, 1 H) 4.70 (dd, <i>J</i>=13.4, 3.0 Hz, 1 H) 4.41 - 4.51 (m, 1 H) 4.14 (br d, <i>J</i>=13.4 Hz, 1 H) 3.70 - 3.80 (m, 4 H) 3.50 - 3.66 (m, 2 H) 3.35 - 3.40 (m, 3 H) 3.25 - 3.30 (m, 1 H) 2.27 (s, 3 H) 0.99 (dd, <i>J</i>=6.5, Hz, 6 H) 0.64 (d, <i>J</i>=6.1 Hz, 3 H)</p> <p>LC-MS-ESI (pos.) <i>m/z</i>: 533.2 (M+H)⁺.</p>
---------------------	--	---

<p>153.0</p>	<p>5-isothiocyanato-2,2-dimethyl-1,3-dioxane (Example 1.1), (1<i>S</i>,2<i>S</i>)-1-isopropoxy-1-(5-methylpyrimidin-2-yl)propane-2-sulfonamide (Example 4.1), and 2-bromo-5-methoxybenzoic acid (commercially available from Sigma-Aldrich Inc.). The sample was purified by SFC using Chiralcel OJ-H 2x25 cm, 5 micron + Chiralcel OJ-H 2x15 cm, 5 micron columns, a mobile phase of 15% MeOH using a flowrate of 80 mL/min. This was the second peak to elute under these conditions.</p>	 <p>(1<i>S</i>,2<i>S</i>)-<i>N</i>-((5<i>R</i>)-10-methoxy-5-(methoxymethyl)-5,6-dihydro[1,2,4]triazolo[4,3-<i>d</i>][1,4]benzoxazepin-3-yl)-1-(5-methyl-2-pyrimidinyl)-1-(2-propoxy)-2-propanesulfonamide or (1<i>S</i>,2<i>S</i>)-<i>N</i>-((5<i>S</i>)-10-methoxy-5-(methoxymethyl)-5,6-dihydro[1,2,4]triazolo[4,3-<i>d</i>][1,4]benzoxazepin-3-yl)-1-(5-methyl-2-pyrimidinyl)-1-(2-propoxy)-2-propanesulfonamide.</p> <p>¹H NMR (500 MHz, DMSO-<i>d</i>₆) δ 13.02 - 13.30 (m, 1 H) 8.53 - 8.78 (m, 2 H) 7.60 (d, <i>J</i>=2.6 Hz, 1 H) 6.97 - 7.17 (m, 2 H) 4.81 (d, <i>J</i>=8.0 Hz, 1 H) 4.70 (dd, <i>J</i>=13.4, 3.0 Hz, 1 H) 4.41 - 4.51 (m, 1 H) 4.14 (br d, <i>J</i>=13.4 Hz, 1 H) 3.70 - 3.80 (m, 4 H) 3.50 - 3.66 (m, 2 H) 3.35 - 3.40 (m, 3 H) 3.25 - 3.30 (m, 1 H) 2.27 (s, 3 H) 0.99 (dd, <i>J</i>=6.5, 6 H) 0.64 (d, <i>J</i>=6.1 Hz, 3 H)</p> <p>LC-MS-ESI (pos.) <i>m/z</i>: 533.2 (M+H)⁺.</p>
---------------------	---	---

<p>154.0</p>	<p>5-isothiocyanato-2,2-dimethyl-1,3-dioxane (Example 1.1), (1S,2S)-1-isopropoxy-1-(5-methylpyrimidin-2-yl)propane-2-sulfonamide (Example 4.1), and 2-bromo-5-(trifluoromethoxy)benzoic acid (commercially available from Combi-Blocks Inc.). The sample was purified by SFC Chiralpak AD-H 2x15 cm 5 mic column, a mobile phase of 20% IPA using a flow rate of 80 mL/min.</p> <p>This was the first peak to elute under these conditions.</p>	 <p>(1S,2S)-N-((5R)-5-(hydroxymethyl)-10-(trifluoromethoxy)-5,6-dihydro[1,2,4]triazolo[4,3-d][1,4]benzoxazepin-3-yl)-1-(5-methyl-2-pyrimidinyl)-1-(2-propanyloxy)-2-propanesulfonamide or (1S,2S)-N-((5S)-5-(hydroxymethyl)-10-(trifluoromethoxy)-5,6-dihydro[1,2,4]triazolo[4,3-d][1,4]benzoxazepin-3-yl)-1-(5-methyl-2-pyrimidinyl)-1-(2-propanyloxy)-2-propanesulfonamide.</p> <p>¹H NMR (500 MHz, CDCl₃) δ 8.55 - 8.74 (m, 2 H) 8.07 - 8.26 (m, 1 H) 7.21 - 7.27 (m, 1 H) 7.09 - 7.18 (m, 1 H) 4.90 - 4.99 (m, 2 H) 4.65 - 4.73 (m, 1 H) 4.12 (d, <i>J</i>=13.4 Hz, 1 H) 3.92 - 4.07 (m, 2 H) 3.79 - 3.86 (m, 1 H) 3.50 - 3.57 (m, 1 H) 2.31 - 2.38 (m, 3 H) 1.43 - 1.51 (m, 3 H) 1.01 - 1.16 (m, 3 H) 0.77 - 0.91 (m, 3 H).</p> <p>LC-MS-ESI (pos.) <i>m/z</i>: 573.2 (M+H)⁺.</p>
---------------------	---	---

<p>155.0</p>	<p>5-isothiocyanato-2,2-dimethyl-1,3-dioxane (Example 1.1), (1S,2S)-1-isopropoxy-1-(5-methylpyrimidin-2-yl)propane-2-sulfonamide (Example 4.1), and 2-bromo-5-(trifluoromethoxy)benzoic acid (commercially available from Combi-Blocks Inc.). The sample was purified by SFC Chiralpak AD-H 2x15 cm 5 mic column, a mobile phase of 20% IPA using a flowrate of 80 mL/min. This was the second peak to elute under these conditions.</p>	<div style="text-align: center;">  <p>OR</p> </div> <p>(1S,2S)-N-((5R)-5-(hydroxymethyl)-10-(trifluoromethoxy)-5,6-dihydro[1,2,4]triazolo[4,3-d][1,4]benzoxazepin-3-yl)-1-(5-methyl-2-pyrimidinyl)-1-(2-propanyloxy)-2-propanesulfonamide or (1S,2S)-N-((5S)-5-(hydroxymethyl)-10-(trifluoromethoxy)-5,6-dihydro[1,2,4]triazolo[4,3-d][1,4]benzoxazepin-3-yl)-1-(5-methyl-2-pyrimidinyl)-1-(2-propanyloxy)-2-propanesulfonamide.</p> <p>¹H NMR (500 MHz, CDCl₃) δ 8.58 - 8.78 (m, 2 H) 8.15 - 8.30 (m, 1 H) 7.23 - 7.27 (m, 1 H) 7.14 (d, <i>J</i>=9.0 Hz, 1 H) 4.86 - 4.94 (m, 2 H) 4.72 - 4.78 (m, 1 H) 4.12 (d, <i>J</i>=13.1 Hz, 1 H) 3.99 - 4.09 (m, 2 H) 3.75 - 3.84 (m, 1 H) 3.52 - 3.63 (m, 1 H) 2.34 - 2.40 (m, 3 H) 1.57 - 1.65 (m, 3 H) 1.03 - 1.09 (m, 3 H) 0.82 - 0.89 (m, 3 H). LC-MS-ESI (pos.) <i>m/z</i>: 573.2 (M+H)⁺.</p>
---------------------	--	---

<p>156.0</p>	<p>5-isothiocyanato-2,2-dimethyl-1,3-dioxane (Example 1.1), (1S,2S)-1-isopropoxy-1-(5-methylpyrimidin-2-yl)propane-2-sulfonamide (Example 4.1), and 2-bromo-5-(trifluoromethyl)benzoic acid (commercially available from Enamine). The sample was purified by SFC using Chiralcel OZ-H 2x25 cm, 5 micron + Chiralcel OZ-H 2x25 cm, 5 micron columns, a mobile phase of 35% MeOH using a flowrate of 70 mL/min. This was the first peak to elute under these conditions.</p>	 <p>(1S,2S)-N-((R)-5-(hydroxymethyl)-10-(trifluoromethyl)-5,6-dihydrobenzo[f][1,2,4]triazolo[4,3-d][1,4]oxazepin-3-yl)-1-isopropoxy-1-(5-methylpyrimidin-2-yl)propane-2-sulfonamide or (1S,2S)-N-((S)-5-(hydroxymethyl)-10-(trifluoromethyl)-5,6-dihydrobenzo[f][1,2,4]triazolo[4,3-d][1,4]oxazepin-3-yl)-1-isopropoxy-1-(5-methylpyrimidin-2-yl)propane-2-sulfonamide.</p> <p>¹H NMR (500 MHz, CDCl₃) δ 8.65 - 8.68 (m, 1 H) 8.63 - 8.65 (m, 2 H) 7.62 (dd, <i>J</i>=8.8, 2.1 Hz, 1 H) 7.23 (d, <i>J</i>=8.7 Hz, 1 H) 4.93 - 5.01 (m, 2 H) 4.76 - 4.82 (m, 1 H) 4.18 (d, <i>J</i>=13.1 Hz, 1 H) 4.04 (t, <i>J</i>=5.6 Hz, 2 H) 3.80 - 3.89 (m, 1 H) 3.47 - 3.57 (m, 1 H) 2.36 (s, 3 H) 1.44 - 1.51 (m, 3 H) 1.10 (d, <i>J</i>=6.1 Hz, 3 H) 0.87 (d, <i>J</i>=6.2 Hz, 3 H). LC-MS-ESI (pos.) <i>m/z</i>: 557.0 (M+H)⁺.</p>
---------------------	---	---

<p>157.0</p>	<p>5-isothiocyanato-2,2-dimethyl-1,3-dioxane (Example 1.1), (1S,2S)-1-isopropoxy-1-(5-methylpyrimidin-2-yl)propane-2-sulfonamide (Example 4.1), and 2-bromo-5-(trifluoromethyl)benzoic acid (commercially available from Enamine). The sample was purified by SFC using Chiralcel OZ-H 2x25 cm, 5 micron + Chiralcel OZ-H 2x25 cm, 5 micron columns, a mobile phase of 35% MeOH using a flowrate of 70 mL/min. This was the second peak to elute under these conditions.</p>	 <p>(1S,2S)-N-((R)-5-(hydroxymethyl)-10-(trifluoromethyl)-5,6-dihydrobenzo[f][1,2,4]triazolo[4,3-d][1,4]oxazepin-3-yl)-1-isopropoxy-1-(5-methylpyrimidin-2-yl)propane-2-sulfonamide or (1S,2S)-N-((S)-5-(hydroxymethyl)-10-(trifluoromethyl)-5,6-dihydrobenzo[f][1,2,4]triazolo[4,3-d][1,4]oxazepin-3-yl)-1-isopropoxy-1-(5-methylpyrimidin-2-yl)propane-2-sulfonamide.</p> <p>¹H NMR (500 MHz, CDCl₃) δ 13.13 - 13.80 (m, 1 H) 8.62 - 8.79 (m, 3 H) 7.51 - 7.70 (m, 1 H) 7.16 - 7.27 (m, 1 H) 4.78 - 4.97 (m, 3 H) 4.18 (d, <i>J</i>=13.4 Hz, 1 H) 4.00 - 4.09 (m, 2 H) 3.74 - 3.86 (m, 1 H) 3.51 - 3.65 (m, 1 H) 2.92 - 3.16 (m, 1 H) 2.34 - 2.45 (m, 3 H) 1.56 - 1.71 (m, 3 H) 1.03 - 1.15 (m, 3 H) 0.81 - 0.89 (m, 3 H). LC-MS-ESI (pos.) <i>m/z</i>: 557.0 (M+H)⁺.</p>
---------------------	--	--

[0325] **Biological Activity**

[0326] **[³⁵S]GTP_γS Binding**

[0327] The human APJ receptor was cloned by polymerase chain reaction and the gene encoding the receptor was subcloned in pFLAG-CMVTM-3 expression vector (Sigma, Saint Louis, MO USA) in-house at Amgen. A GTP_γS binding assay was performed on membranes prepared from CHO cells stably expressing human APJ

receptor. The optimum experimental conditions for the concentrations of GDP, MgCl₂, and NaCl in the assay buffer were initially determined. The assay was performed in 9 μL assay buffer [20 mM HEPES, pH 7.5, 5 mM MgCl₂, 100 mM NaCl and 0.1% (w/v) BSA], 1 μL of diluted test compound (starting with 0.75 mM, 2-fold serial dilution with DMSO, total 22 points), 10 μL of 18 μM GDP (final concentration of 3 μM GDP), 20 μL of 0.25 μg/mL membrane protein expressing human APJ receptor captured with WGA PS beads (final concentration of 5 μg per well), and 20 μL of 0.3 nM [³⁵S]GTPγS (final concentration is 0.1 nM [³⁵S]GTPγS)(Perkin Elmer Life and Analytical Sciences, Waltham USA). One column of the plate was 1 μL of DMSO as background and another column of the plate was 1 μL of 180 μM Pyr-Apelin-13 which was used as control at a final concentration of 3 μM. Incubation was at RT for 90 min and the microplate was read using a ViewLux™ ultra HTS Microplate Imager (PerkinElmer, Inc.). All the results presented are means of several independent experiments and analyzed by non-linear regression methods using the commercially available program Prism (GraphPad, San Diego, CA) providing the EC₅₀ values detailed in Table 13.

[0328] **Evidence for load independent inotropic effects with APJ agonists using ex vivo assay (isolated perfused rat hearts)**

[0329] Naive Sprague Dawley[®] SD rats (Harlan laboratories (Livermore, CA USA)) are anaesthetized and hearts are excised followed by cannulation in the Langendorff apparatus (Harvard apparatus, Holliston, MA USA) via aorta. The heart is perfused retrograde with modified oxygenated Krebs-Henseleit buffer (Skrzypiec-Spring M et al., (2007) J. Pharmacol Toxicol Methods 55: 113-126). The pressure of the solution causes the aortic valve to shut and the perfusate is then forced into the ostium and the coronary vessels. This allows the heart to beat for several h. A balloon is inserted into the left ventricle (LV) to measure dP/dt_{max} (derivative of left ventricular pressure) as an index of cardiac contractility. The APJ agonist is perfused constantly in a dose dependent manner into the heart to examine cardiac contractility. Administration of APJ agonist shows a dose-dependent increase in inotropic and lusitropic effects at varying degrees. APJ agonists of the present invention will show improvement in cardiac contractility and relaxation when perfused into the heart as described above.

[0330] **Evidence for improvement in cardiac contractility in vivo in heart failure rat model**

[0331] Based on ex vivo findings in isolated heart assay, APJ agonists are dosed in vivo to investigate the translation of cardiac contractility in in vivo settings. Male Lewis rats (Charles River, USA) at 2-3 months of age are used for the study. Heart failure is induced by permanent ligation of the left descending coronary artery which results in injury to the heart with an ejection fraction of <35%. APJ agonists are administered dose dependently acutely for a period of 30 min. Administration of APJ agonists lead to an increase in cardiac contractility as measured by dp/dt_{max} (derivative of left ventricular pressure).

[0332] The following table includes biological activity data obtained using the procedures and assays set forth above for the Example compounds described herein.

Table 13. Biological Activity Information for Example Compounds.

Example	Activity hAPJ SPA EC ₅₀ IP (μM)
1.0	0.12
2.0	0.77
3.0	0.49
4.0	0.017
5.0	0.13
6.0	2.3
7.0	0.25
8.0	0.27
9.0	1.6
10.0	0.79
11.0	0.041
12.0	1.2
13.0	0.37
14.0	0.40
15.0	0.037
16.0	1.7
17.0	1.0
18.0	0.64
19.0	0.99
20.0	0.99
21.0	3.4
22.0	0.36

23.0	0.037
24.0	0.26
25.0	0.028
26.0	0.46
27.0	0.49
28.0	0.17
29.0	0.64
30.0	0.46
31.0	0.72
32.0	0.14
33.0	0.015
34.0	0.18
35.0	0.18
36.0	1.8
37.0	0.030
38.0	0.064
39.0	0.0080
40.0	0.086
41.0	0.044
42.0	4.1
43.0	1.2
44.0	0.015
45.0	0.16
46.0	----
47.0	> 12.5
48.0	> 12.5
49.0	0.098
50.0	0.012
51.0	0.0086
52.0	>12.5
53.0	0.22
56.0	2.2
57.0	>12.5
58.0	2.1
59.0	1.2
60.0	0.85

61.0	0.44
62.0	0.021
63.0	0.80
64.0	0.64
65.0	1.2
66.0	0.76
67.0	0.25
68.0	3.9
69.0	0.23
70.0	1.21
71.0	prophetic
72.0	prophetic
73.0	prophetic
74.0	prophetic
75.0	prophetic
76.0	prophetic
77.0	prophetic
78.0	prophetic
79.0	prophetic
80.0	prophetic
81.0	prophetic
82.0	prophetic
83.0	prophetic
84.0	prophetic
85.0	prophetic
86.0	prophetic
87.0	prophetic
88.0	prophetic
89.0	prophetic
90.0	prophetic
91.0	prophetic
92.0	prophetic
93.0	prophetic
94.0	prophetic
95.0	prophetic
96.0	prophetic

97.0	prophetic
98.0	prophetic
99.0	prophetic
100.0	prophetic
101.0	prophetic
102.0	prophetic
103.0	prophetic
104.0	prophetic
105.0	prophetic
106.0	prophetic
107.0	prophetic
108.0	prophetic
109.0	prophetic
110.0	prophetic
111.0	prophetic
112.0	prophetic
113.0	prophetic
114.0	prophetic
115.0	prophetic
116.0	prophetic
117.0	prophetic
118.0	prophetic
119.0	prophetic
120.0	prophetic
121.0	prophetic
122.0	prophetic
123.0	prophetic
124.0	prophetic
125.0	prophetic
126.0	prophetic
127.0	prophetic
128.0	prophetic
129.0	prophetic
130.0	prophetic
131.0	prophetic
132.0	prophetic

133.0	prophetic
134.0	prophetic
135.0	prophetic
136.0	prophetic
137.0	prophetic
138.0	prophetic
139.0	prophetic
140.0	prophetic
141.0	prophetic
142.0	prophetic
143.0	prophetic
144.0	prophetic
145.0	prophetic
147.0	prophetic
148.0	prophetic
150.0	1.88
151.0	1.27
152.0	0.037
153.0	0.25
154.0	> 12.5
155.0	> 12.5
156.0	2.11
157.0	> 12.5

[0333] APJ is a G-protein coupled receptor that is closely related to the Angiotensin II Type 1 receptor (AT1R) with 50% homology in the transmembrane domain. Apelin is a known endogenous ligand for APJ and recently another ligand named ELABELA has been identified as another potential ligand for the APJ receptor (Tatemoto, K. et al., *Biochem. Biophys. Res. Commun.*, 251, pp. 471-476 (1998); Pauli, A. et al., *Science*, 343, pp. 1248636 (2014)). Since its discovery, there is accumulating evidence indicating the role of the apelin-APJ receptor in the pathophysiology of cardiovascular diseases. Pre-clinical and clinical studies have shown that acute infusion of apelin or APJ agonists improve cardiac function under heart failure settings (Berry, M. F., et al., *Circulation*, 110(11) pp. 1187-1193 (2004); Japp, A. G. et al., *Circulation*, 121, pp. 1818-1827 (2010)).

[0334] A key emerging aspect of the apelin-APJ system is its interaction with the renin-angiotensin system. Apelin is also known to counter-regulate the vasoconstriction actions of AngII. Apelin knockout mice show a strong increased vasopressor response to AngII indicating that the apelin/APJ system exerts the hypotensive effect in vivo against the pressor action of AngII. In addition, the apelin activated APJ pathway inhibited angiotensin-mediated formation of atherosclerosis through interaction with the AT1R (Chun, H. J., et al., *J. Clin. Invest.*, 118, pp. 3343-3354 (2008), Siddiquee, K. et al., *J. Hypertens.*, 29, pp. 724-731 (2011), Sun, X. et al., *Hypertens. Res.*, 34, pp. 701-706 (2011)). This could be mediated by convergence of two independent intracellular signaling pathways or via direct physical interaction of APJ with AT1R to form a heterodimer. Siddiquee et al. showed that the AngII signaling is antagonized through apelin-dependent heterodimerization and APJ mediated negative allosteric modulation of AT1R function (Siddiquee, K. et al., *Br. J. Pharmacol.*, 168, pp. 1104-1117 (2013)).

[0335] We were interested to understand if the heterodimerization of APJ-AT1R upon activation by APJ agonists would have any beneficial outcome clinically in heart failure patients considering most of these patients are on standard of care drugs such as angiotensin blockers (angiotensin II receptor antagonists or angiotensin receptor blockers (ARBs)) and angiotensin converting enzyme (ACE) inhibitors. In order to explore the cross-talk between APJ and the AT1R receptor, we examined IP1 signaling mediated by AT1R upon activation with APJ agonists. Surprisingly and contrary to the findings by Siddique et al., activation of the APJ pathway resulted in positive cooperativity of AngII by shifting its potency to the left and also increasing the efficacy of the IP response (see methods and results section below). Conversely, blocking the AT1R receptor by an ARB such as losartan relieved the inhibition of the APJ receptor and up regulates its signaling which is observed as synergistic effects in both ex-vivo and in vivo studies. This work establishes a new paradigm for cross-talk interaction/heterodimerization between APJ & AT1R which might have implications for approaches to pharmacological interventions in heart failure populations.

[0336] The interaction between acetyl cholinesterase (ACE2) and Apelin biology is complicated. To investigate the interaction between the Apelin-APJ and ACE signaling pathways, we examined the improvement in cardiac function with APJ small molecule agonists in the presence of ACE inhibitor captopril in heart failure rats in vivo. Captopril alone, under acute settings, does not show a marked improvement in

contractility or ejection fraction acutely. However, in the presence of an APJ agonist, there was a shift in potency to the left with marked improvement in contractility and ejection fraction without changes in heart rate. These findings provide a new reference for the understanding of the regulation of ACE2 for the renin angiotensin aldosterone system (RAAS), independent of AT1R signaling and offer new potential drug targets for the treatment of diseases such as hypertension and heart failure. This work clearly establishes that combination of an agonist of the APJ receptor with an ARB such as losartan and/or with an ACE inhibitor such as captopril which may play an important role in providing greater efficacy in treating heart failure patients, for example in improving contractility and ejection fraction without changing the heart rate.

[0337] **Evidence for Allosteric Interaction between APJ and AT1R using IP assay**

[0338] **Methods**

[0339] Single and double stable recombinant cell lines were generated for human APJ and the AT1R receptor in CHO K1 cells tagged either with FLAG or hemagglutinin (HA) tag. Briefly, the CHO-K1 APJ/AT1R cells were seeded in culture medium of DMEM-F12 and 10% FBS at a density of 15k/well in a 96 well plate overnight. The next day, the culture medium was replaced with medium containing no serum for 4 h. The compound AngII at a range of concentrations (1 pM-10 μ M) with or without different concentrations of APJ agonists were diluted in stimulation buffer and added to the cell plate. The plate was sealed and incubated for 1 h. This was followed by addition of IP-d2 conjugate followed by europium cryptate antibody conjugate into the wells. The plate was sealed, followed with incubation for 2 h at room temperature. Time-resolved fluorescence resonance energy (TR-FRET) at 620 nm and 665 nm was measured after 2 h with an Envision reader. The signal ratios and delta F were calculated and the amount of IP1 produced was inversely proportional to the TR-FRET ratio, 665/620 nm.

[0340] **Results**

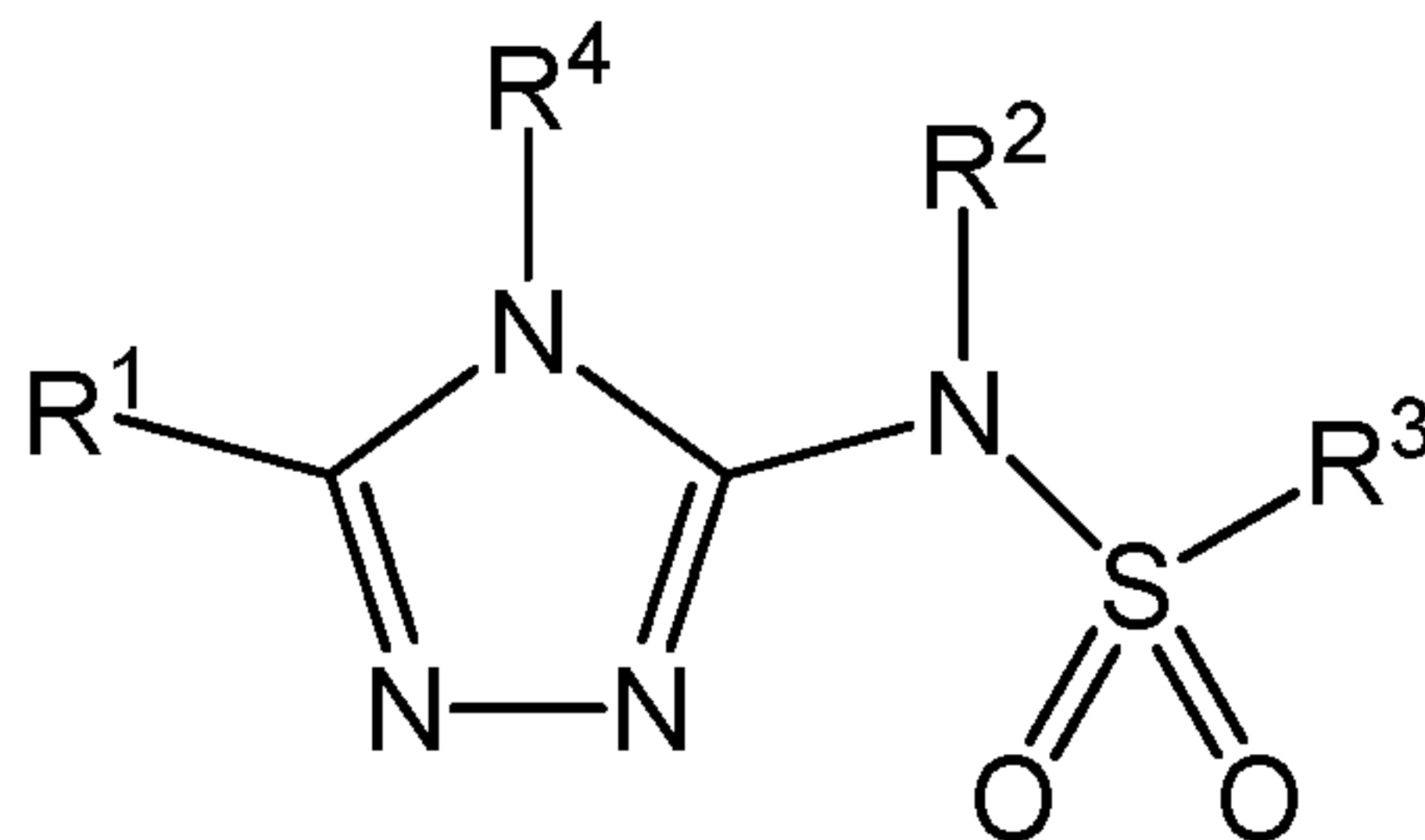
[0341] In cells expressing both APJ and the AT1R receptor, addition of APJ agonists at different concentrations increased the maximal response of AngII and also shifted the potency to the left. The increase in IP1 response reached a maximal effect both in potency and Emax indicating a ceiling effect which is a hallmark for allosteric cooperativity between the AT1R and APJ receptor (FIG. 1). However, this effect of cooperativity was not observed in either APJ or AT1R recombinant stable cell lines

indicating that there is functional cross-talk between the two receptors through physical interaction or with downstream effectors (FIG. 2 and FIG. 3). Based on the above findings of cooperativity, we rationalized that if an APJ agonist can induce heterodimerization of APJ with AT1R, blocking the AT1R with losartan would enhance the activation of APJ upon addition of small molecule agonists. We observed that APJ small molecule agonists induced positive cooperativity in the presence of AngII and addition of losartan relieved this cooperativity and resulted in synergistic effects of enhancing the efficacy of the APJ receptor. This work clearly establishes that combination of an agonist of the APJ receptor with an ARB such as losartan or an ACE inhibitor such as captopril may play an important role in providing greater efficacy in treatment of heart failure patients.

[0342] All publications and patent applications cited in this specification are hereby incorporated by reference herein in their entireties and for all purposes as if each individual publication or patent application were specifically and individually indicated as being incorporated by reference and as if each reference was fully set forth in its entirety. Although the foregoing invention has been described in some detail by way of illustration and example for purposes of clarity of understanding, it will be readily apparent to those of ordinary skill in the art in light of the teachings of this invention that certain changes and modifications may be made thereto without departing from the spirit or scope of the appended claims.

WHAT IS CLAIMED:

1. A compound of Formula I:



I

or a pharmaceutically acceptable salt thereof, a tautomer thereof, a pharmaceutically acceptable salt of the tautomer, or a mixture thereof,

wherein:

R^1 and R^4 together with the C and N atoms of the triazole to which they are attached join to form a B ring, wherein the B ring is a 5 to 10 membered saturated or partially unsaturated ring that includes 0, 1, 2, or 3 heteroatoms independently selected from N, O, and S in addition to the N atom of the triazole that bears the R^4 substituent, wherein the B ring is substituted with 0, 1, 2, or 3 R^B substituents; and further wherein the 5 to 10 membered B ring is fused to a C ring, wherein the C ring is selected from a phenyl ring, a 5 or 6 membered heteroaryl ring that includes 1, 2, or 3 heteroatoms independently selected from N, O, or S, a 5 to 7 membered heterocyclyl ring that includes 1, 2, or 3 heteroatoms independently selected from N, O, or S, or a C_4 to C_8 cycloalkyl ring, wherein the C ring is substituted with 0, 1, 2, or 3 R^C substituents;

R^B is independently selected from -F, -Cl, -Br, -I, - C_1 - C_6 alkyl, - C_1 - C_6 haloalkyl, - C_1 - C_6 perhaloalkyl, -(C_1 - C_6 alkyl)-OH, -(C_1 - C_6 alkyl)-O-(C_1 - C_6 alkyl), -(C_1 - C_6 alkyl)-O-(C_1 - C_6 haloalkyl), -(C_1 - C_6 alkyl)-O-(C_1 - C_6 perhaloalkyl), = CH_2 , =O, -CN, -OH, -O-(C_1 - C_6 alkyl), -O-(C_1 - C_6 haloalkyl), -O-(C_1 - C_6 perhaloalkyl), - C_2 - C_6 alkenyl, -O-(C_1 - C_6 alkyl)-OH, -O-(C_1 - C_6 alkyl)-O-(C_1 - C_6 alkyl), -O-(C_1 - C_6 haloalkyl)-OH, -O-(C_1 - C_6 haloalkyl)-O-(C_1 - C_6 alkyl), -O-(C_1 - C_6 perhaloalkyl)-OH, -O-(C_1 - C_6 perhaloalkyl)-O-(C_1 - C_6 alkyl), - NH_2 , - NH (C_1 - C_6 alkyl), - N (C_1 - C_6 alkyl) $_2$, - C (=O)-(C_1 - C_6 alkyl), - C (=O)OH, - C (=O)-O-(C_1 - C_6 alkyl), - C (=O) NH_2 , - C (=O) NH (C_1 - C_6 alkyl), - C (=O) N (C_1 - C_6 alkyl) $_2$, - NHS (=O) $_2$ -(C_1 - C_6 alkyl), - S (=O) $_2$ -(C_1 - C_6 alkyl), -(C_1 - C_6 alkyl)-O-phenyl, phenyl, -(C_1 - C_6 alkyl)-O-heteroaryl, or heteroaryl, wherein the phenyl groups of the -(C_1 - C_6 alkyl)-O-phenyl and phenyl R^B groups may be unsubstituted or may be substituted with 1, 2, or 3 R^B

substituents, and further wherein the heteroaryl groups of the $-(C_1-C_6 \text{ alkyl})-O-$ heteroaryl and heteroaryl R^B groups are monocyclic and include 5 or 6 ring members containing 1, 2, or 3 heteroatoms independently selected from N, O, or S, and further wherein the heteroaryl groups of the $-(C_1-C_6 \text{ alkyl})-O-$ heteroaryl and heteroaryl R^B groups are unsubstituted or are substituted with 1, 2, or 3 R^B substituents;

R^B is independently selected from -F, -Cl, -Br, -I, $-C_1-C_6$ alkyl, $-C_1-C_6$ haloalkyl, $-C_1-C_6$ perhaloalkyl, $-(C_1-C_6 \text{ alkyl})-O-(C_1-C_6 \text{ alkyl})$, -CN, -OH, $-O-(C_1-C_6 \text{ alkyl})$, $-O-(C_1-C_6 \text{ haloalkyl})$, $-O-(C_1-C_6 \text{ perhaloalkyl})$, $-C_2-C_6$ alkenyl, $-O-(C_1-C_6 \text{ alkyl})-OH$, $-O-(C_1-C_6 \text{ alkyl})-O-(C_1-C_6 \text{ alkyl})$, $-O-(C_1-C_6 \text{ haloalkyl})-OH$, $-O-(C_1-C_6 \text{ haloalkyl})-O-(C_1-C_6 \text{ alkyl})$, $-O-(C_1-C_6 \text{ perhaloalkyl})-OH$, $-O-(C_1-C_6 \text{ perhaloalkyl})-O-(C_1-C_6 \text{ alkyl})$, $-NH_2$, $-NH(C_1-C_6 \text{ alkyl})$, $-N(C_1-C_6 \text{ alkyl})_2$, $-C(=O)-(C_1-C_6 \text{ alkyl})$, $-C(=O)OH$, $-C(=O)-O-(C_1-C_6 \text{ alkyl})$, $-C(=O)NH_2$, $-C(=O)NH(C_1-C_6 \text{ alkyl})$, $-C(=O)N(C_1-C_6 \text{ alkyl})_2$, $-NHS(=O)_2-(C_1-C_6 \text{ alkyl})$, or $-S(=O)_2-(C_1-C_6 \text{ alkyl})$;

R^C is independently selected from -F, -Cl, -Br, -I, $-C_1-C_6$ alkyl, $-C_1-C_6$ haloalkyl, $-C_1-C_6$ perhaloalkyl, $-(C_1-C_6 \text{ alkyl})-O-(C_1-C_6 \text{ alkyl})$, -CN, -OH, $-O-(C_1-C_6 \text{ alkyl})$, $-O-(C_1-C_6 \text{ haloalkyl})$, $-O-(C_1-C_6 \text{ perhaloalkyl})$, $-C_2-C_6$ alkenyl, $-O-(C_1-C_6 \text{ alkyl})-OH$, $-O-(C_1-C_6 \text{ alkyl})-O-(C_1-C_6 \text{ alkyl})$, $-O-(C_1-C_6 \text{ haloalkyl})-OH$, $-O-(C_1-C_6 \text{ haloalkyl})-O-(C_1-C_6 \text{ alkyl})$, $-O-(C_1-C_6 \text{ perhaloalkyl})-OH$, $-O-(C_1-C_6 \text{ perhaloalkyl})-O-(C_1-C_6 \text{ alkyl})$, $-NH_2$, $-NH(C_1-C_6 \text{ alkyl})$, $-N(C_1-C_6 \text{ alkyl})_2$, $-C(=O)-(C_1-C_6 \text{ alkyl})$, $-C(=O)OH$, $-C(=O)-O-(C_1-C_6 \text{ alkyl})$, $-C(=O)NH_2$, $-C(=O)NH(C_1-C_6 \text{ alkyl})$, $-C(=O)N(C_1-C_6 \text{ alkyl})_2$, $-NHS(=O)_2-(C_1-C_6 \text{ alkyl})$, or $-S(=O)_2-(C_1-C_6 \text{ alkyl})$;

R^2 is selected from -H, or C_1-C_4 alkyl;

R^3 is selected from a group of formula $-(CR^{3b}R^{3c})-Q$, a group of formula $-(CR^{3d}R^{3e})-(CR^{3f}R^{3g})-Q$, or a group of formula $-(\text{heterocyclyl})-Q$, wherein the heterocyclyl of the $-(\text{heterocyclyl})-Q$ group has 5 to 7 ring members of which 1, 2, or 3 are heteroatoms independently selected from N, O, or S and is unsubstituted or is substituted with 1, 2, or 3 R^{3h} substituents;

R^{3b} and R^{3c} are independently selected from -H, -F, -Cl, -CN, $-C_1-C_6$ alkyl, $-C_1-C_6$ haloalkyl, $-C_1-C_6$ perhaloalkyl, -OH, $-O-(C_1-C_6 \text{ alkyl})$, $-O-(C_1-C_6 \text{ haloalkyl})$, $-O-(C_1-C_6 \text{ perhaloalkyl})$, $-O-(C_1-C_6 \text{ alkyl})-OH$, $-O-(C_1-C_6 \text{ alkyl})-O-(C_1-C_6 \text{ alkyl})$, $-NH_2$, $-NH(C_1-C_6 \text{ alkyl})$, or $-N(C_1-C_6 \text{ alkyl})_2$;

R^{3d} and R^{3e} are independently selected from -H, -F, -Cl, -CN, $-C_1-C_6$ alkyl, $-C_1-C_6$ haloalkyl, $-C_1-C_6$ perhaloalkyl, -OH, $-(C_1-C_6 \text{ alkyl})-OH$, $-(C_1-C_6 \text{ alkyl})-O-(C_1-C_6 \text{ alkyl})$, $-(C_1-C_6 \text{ alkyl})-O-(C_1-C_6 \text{ alkyl})$ -phenyl, $-O-(C_1-C_6 \text{ alkyl})$, $-O-(C_1-C_6 \text{ haloalkyl})$, $-O-$

(C₁-C₆ perhaloalkyl), -O-(C₁-C₆ alkyl)-OH, -O-(C₁-C₆ alkyl)-O-(C₁-C₆ alkyl), -NH₂, -NH(C₁-C₆ alkyl), or -N(C₁-C₆ alkyl)₂;

R^{3f} and R^{3g} are independently selected from -H, -F, -Cl, -CN, -C₁-C₆ alkyl, -C₁-C₆ haloalkyl, -C₁-C₆ perhaloalkyl, -OH, -(C₁-C₆ alkyl)-OH, -(C₁-C₆ alkyl)-O-(C₁-C₆ alkyl), -O-(C₁-C₆ alkyl), -O-(C₁-C₆ haloalkyl), -O-(C₁-C₆ perhaloalkyl), -O-(C₂-C₆ alkenyl), -O-(C₁-C₆ alkyl)-OH, -O-(C₁-C₆ alkyl)-O-(C₁-C₆ alkyl), -NH₂, -NH(C₁-C₆ alkyl), or -N(C₁-C₆ alkyl)₂;

R^{3h} in each instance is independently selected from -F, -Cl, -CN, -C₁-C₆ alkyl, -C₁-C₆ haloalkyl, -C₁-C₆ perhaloalkyl, -OH, -O-(C₁-C₆ alkyl), -O-(C₁-C₆ haloalkyl), -O-(C₁-C₆ perhaloalkyl), -O-(C₁-C₆ alkyl)-OH, -O-(C₁-C₆ alkyl)-O-(C₁-C₆ alkyl), -NH₂, -NH(C₁-C₆ alkyl), -N(C₁-C₆ alkyl)₂, -C(=O)-(C₁-C₆ alkyl), -C(=O)-(C₃-C₆ cycloalkyl), -C(=O)-O-(C₁-C₆ alkyl), oxo, or -C(=O)-(heterocyclyl), wherein the heterocyclyl group of the R^h -C(=O)-(heterocyclyl) has 5 or 6 ring members of which 1 or 2 are heteroatoms independently selected from N, or S or has 3 or 4 ring members of which 1 is a heteroatom selected from N, O, or S;

Q is a monocyclic or bicyclic C₆-C₁₀ aryl group, a monocyclic or bicyclic heteroaryl group with 5 to 10 ring members containing 1, 2, or 3 heteroatoms independently selected from N, O, or S, a C₃-C₈ cycloalkyl group, a 3 to 10 membered heterocyclyl group containing 1, 2, or 3 heteroatoms independently selected from N, O, or S, wherein the C₆-C₁₀ aryl, the heteroaryl, the cycloalkyl, and the heterocyclyl Q groups are unsubstituted or are substituted with 1, 2, 3, or 4 R^Q substituents; and further wherein the Q heterocyclyl group may additionally be substituted with 1 or 2 oxo substituents, and the Q heteroaryl group may include an N-oxide if the heteroaryl includes a N heteroatom; and

R^Q in each instance is independently selected from -F, -Cl, -Br, -I, -CN, -C₁-C₆ alkyl, -C₁-C₆ haloalkyl, -C₁-C₆ perhaloalkyl, -C₂-C₆ alkenyl, -C₂-C₆ alkynyl, -OH, -O-(C₁-C₆ alkyl), -O-(C₁-C₆ haloalkyl), -O-(C₁-C₆ perhaloalkyl), -NH₂, -NH(C₁-C₆ alkyl), -N(C₁-C₆ alkyl)₂, -NHC(=O)(C₁-C₆ alkyl), -C(=O)-(C₁-C₆ alkyl), -C(=O)OH, -C(=O)-O-(C₁-C₆ alkyl), -C(=O)NH₂, -C(=O)NH(C₁-C₆ alkyl), -C(=O)N(C₁-C₆ alkyl)₂, -S(=O)₂-(C₁-C₆ alkyl), -(C₁-C₆ alkyl)-OH, -(C₁-C₆ alkyl)-O-(C₁-C₆ alkyl), -(C₁-C₆ alkyl)-NH₂, -(C₁-C₆ alkyl)-NH-(C₁-C₆ alkyl), -(C₁-C₆ alkyl)-N-(C₁-C₆ alkyl)₂, phenyl, a heterocyclyl group, a -(C₁-C₆ alkyl)heterocyclyl group, or a heteroaryl group with 5 or 6 ring members and 1, 2, or 3, heteroatoms independently selected from N, O, or S, wherein the heterocyclyl groups of the R^Q heterocyclyl and -(C₁-C₆ alkyl)heterocyclyl groups have 3 to 6 ring

members of which 1 or 2 are heteroatoms independently selected from N, O, or S, and further wherein the heterocyclyl and the heterocyclyl of the $-(C_1-C_6 \text{ alkyl})\text{heterocyclyl } R^Q$ groups may be further substituted with one or two oxo substituents and a substituent selected from -F, -Cl, -Br, -I, -CN, -OH, $-C_1-C_6 \text{ alkyl}$, or $-C(=O)-(C_1-C_6 \text{ alkyl})$.

2. The compound of claim 1 or the pharmaceutically acceptable salt thereof, the tautomer thereof, the pharmaceutically acceptable salt of the tautomer, or the mixture thereof, wherein R^1 and R^4 together with the C and N atoms of the triazole to which they are attached join to form a B ring, wherein the B ring is a 7 or 8 membered saturated or partially unsaturated ring that includes 0 or 1 O atom in addition to the N atom of the triazole that bears the R^4 substituent, and further wherein the B ring is substituted with 0, 1, 2, or 3 R^B substituents.

3. The compound of claim 2 or the pharmaceutically acceptable salt thereof, the tautomer thereof, the pharmaceutically acceptable salt of the tautomer, or the mixture thereof, wherein R^1 and R^4 together with the C and N atoms of the triazole to which they are attached join to form a B ring, wherein the B ring is a 7 membered saturated ring that includes 1 O atom in addition to the N atom of the triazole that bears the R^4 substituent, and further wherein the B ring is substituted with 0, 1, 2, or 3 R^B substituents.

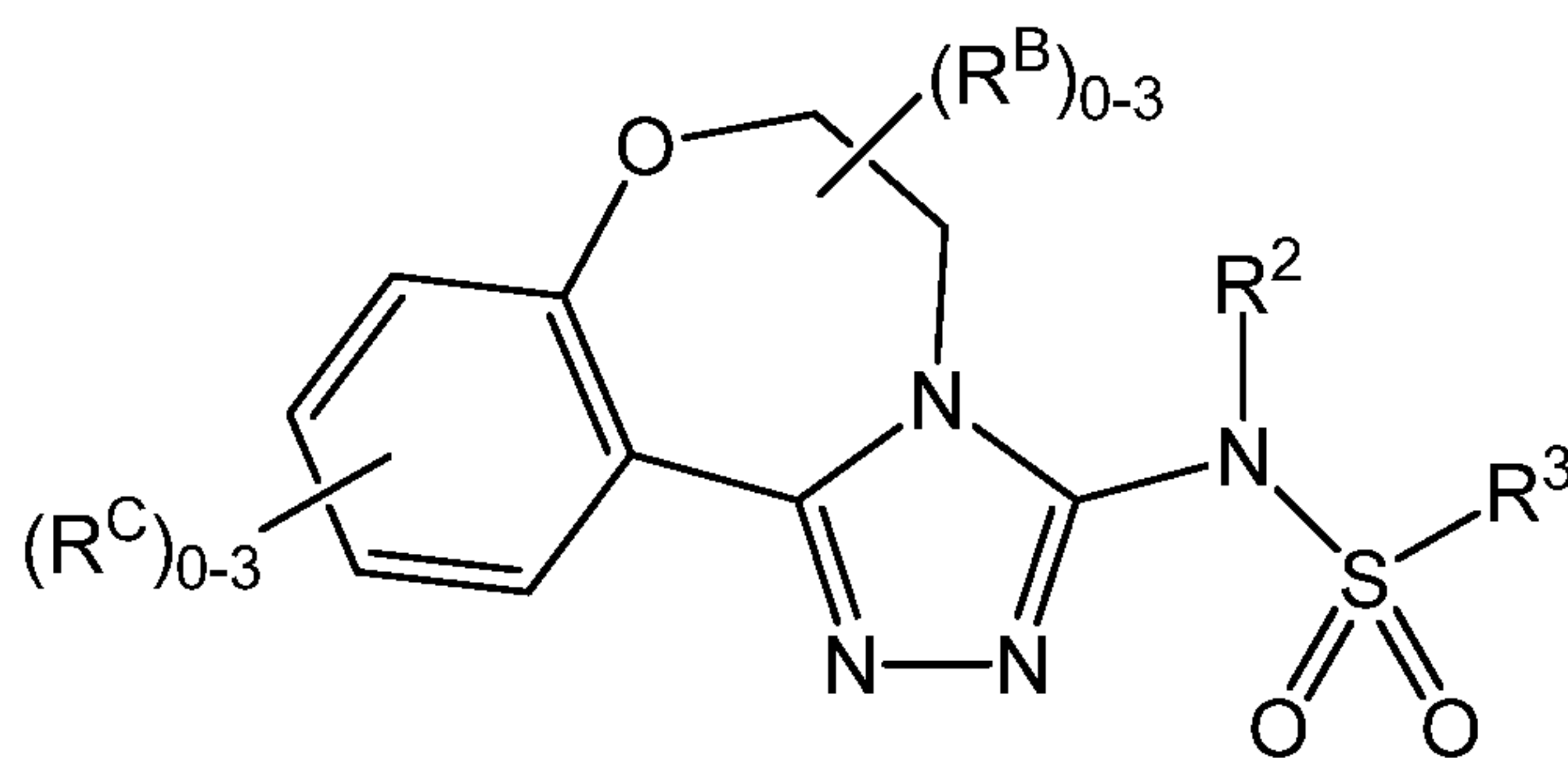
4. The compound of claim 2 or the pharmaceutically acceptable salt thereof, the tautomer thereof, the pharmaceutically acceptable salt of the tautomer, or the mixture thereof, wherein R^1 and R^4 together with the C and N atoms of the triazole to which they are attached join to form a B ring, wherein the B ring is an 8 membered saturated or partially unsaturated ring that includes 0 heteroatoms in addition to the N atom of the triazole that bears the R^4 substituent, and further wherein the B ring is substituted with 0, 1, 2, or 3 R^B substituents.

5. The compound of any one of claims 1-4 or the pharmaceutically acceptable salt thereof, the tautomer thereof, the pharmaceutically acceptable salt of the tautomer, or the mixture thereof, wherein the C ring is selected from a phenyl ring or a pyridyl ring, and further wherein the C ring is substituted with 0, 1, 2, or 3 R^C substituents.

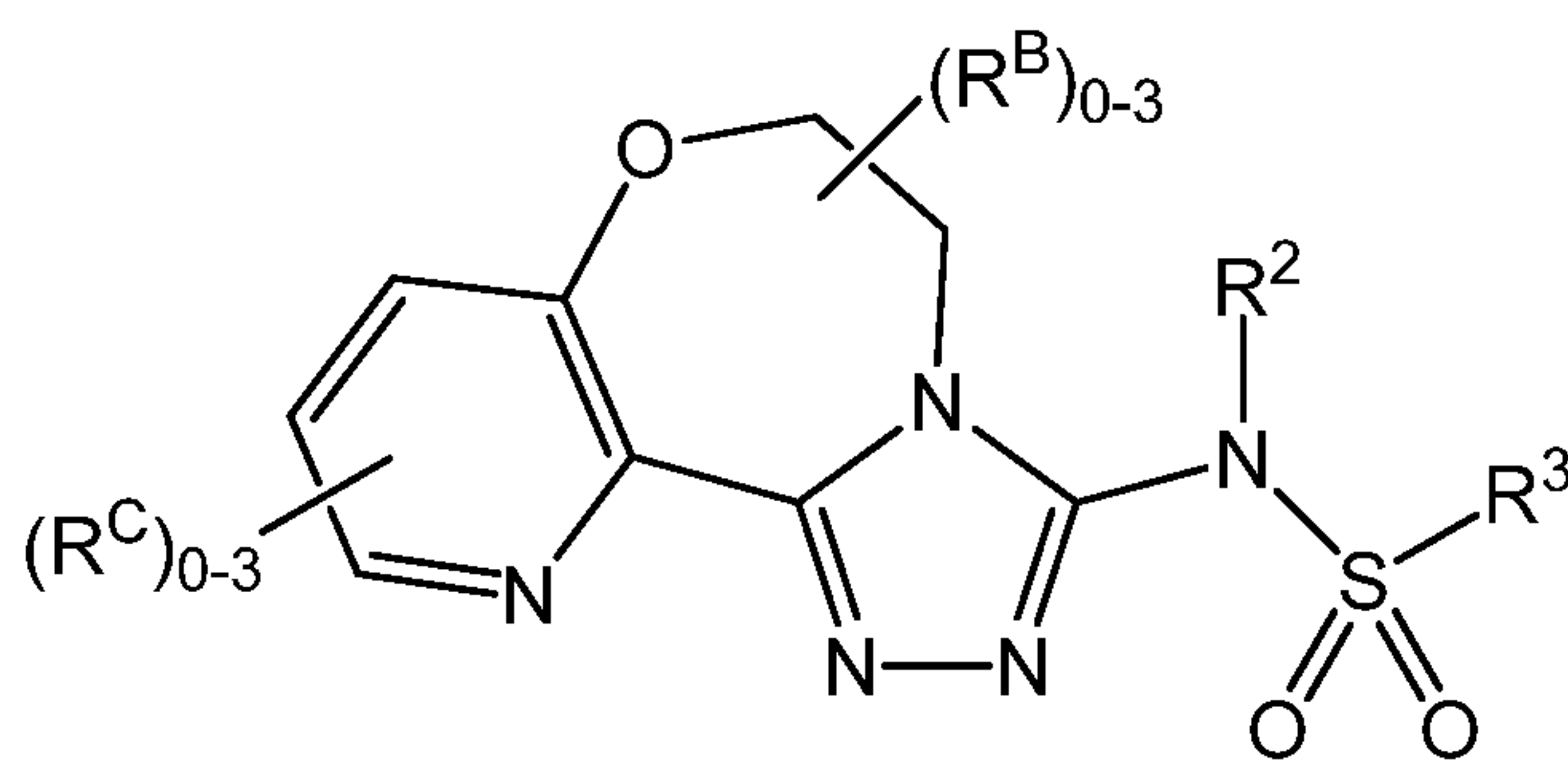
6. The compound of claim 5 or the pharmaceutically acceptable salt thereof, the tautomer thereof, the pharmaceutically acceptable salt of the tautomer, or the mixture thereof, wherein the C ring is a phenyl ring, and further wherein the C ring is substituted with 0, 1, 2, or 3 R^C substituents.

7. The compound of claim 5 or the pharmaceutically acceptable salt thereof, the tautomer thereof, the pharmaceutically acceptable salt of the tautomer, or the mixture thereof, wherein the C ring is a pyridinyl ring, and further wherein the C ring is substituted with 0, 1, 2, or 3 R^C substituents.

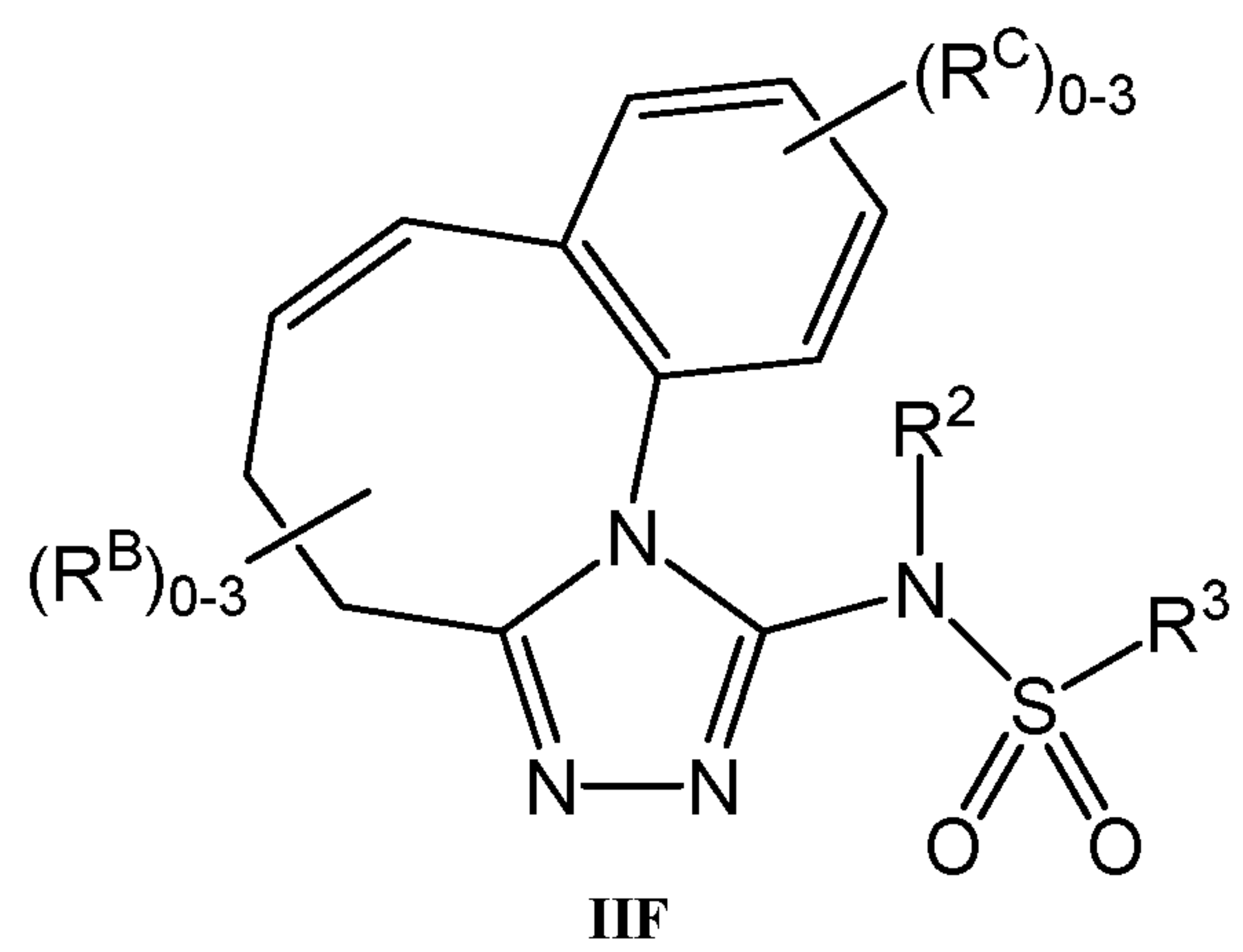
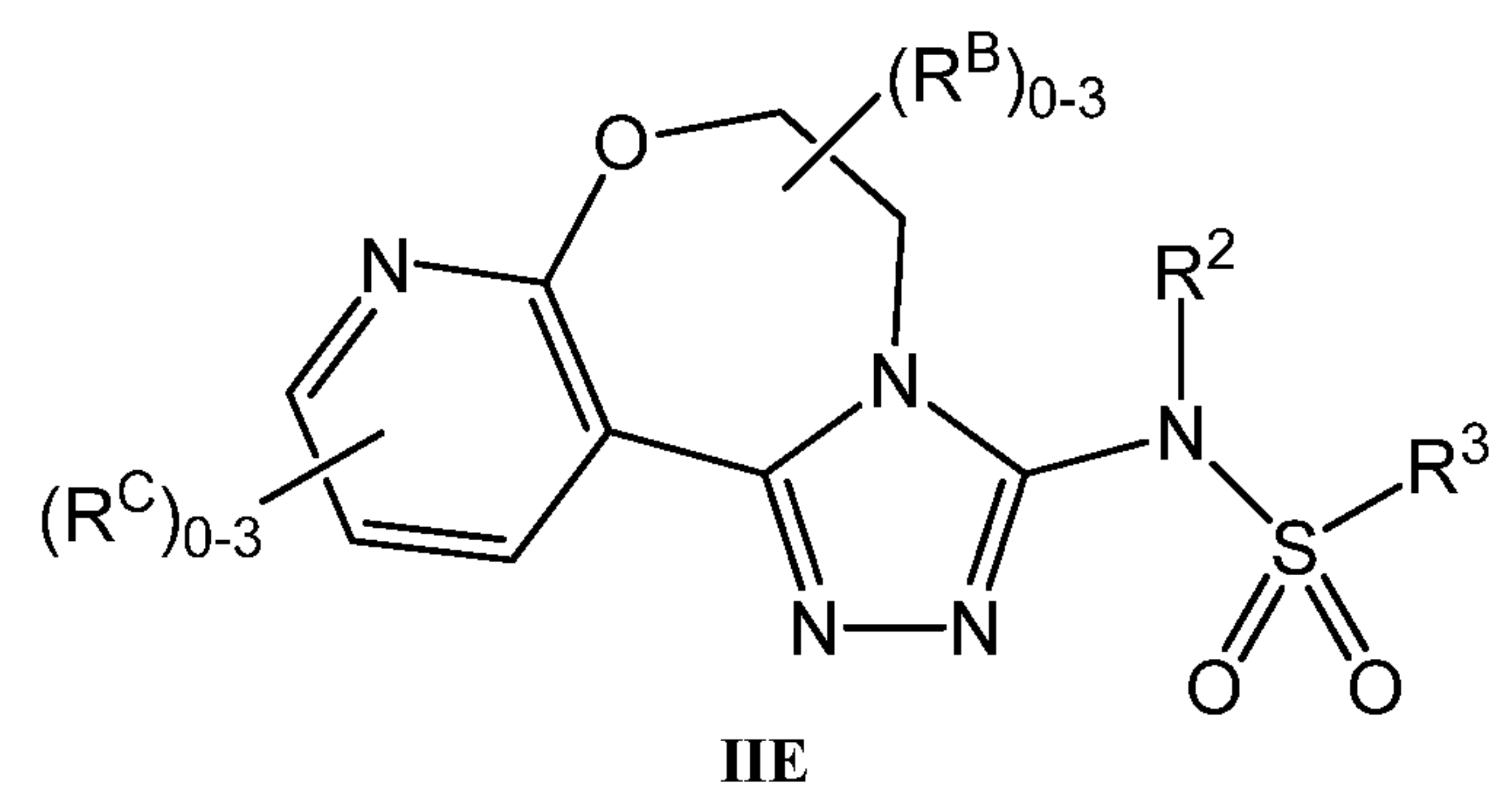
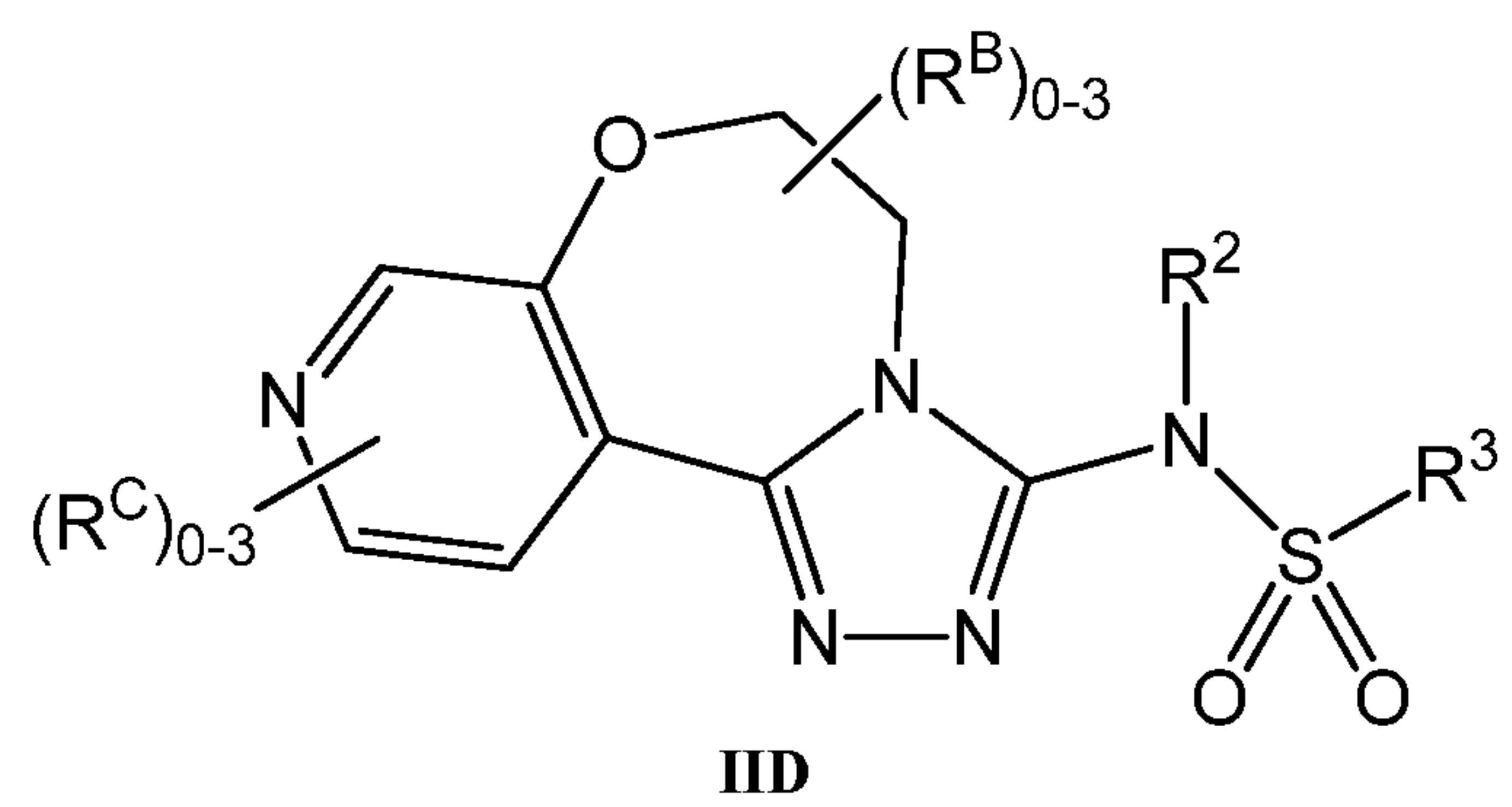
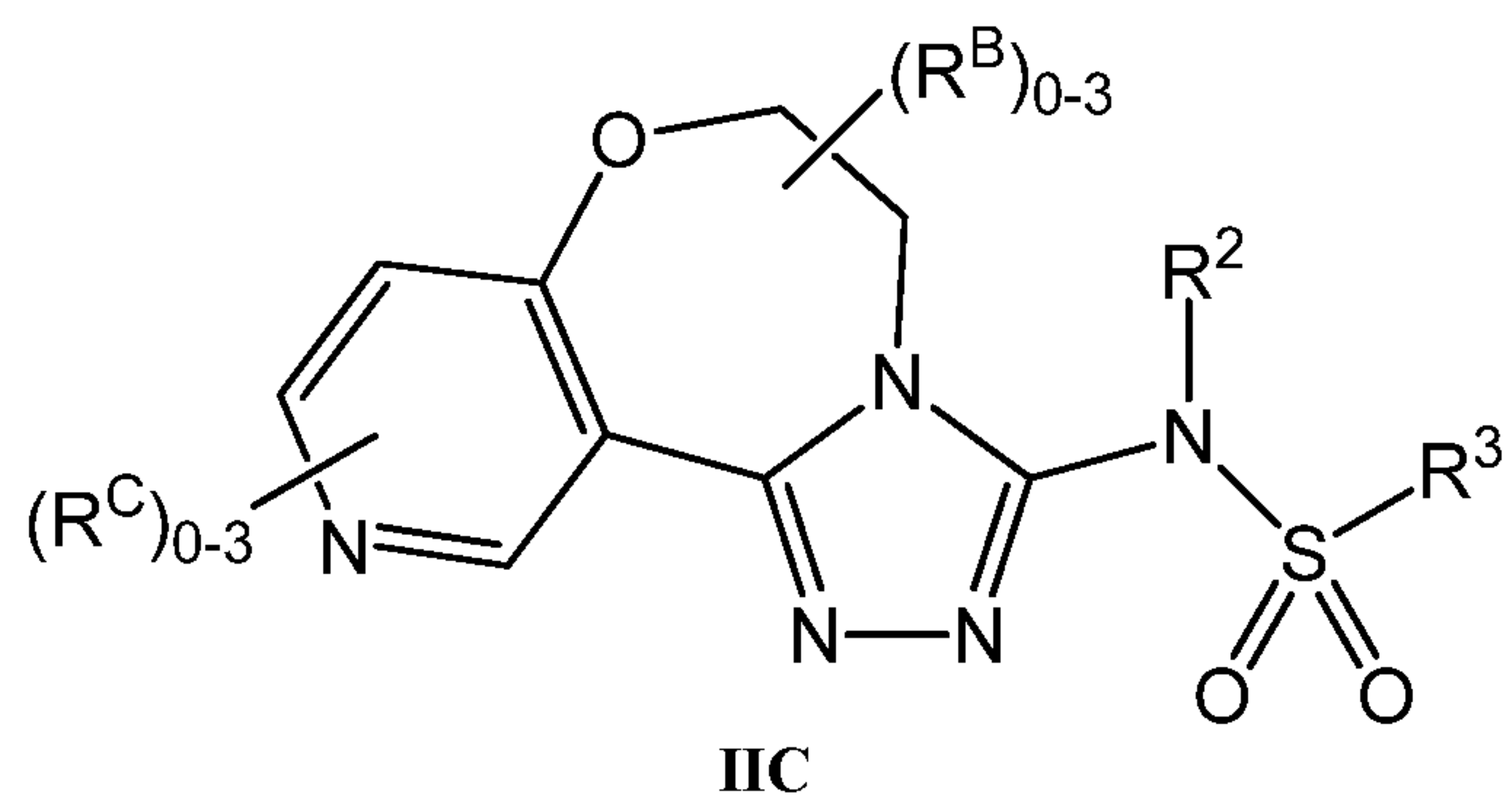
8. The compound of claim 1, wherein the compound of Formula I has the Formula IIA, IIB, IIC, IID, IIE, or IIF



IIA



IIB



or is the pharmaceutically acceptable salt thereof, the tautomer thereof, the pharmaceutically acceptable salt of the tautomer, or the mixture thereof.

9. The compound of claim 8, wherein the compound of Formula I has the Formula IIA or is the pharmaceutically acceptable salt thereof, the tautomer thereof, the pharmaceutically acceptable salt of the tautomer, or the mixture thereof.

10. The compound of claim 8, wherein the compound of Formula I has the Formula IIB or is the pharmaceutically acceptable salt thereof, the tautomer thereof, the pharmaceutically acceptable salt of the tautomer, or the mixture thereof.

11. The compound of claim 8, wherein the compound of Formula I has the Formula IIC or is the pharmaceutically acceptable salt thereof, the tautomer thereof, the pharmaceutically acceptable salt of the tautomer, or the mixture thereof.

12. The compound of claim 8, wherein the compound of Formula I has the Formula IID or is the pharmaceutically acceptable salt thereof, the tautomer thereof, the pharmaceutically acceptable salt of the tautomer, or the mixture thereof.

13. The compound of claim 8, wherein the compound of Formula I has the Formula IIE or is the pharmaceutically acceptable salt thereof, the tautomer thereof, the pharmaceutically acceptable salt of the tautomer, or the mixture thereof.

14. The compound of claim 8, wherein the compound of Formula I has the Formula IIF or is the pharmaceutically acceptable salt thereof, the tautomer thereof, the pharmaceutically acceptable salt of the tautomer, or the mixture thereof.

15. The compound of any one of claims 1-14 or the pharmaceutically acceptable salt thereof, the tautomer thereof, the pharmaceutically acceptable salt of the tautomer, or the mixture thereof, wherein R^B is independently selected from -C₁-C₆ alkyl, -(C₁-C₆ alkyl)-OH, -(C₁-C₆ alkyl)-O-(C₁-C₆ alkyl), or =CH₂.

16. The compound of any one of claims 1-14 or the pharmaceutically acceptable salt thereof, the tautomer thereof, the pharmaceutically acceptable salt of the

tautomer, or the mixture thereof, wherein R^B is independently selected from $-\text{CH}_3$, $=\text{CH}_2$, $-\text{CH}_2-\text{O}-\text{CH}_3$, $-\text{CH}_2-\text{O}-\text{CH}(\text{CH}_3)_2$, $-\text{CH}_2-\text{O}-\text{CH}_2\text{CH}_3$, $-\text{CH}_2\text{OH}$, $-\text{CH}_2-\text{O}-\text{phenyl}$, phenyl, pyridyl, or pyrimidinyl, wherein the phenyl groups of the $-\text{CH}_2-\text{O}-\text{phenyl}$ and phenyl R^B groups may be unsubstituted or may be substituted with 1 or 2 R^B substituents, and further wherein the pyridyl and pyrimidinyl R^B groups are unsubstituted or are substituted with 1 or 2 R^B substituents, and still further wherein each R^B is independently selected from $-\text{F}$, $-\text{CN}$, or $-\text{OCH}_3$.

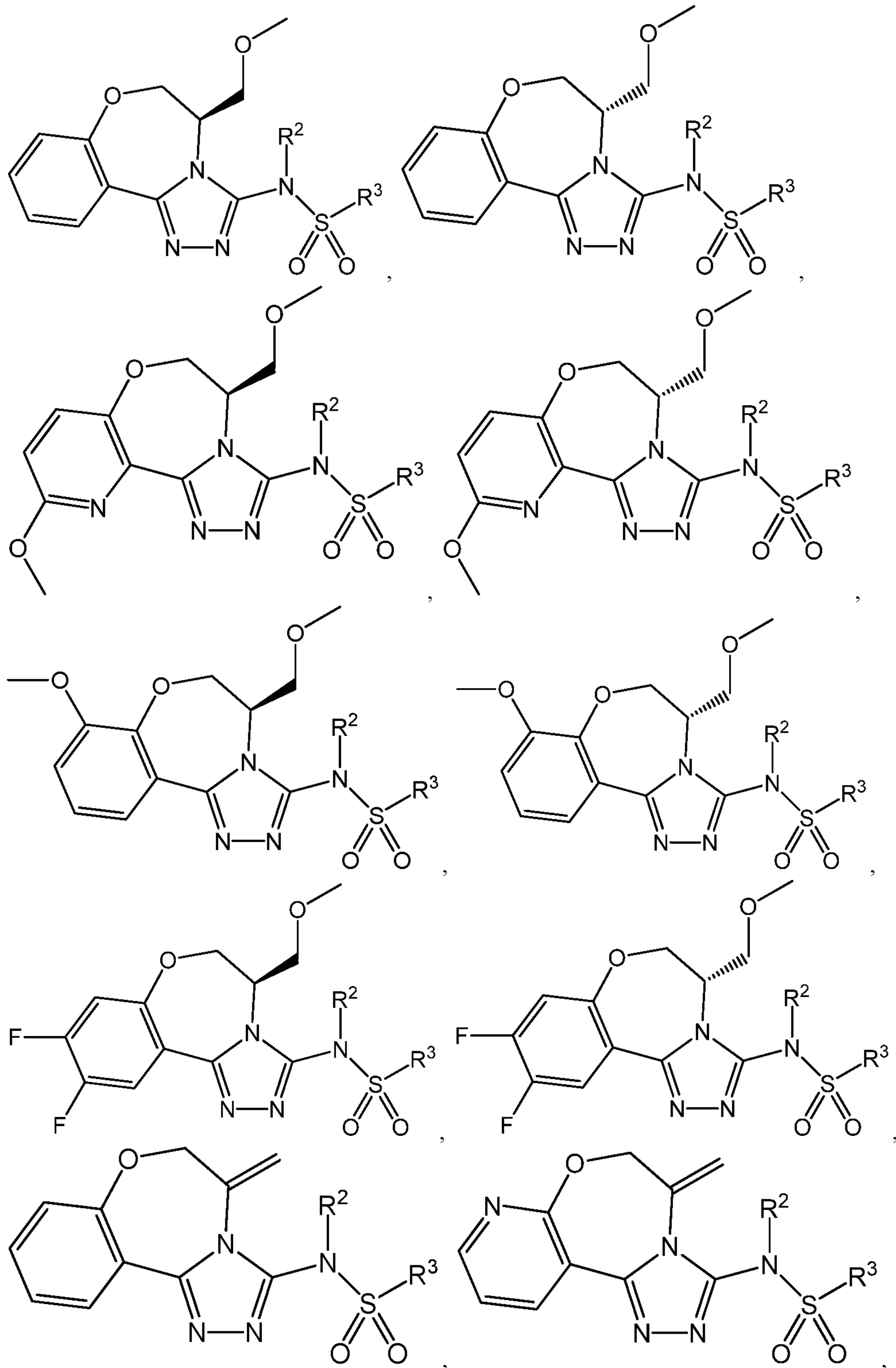
17. The compound of any one of claims 1-16 or the pharmaceutically acceptable salt thereof, the tautomer thereof, the pharmaceutically acceptable salt of the tautomer, or the mixture thereof, wherein R^C is independently selected from $-\text{F}$, $-\text{Cl}$, $-\text{C}_1-\text{C}_6$ alkyl, $-\text{C}_1-\text{C}_6$ haloalkyl, $-\text{C}_1-\text{C}_6$ perhaloalkyl, $-\text{O}-(\text{C}_1-\text{C}_6$ alkyl), $-\text{O}-(\text{C}_1-\text{C}_6$ haloalkyl), or $-\text{O}-(\text{C}_1-\text{C}_6$ perhaloalkyl).

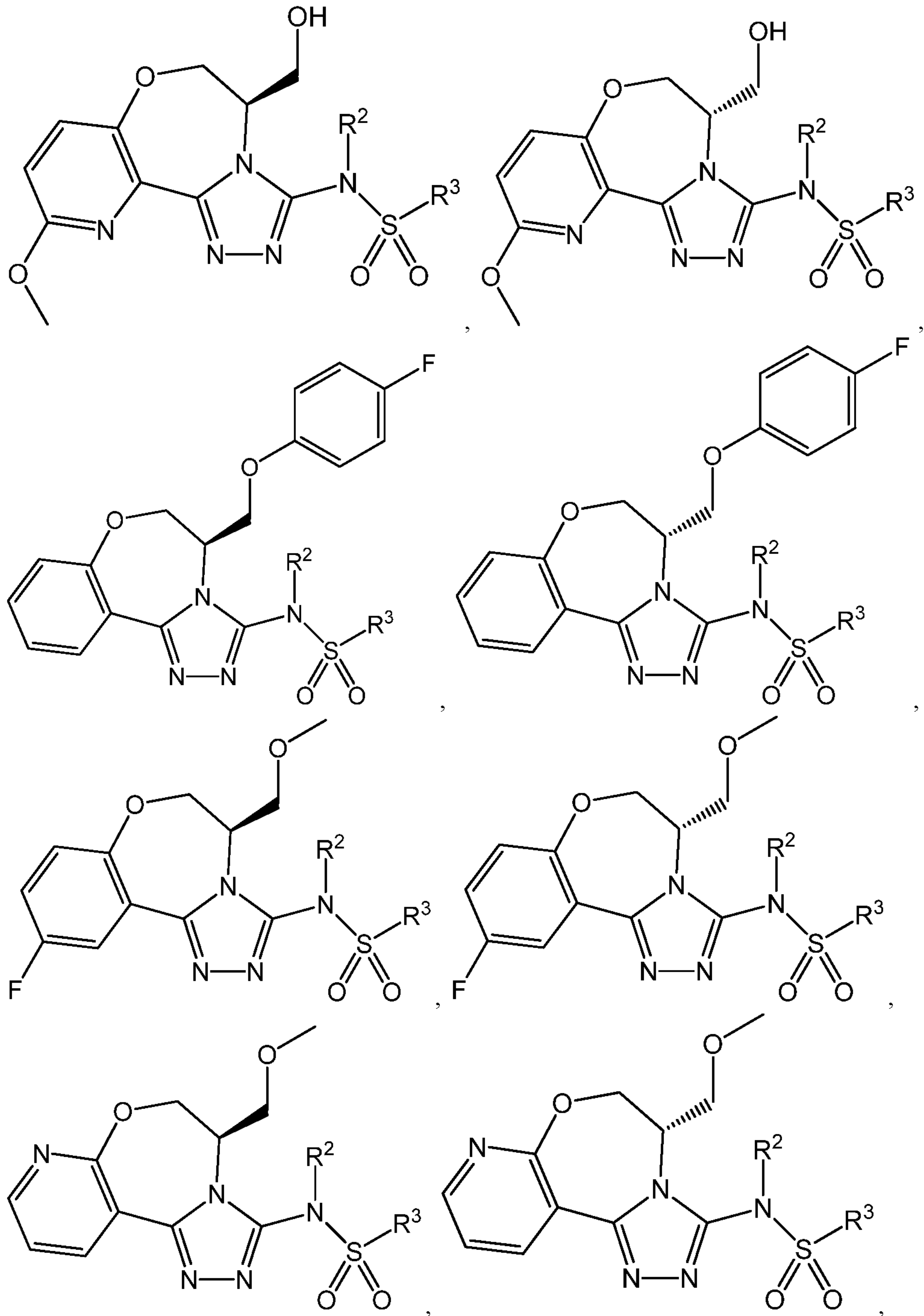
18. The compound of any one of claims 1-16 or the pharmaceutically acceptable salt thereof, the tautomer thereof, the pharmaceutically acceptable salt of the tautomer, or the mixture thereof, wherein R^C is independently selected from $-\text{F}$, $-\text{Cl}$, $-\text{CH}_3$, $-\text{O}-\text{CH}_3$, $-\text{O}-\text{CH}_2\text{CH}_3$, $-\text{O}-\text{CH}(\text{CH}_3)_2$, $-\text{O}-\text{CH}_2\text{CF}_3$, or $-\text{O}-\text{CF}_3$.

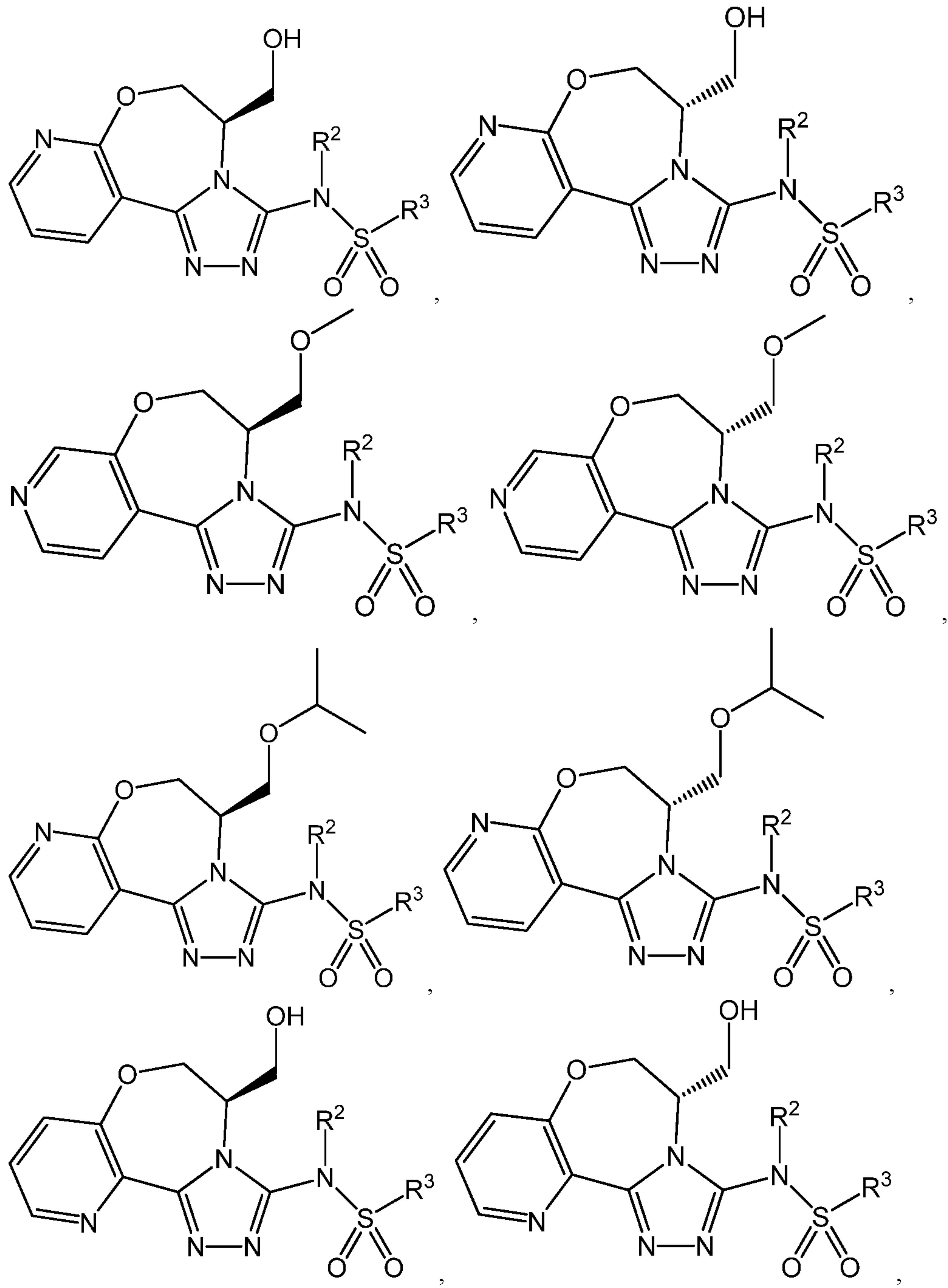
19. The compound of any one of claims 1-18 or the pharmaceutically acceptable salt thereof, the tautomer thereof, the pharmaceutically acceptable salt of the tautomer, or the mixture thereof, wherein the B ring is substituted with 1 R^B substituent.

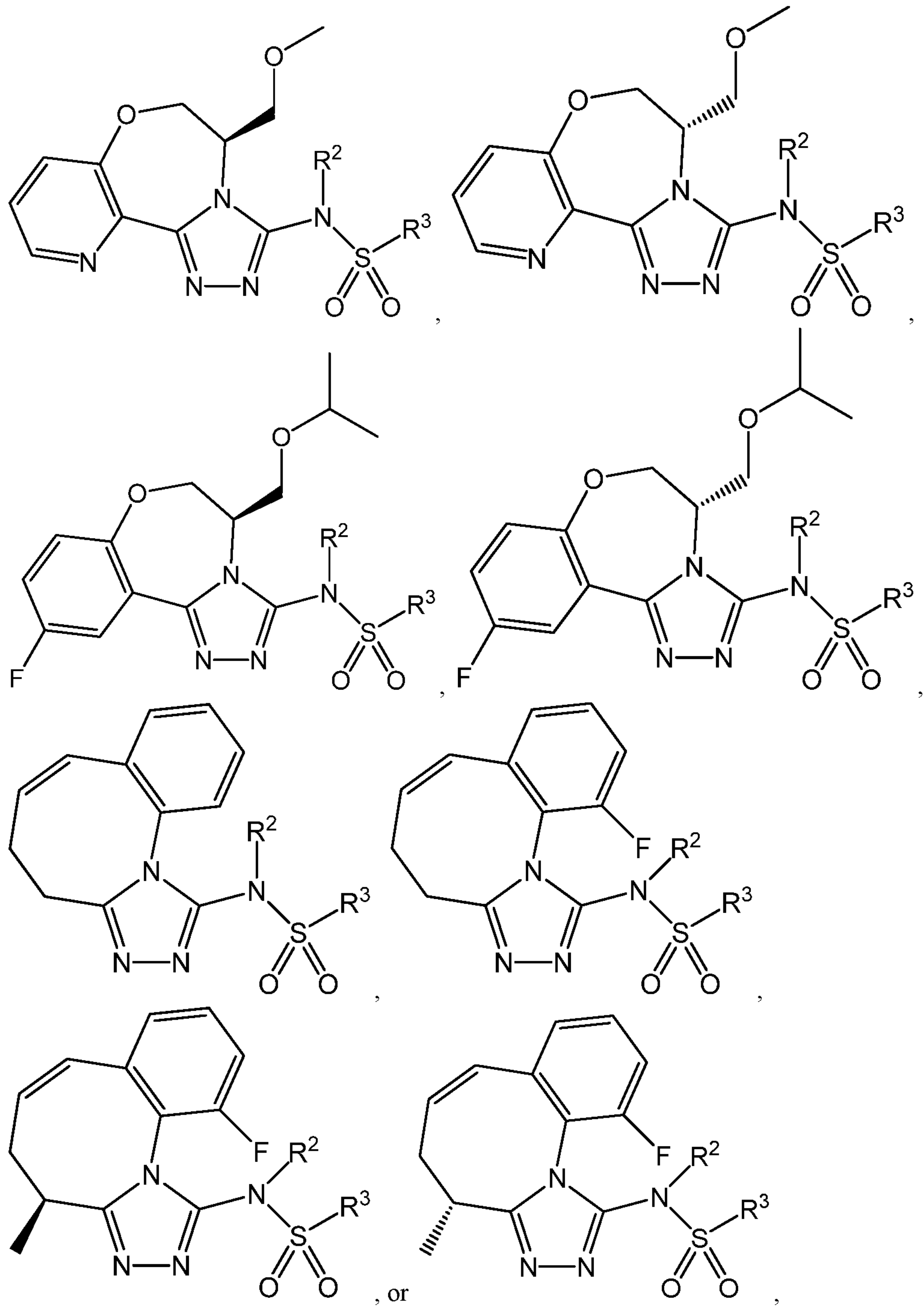
20. The compound of any one of claims 1-19 or the pharmaceutically acceptable salt thereof, the tautomer thereof, the pharmaceutically acceptable salt of the tautomer, or the mixture thereof, wherein the C ring is substituted with 0, 1, or 2 R^C substituents.

21. The compound of claim 1 or 8, wherein the compound of Formula I has a structure selected from









or is the pharmaceutically acceptable salt thereof, the tautomer thereof, the pharmaceutically acceptable salt of the tautomer, or the mixture thereof.

22. The compound of any one of claims 1-21 or the pharmaceutically acceptable salt thereof, the tautomer thereof, the pharmaceutically acceptable salt of the tautomer, or the mixture thereof, wherein R² is -H.

23. The compound of any one of claims 1-22 or the pharmaceutically acceptable salt thereof, the tautomer thereof, the pharmaceutically acceptable salt of the tautomer, or the mixture thereof, wherein Q is selected from pyrimidinyl, pyrazinyl, pyrazine-1-oxide, pyridazinyl, pyridinyl, phenyl, oxazolyl, thiazolyl, imidazolyl, pyrazolyl, piperidinyl, piperidin-2-onyl, tetrahydropyrimidin-2(1H)-onyl, 1,3-oxazinan-2-onyl, pyrrolidin-2-onyl, pyrrolidinyl, cyclopentyl, cyclohexyl, benzimidazolyl, isoindolinonyl, 1H-imidazo[4,5-c]pyridinyl, pyrazolo[1,5-a]pyridinyl, imidazo[1,2-a]pyridinyl, imidazo[1,5-a]pyridinyl, 6,7-dihydro-5H-pyrazolo[5,1-b][1,3]oxazinyl, or 3,4-dihydro-2H-pyrano[3,2-b]pyridinyl, any of which may be unsubstituted or substituted with 1, 2, or 3 R^Q substituents.

24. The compound of any one of claims 1-22 or the pharmaceutically acceptable salt thereof, the tautomer thereof, the pharmaceutically acceptable salt of the tautomer, or the mixture thereof, wherein Q is selected from pyrimidinyl, pyrazinyl, pyridinyl, or phenyl, or tetrahydropyrimidin-2(1H)-onyl, any of which may be unsubstituted or substituted with 1, 2, or 3 R^Q substituents.

25. The compound of any one of claims 1-22 or the pharmaceutically acceptable salt thereof, the tautomer thereof, the pharmaceutically acceptable salt of the tautomer, or the mixture thereof, wherein Q is selected from pyrimidinyl, pyrazinyl, pyridinyl, or phenyl, any of which may be unsubstituted or substituted with 1, 2, or 3 R^Q substituents.

26. The compound of any one of claims 1-22 or the pharmaceutically acceptable salt thereof, the tautomer thereof, the pharmaceutically acceptable salt of the tautomer, or the mixture thereof, wherein Q is an unsubstituted phenyl or is a phenyl substituted with 1, 2, or 3 R^Q substituents.

27. The compound of any one of claims 1-22 or the pharmaceutically acceptable salt thereof, the tautomer thereof, the pharmaceutically acceptable salt of the

tautomer, or the mixture thereof, wherein Q is a monocyclic heteroaryl group with 5 or 6 ring members containing 1 or 2 heteroatoms selected from N, O, or S and Q is unsubstituted or is substituted with 1 or 2 R^Q substituents.

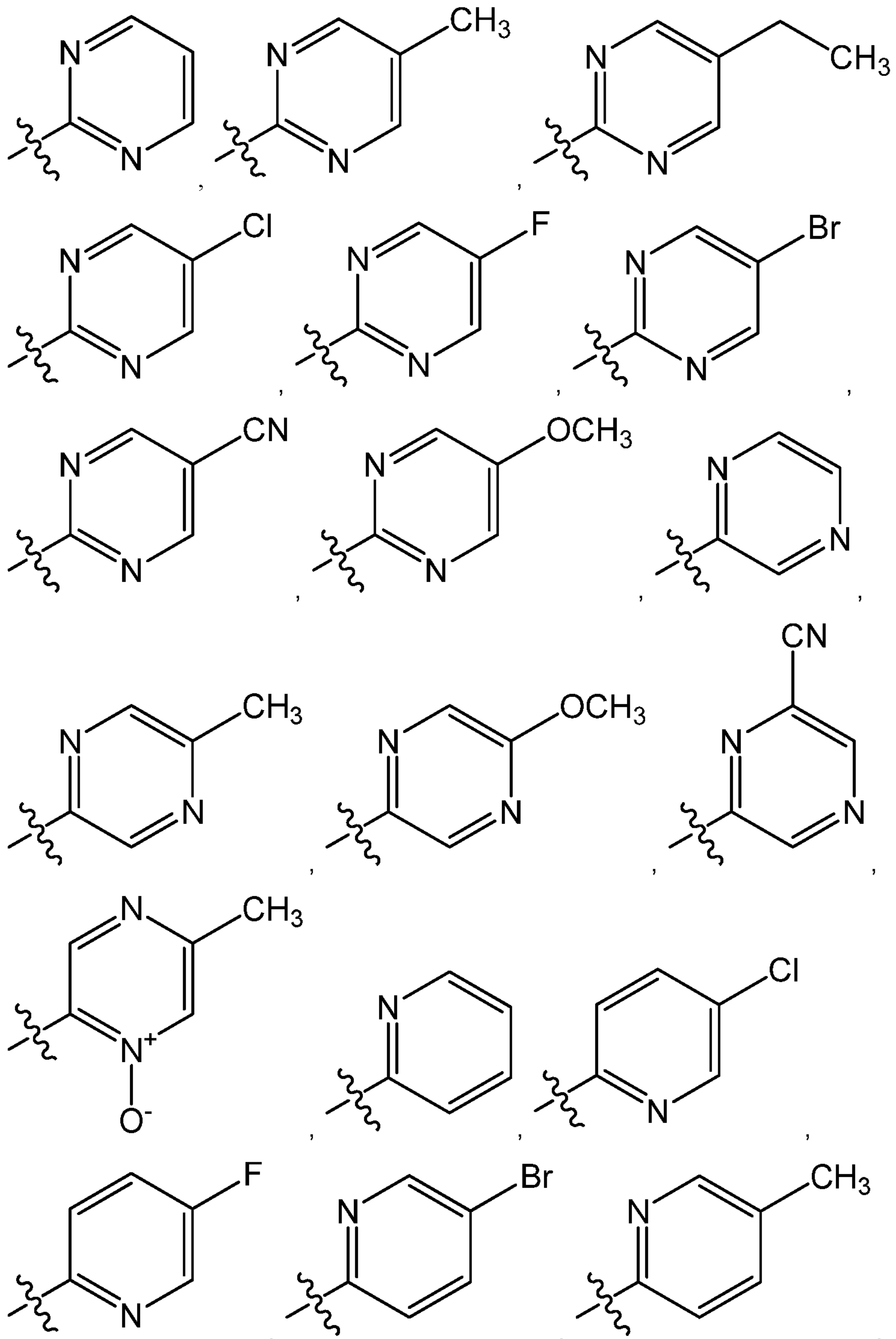
28. The compound of any one of claims 1-22 or the pharmaceutically acceptable salt thereof, the tautomer thereof, the pharmaceutically acceptable salt of the tautomer, or the mixture thereof, wherein Q is a pyrimidinyl, pyridinyl, or pyrazinyl group and Q is unsubstituted or is substituted with 1, 2, or 3 R^Q substituents.

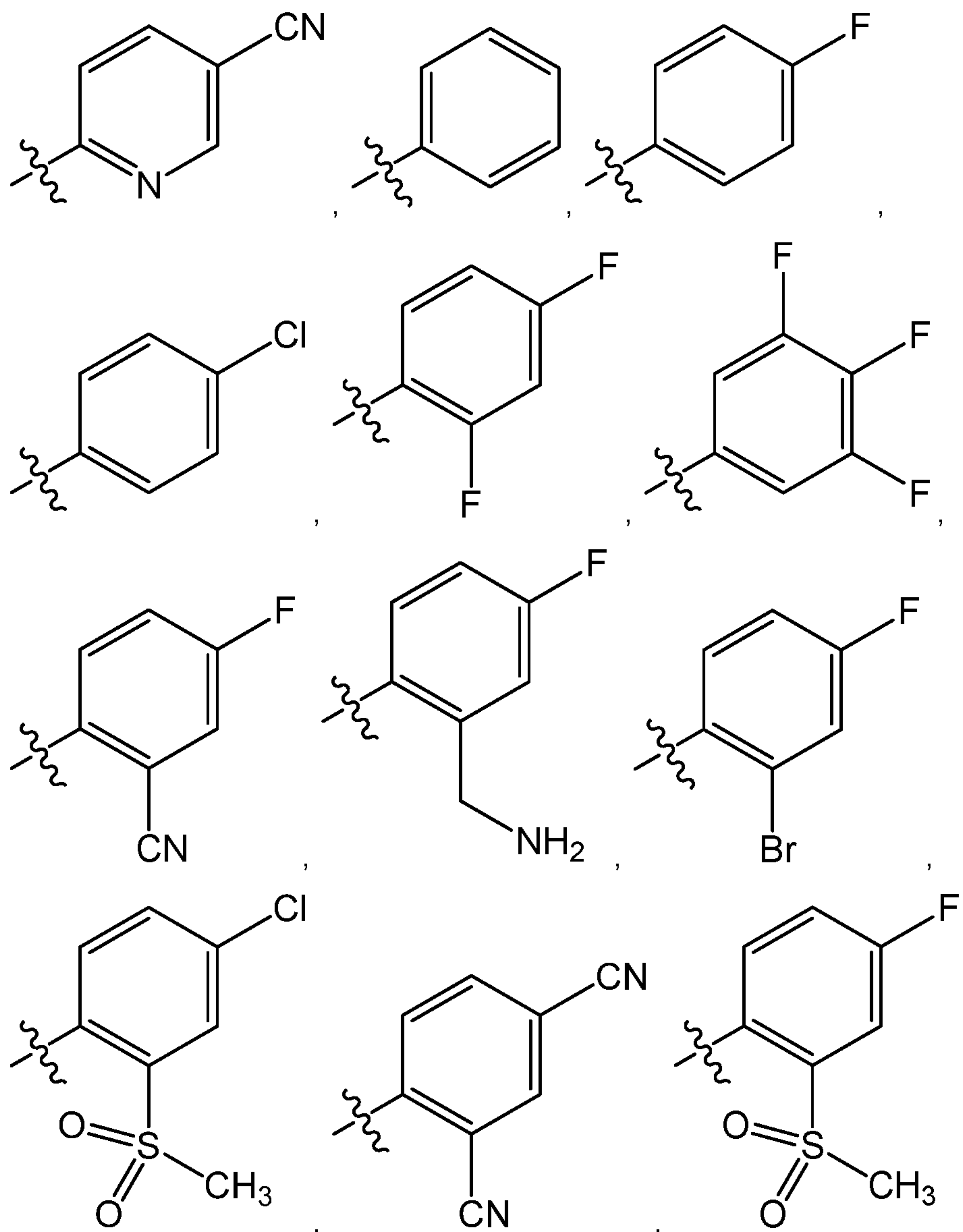
29. The compound of any one of claims 1-22 or the pharmaceutically acceptable salt thereof, the tautomer thereof, the pharmaceutically acceptable salt of the tautomer, or the mixture thereof, wherein Q is a pyrimidinyl group and Q is unsubstituted or is substituted with 1, 2, or 3 R^Q substituents.

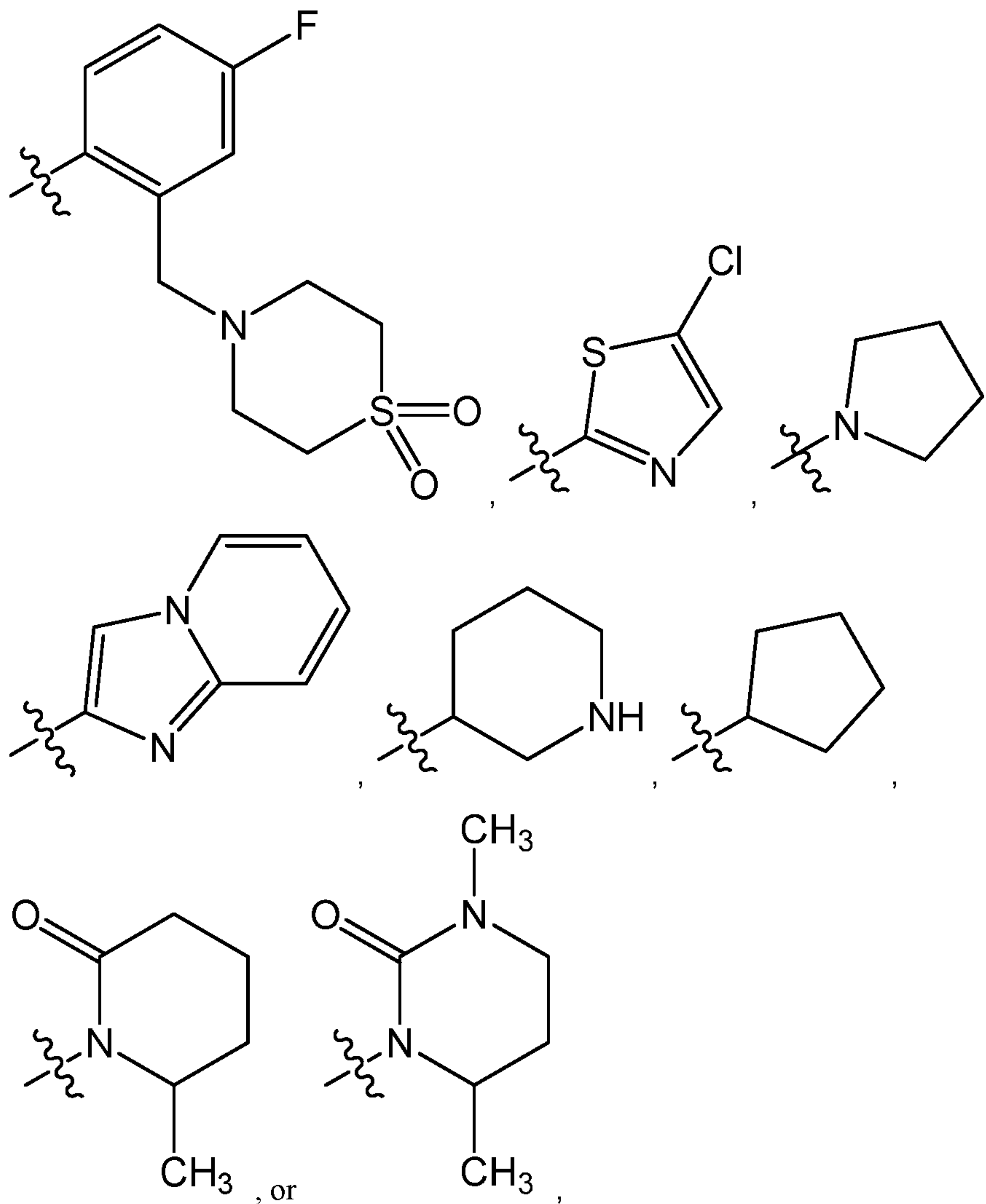
30. The compound of any one of claims 1-29 or the pharmaceutically acceptable salt thereof, the tautomer thereof, the pharmaceutically acceptable salt of the tautomer, or the mixture thereof, wherein R^Q in each instance is independently selected from -F, -Cl, -Br, -CN, -C₁-C₆ alkyl, -C₁-C₆ haloalkyl, -C₁-C₆ perhaloalkyl, -O-(C₁-C₆ alkyl), -O-(C₁-C₆ haloalkyl), or -O-(C₁-C₆ perhaloalkyl).

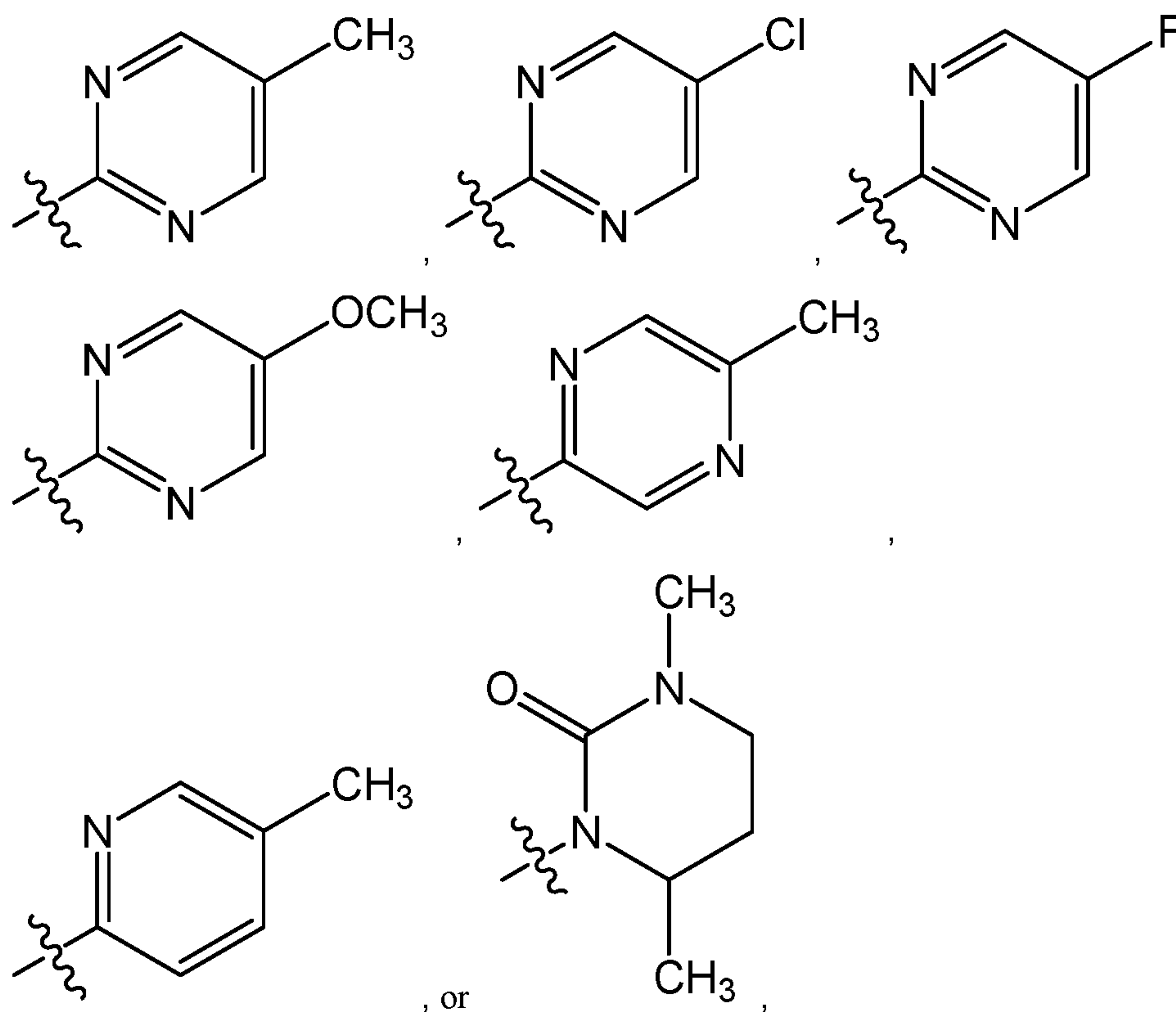
31. The compound of any one of claims 1-29 or the pharmaceutically acceptable salt thereof, the tautomer thereof, the pharmaceutically acceptable salt of the tautomer, or the mixture thereof, wherein R^Q in each instance is independently selected from -F, -Cl, -Br, -CN, -OCH₃, or -CH₃.


32. The compound of any one of claims 1-22 or the pharmaceutically acceptable salt thereof, the tautomer thereof, the pharmaceutically acceptable salt of the tautomer, or the mixture thereof, wherein Q is selected from



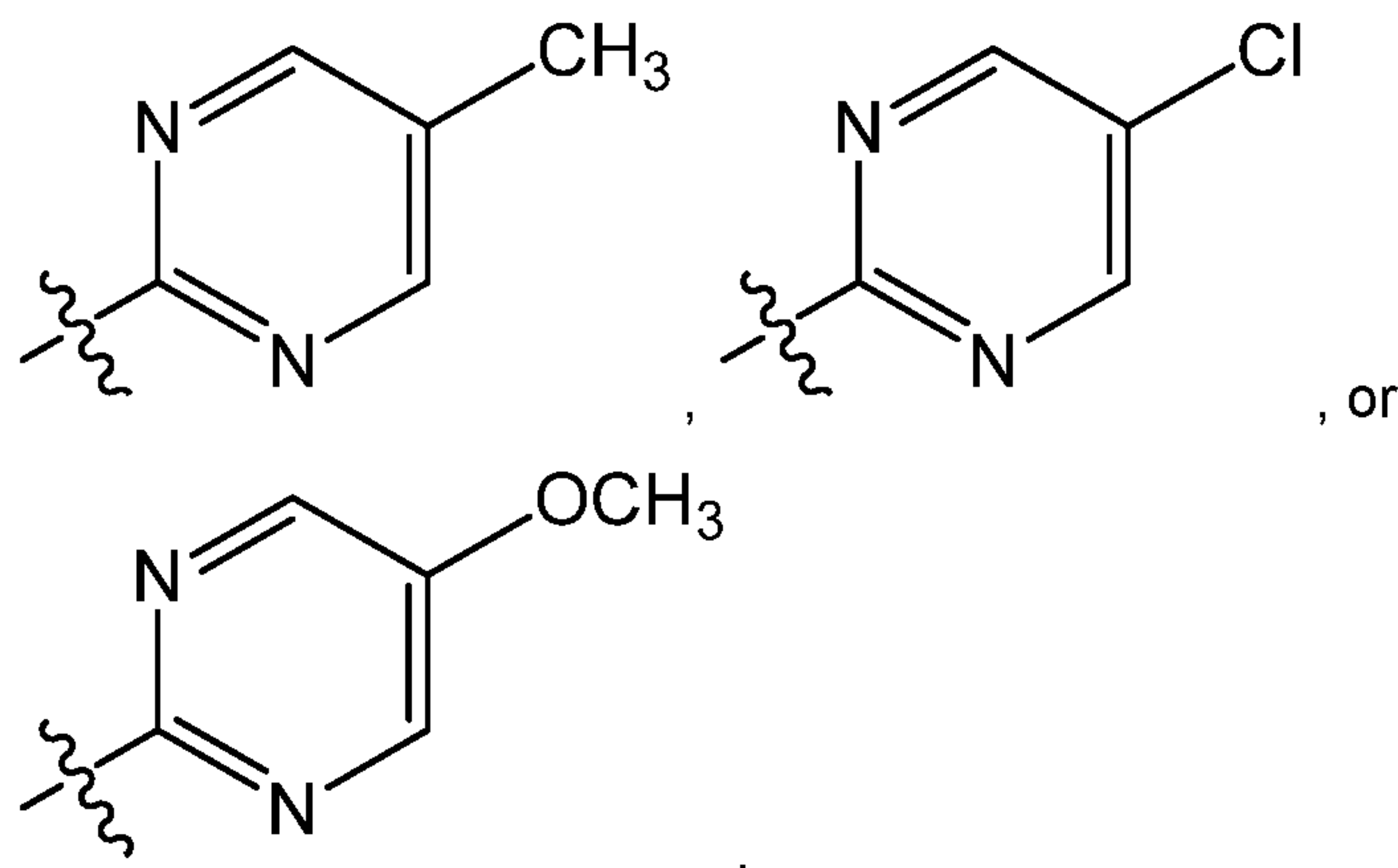







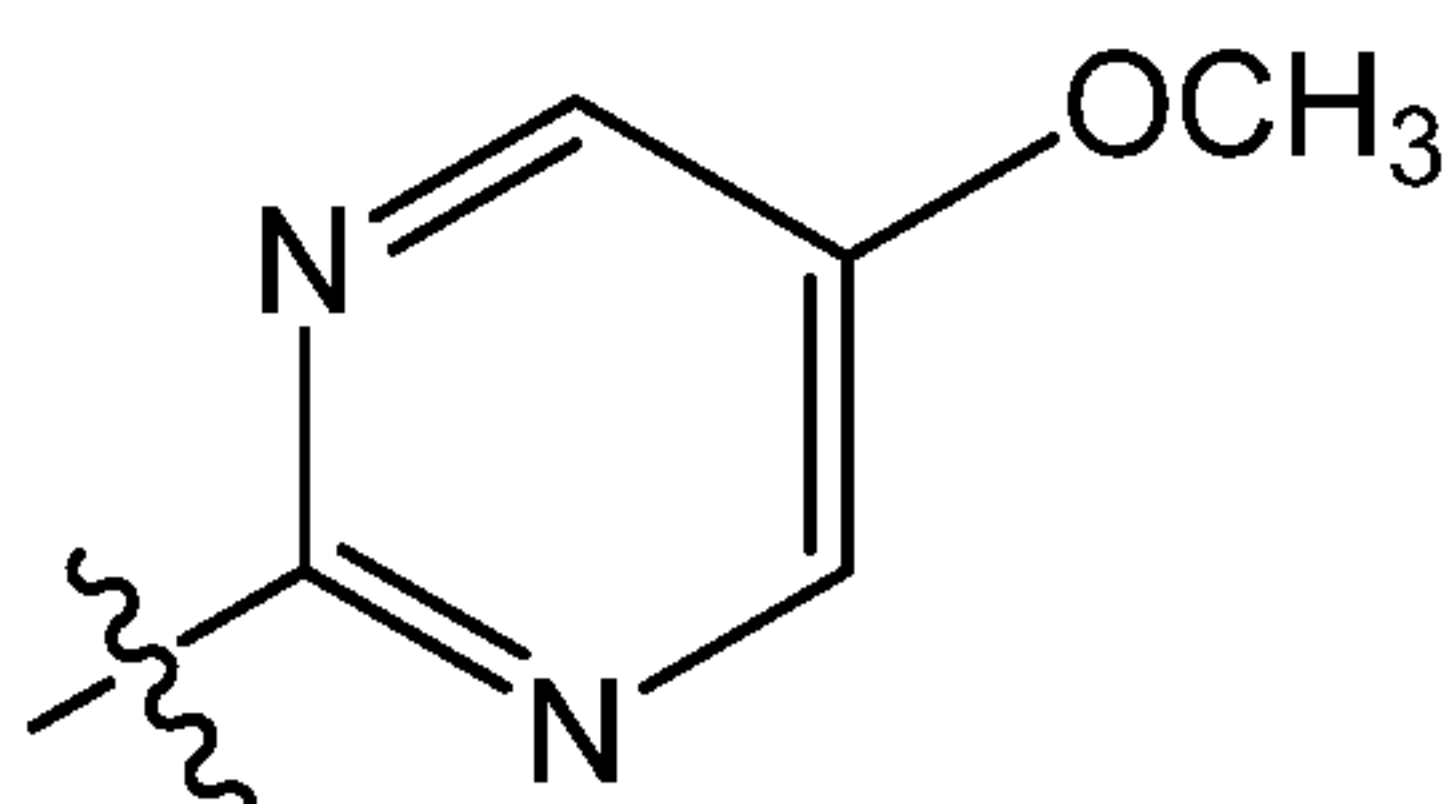
wherein the symbol , when drawn across a bond, indicates the point of attachment to the rest of the molecule.


34. The compound of any one of claims 1-22 or the pharmaceutically acceptable salt thereof, the tautomer thereof, the pharmaceutically acceptable salt of the tautomer, or the mixture thereof, wherein Q is selected from



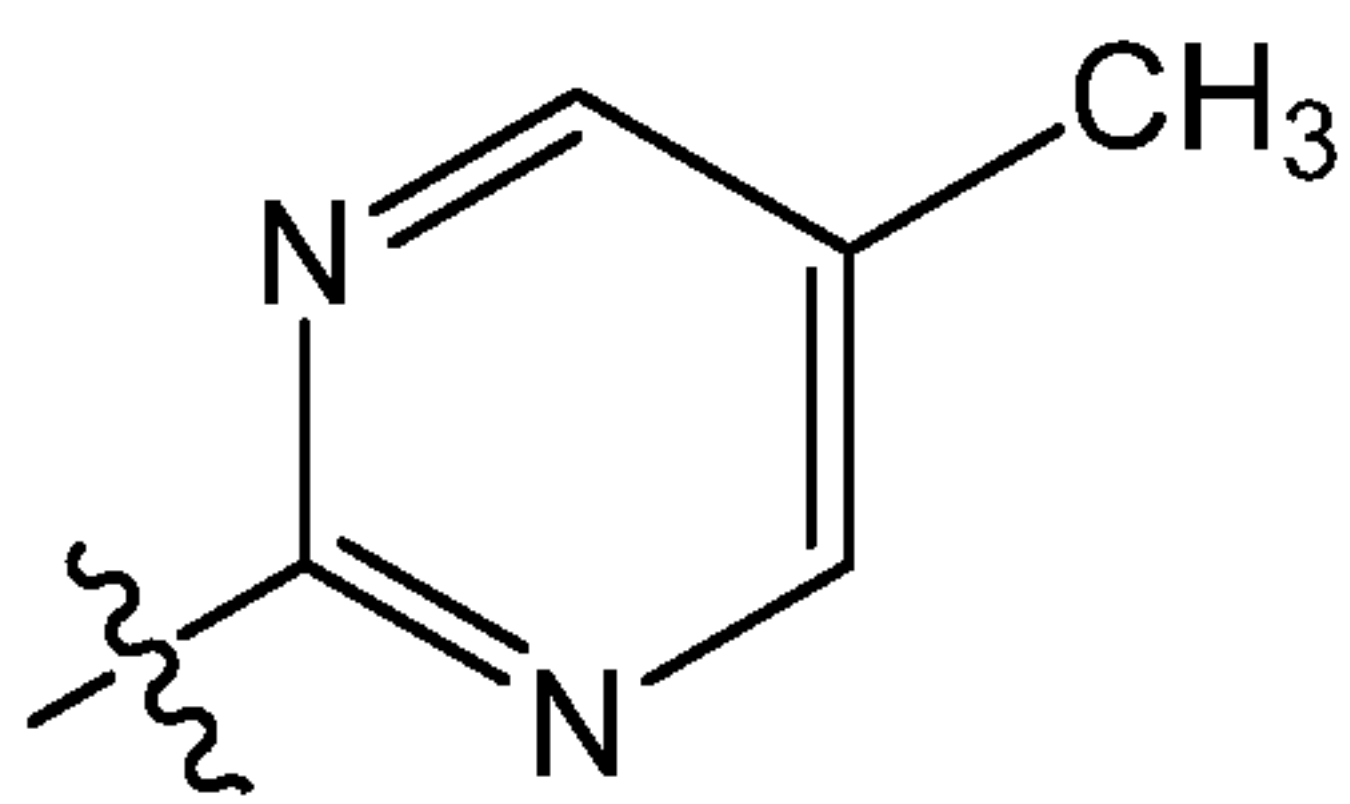
wherein the symbol , when drawn across a bond, indicates the point of attachment to the rest of the molecule.


35. The compound of claim 34 or the pharmaceutically acceptable salt thereof, the tautomer thereof, the pharmaceutically acceptable salt of the tautomer, or the mixture thereof, wherein Q is



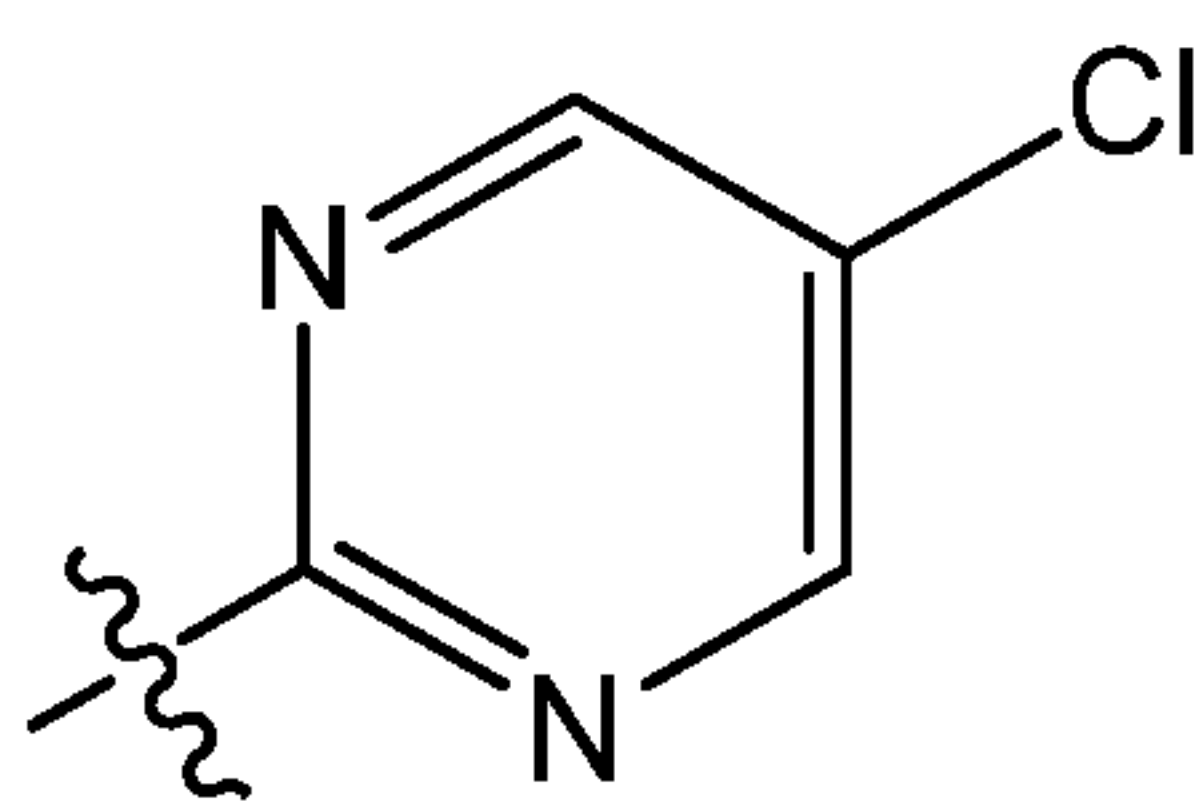
wherein the symbol , when drawn across a bond, indicates the point of attachment to the rest of the molecule.


36. The compound of claim 34 or the pharmaceutically acceptable salt thereof, the tautomer thereof, the pharmaceutically acceptable salt of the tautomer, or the mixture thereof, wherein Q is



wherein the symbol , when drawn across a bond, indicates the point of attachment to the rest of the molecule.

37. The compound of claim 34 or the pharmaceutically acceptable salt thereof, the tautomer thereof, the pharmaceutically acceptable salt of the tautomer, or the mixture thereof, wherein Q is



wherein the symbol , when drawn across a bond, indicates the point of attachment to the rest of the molecule.

38. The compound of any one of claims 1-37 or the pharmaceutically acceptable salt thereof, the tautomer thereof, the pharmaceutically acceptable salt of the tautomer, or the mixture thereof, wherein R^3 is a group of formula $-(CR^{3d}R^{3e})-(CR^{3f}R^{3g})-Q$.

39. The compound of claim 38 or the pharmaceutically acceptable salt thereof, the tautomer thereof, the pharmaceutically acceptable salt of the tautomer, or the mixture thereof, wherein R^3 is a group of formula $-(CR^{3d}R^{3e})-(CR^{3f}R^{3g})-Q$, and further wherein,

R^{3d} and R^{3e} are independently selected from $-H$ or $-C_1-C_6$ alkyl; and

R^{3f} and R^{3g} are independently selected from $-H$, $-C_1-C_6$ alkyl or $-O-(C_1-C_6$ alkyl).

40. The compound of claim 38 or the pharmaceutically acceptable salt thereof, the tautomer thereof, the pharmaceutically acceptable salt of the tautomer, or the mixture thereof, wherein R^3 is a group of formula $-(CR^{3d}R^{3e})-(CR^{3f}R^{3g})-Q$, and further wherein,

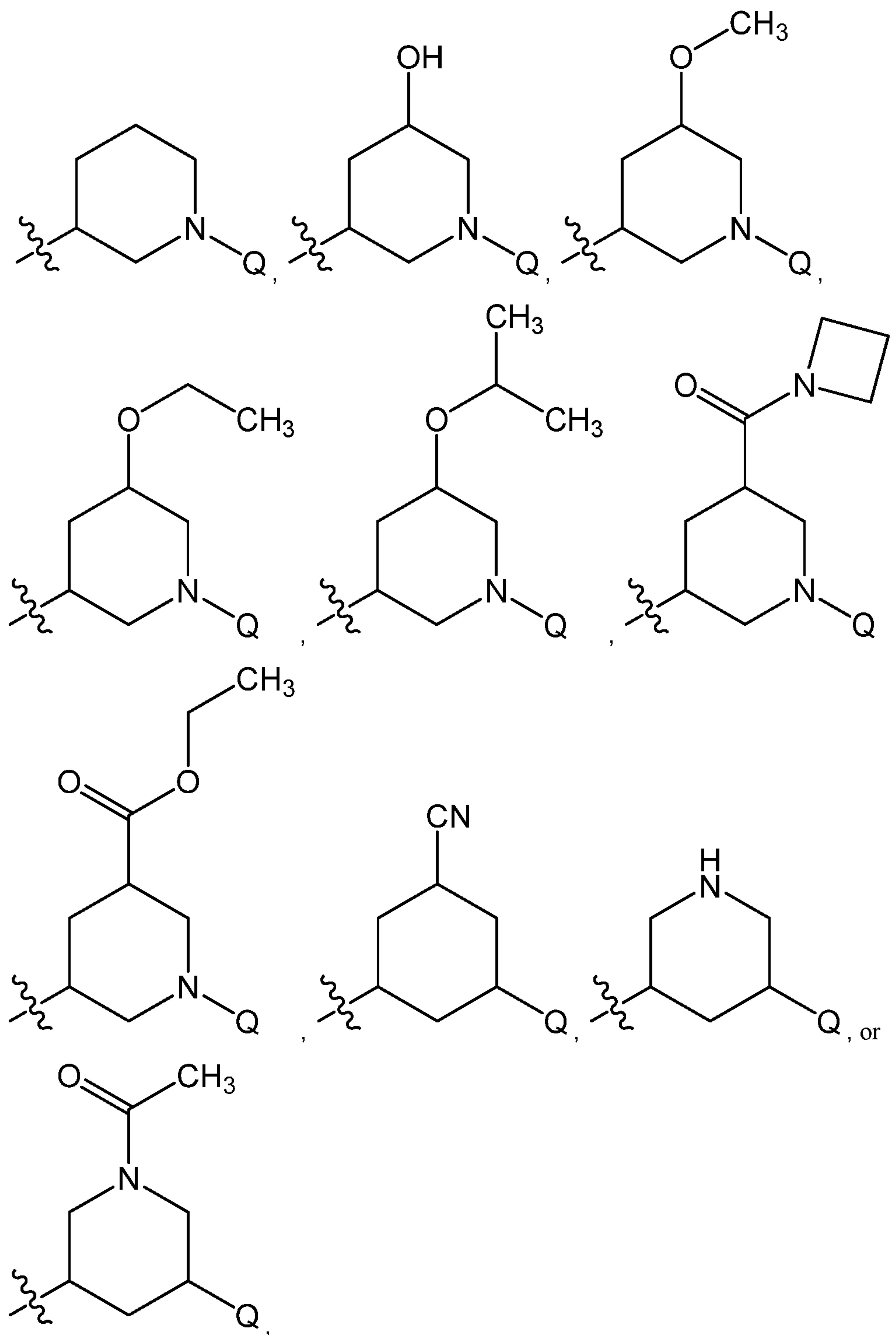
R^{3d} and R^{3e} are independently selected from $-H$ or $-CH_3$; and


R^{3f} and R^{3g} are independently selected from $-H$, $-CH_3$, $-O-CH_3$, or $-O-CH(CH_3)_2$.

41. The compound of any one of claims 38-40 or the pharmaceutically acceptable salt thereof, the tautomer thereof, the pharmaceutically acceptable salt of the tautomer, or the mixture thereof, wherein at least one of R^{3d} , R^{3e} , R^{3f} , or R^{3g} is not $-H$.

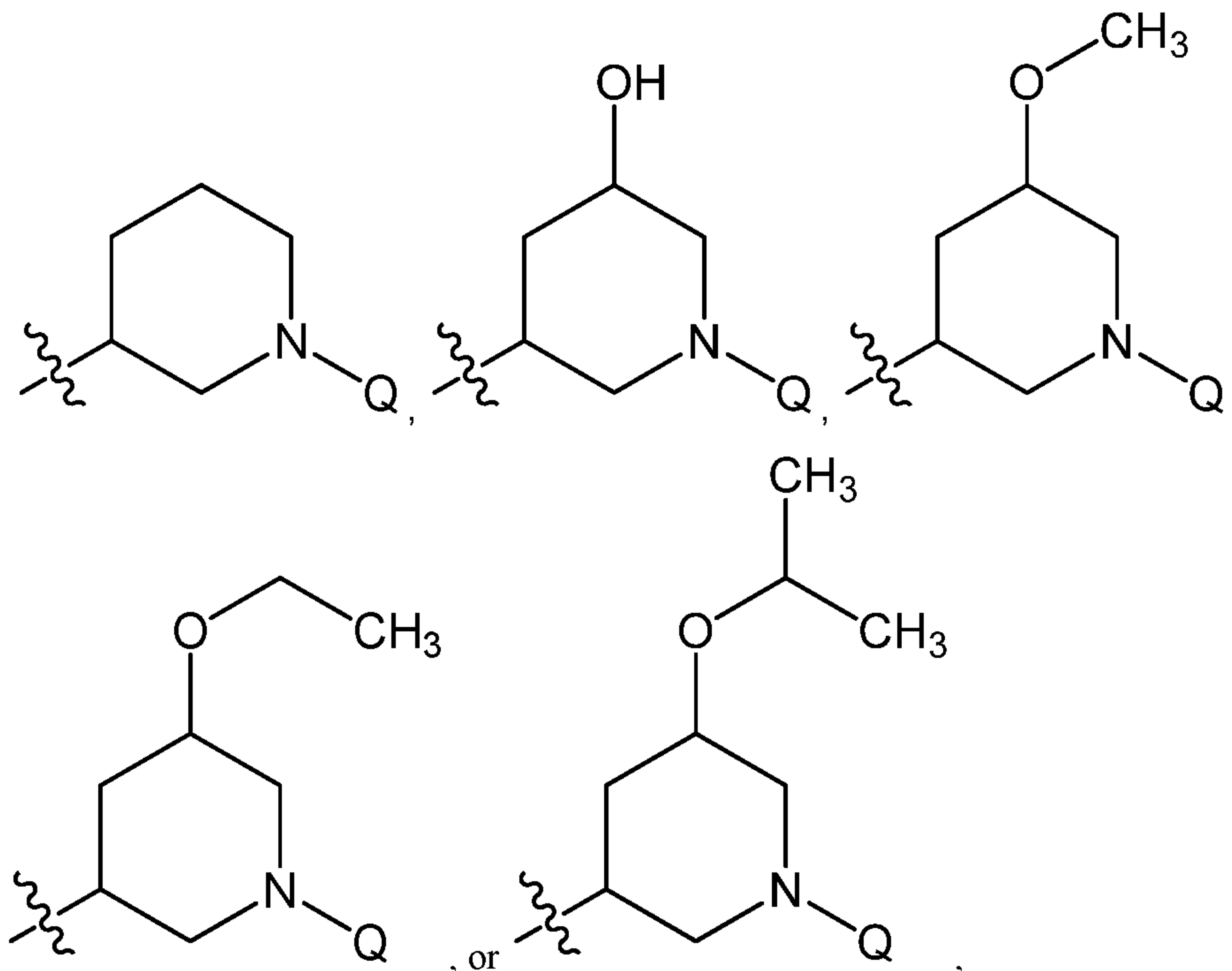
42. The compound of any one of claims 38-41 or the pharmaceutically acceptable salt thereof, the tautomer thereof, the pharmaceutically acceptable salt of the tautomer, or the mixture thereof, wherein at least one of R^{3d} , R^{3e} , R^{3f} , or R^{3g} is a $-C_1-C_6$ alkyl.


43. The compound of any one of claims 1-37 or the pharmaceutically acceptable salt thereof, the tautomer thereof, the pharmaceutically acceptable salt of the tautomer, or the mixture thereof, wherein R^3 is selected from



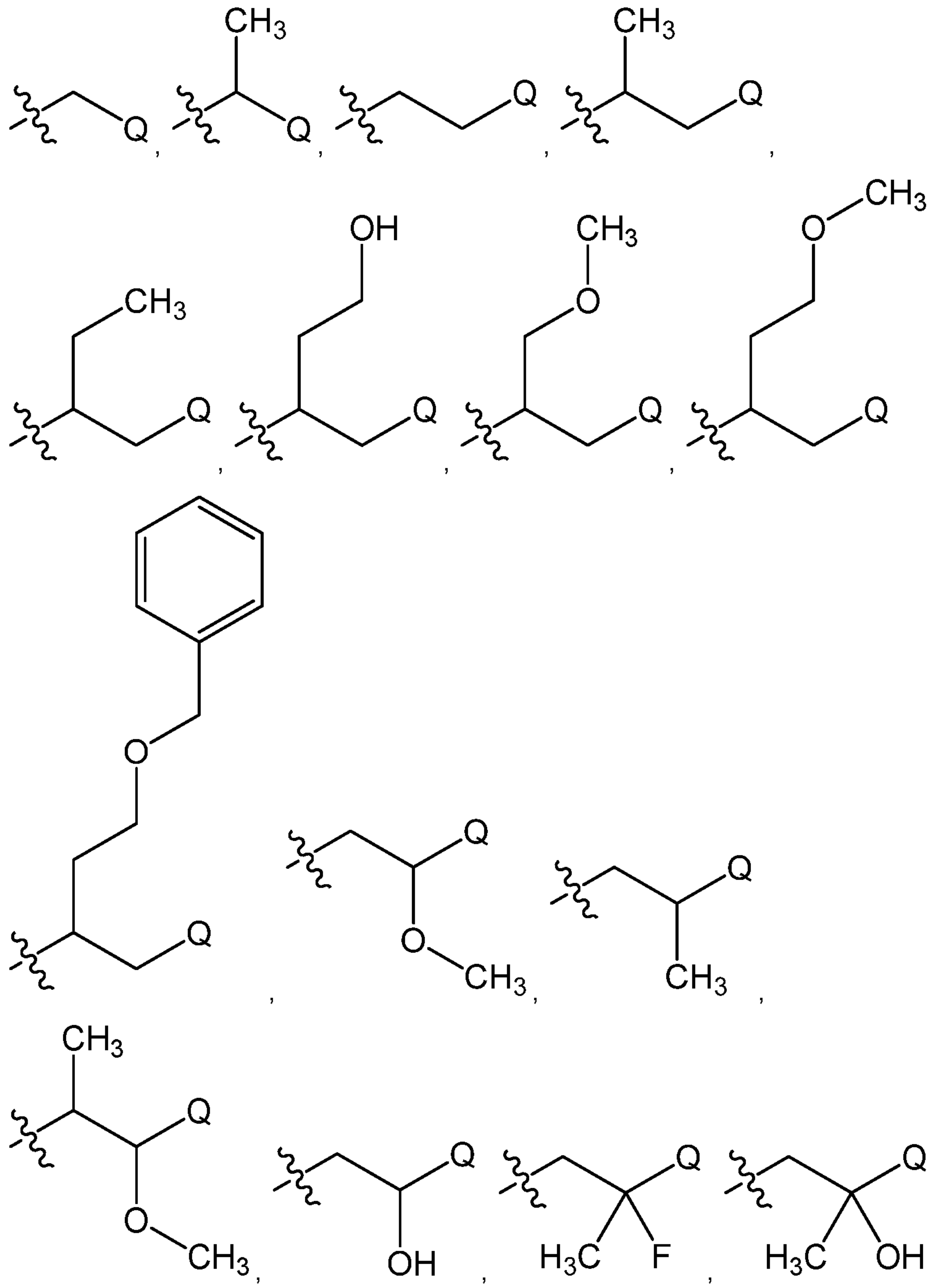
wherein the symbol , when drawn across a bond, indicates the point of attachment to the rest of the molecule.

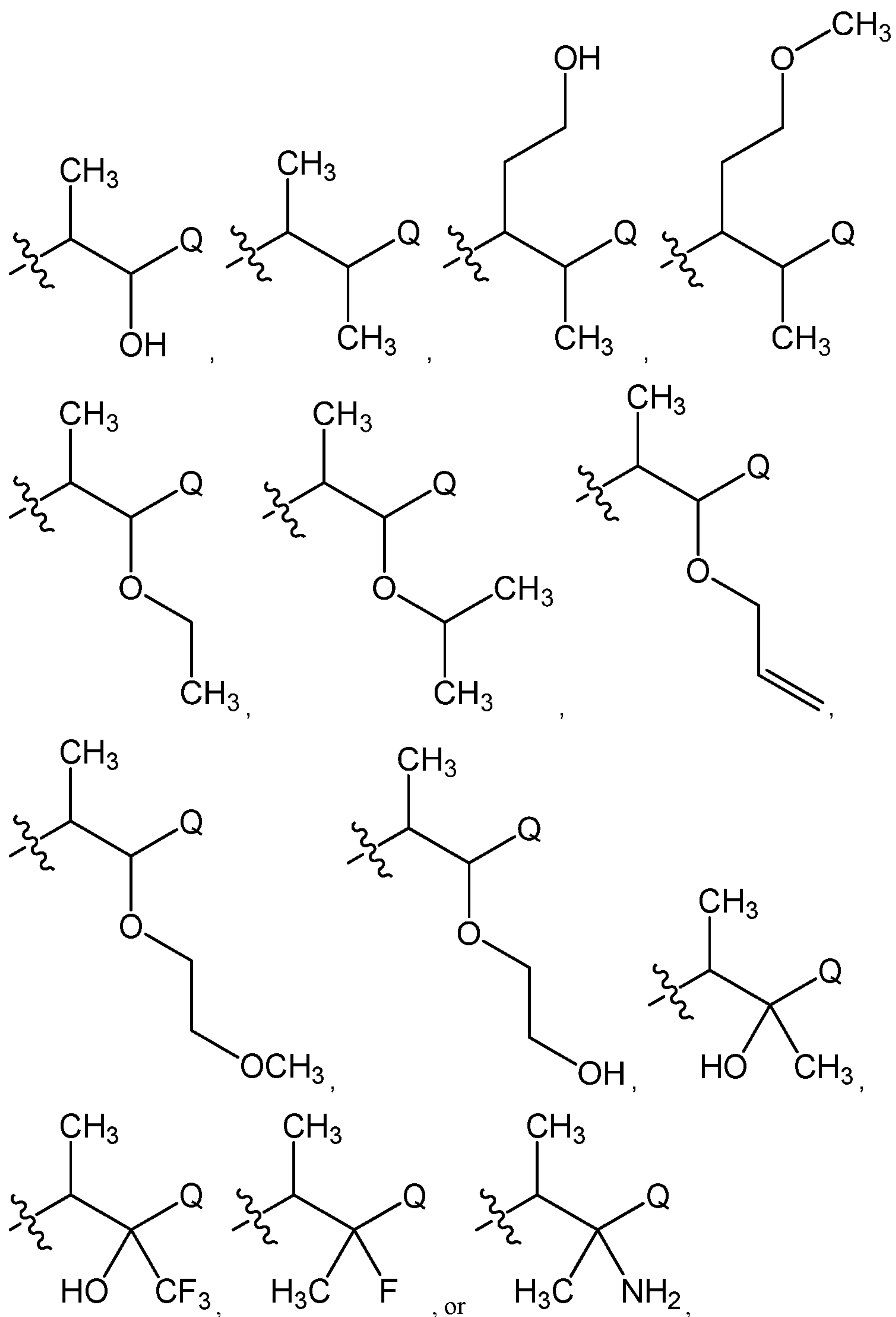
44. The compound of any one of claims 1-37 or the pharmaceutically acceptable salt thereof, the tautomer thereof, the pharmaceutically acceptable salt of the tautomer, or the mixture thereof, wherein R³ is selected from



wherein the symbol , when drawn across a bond, indicates the point of attachment to the rest of the molecule.

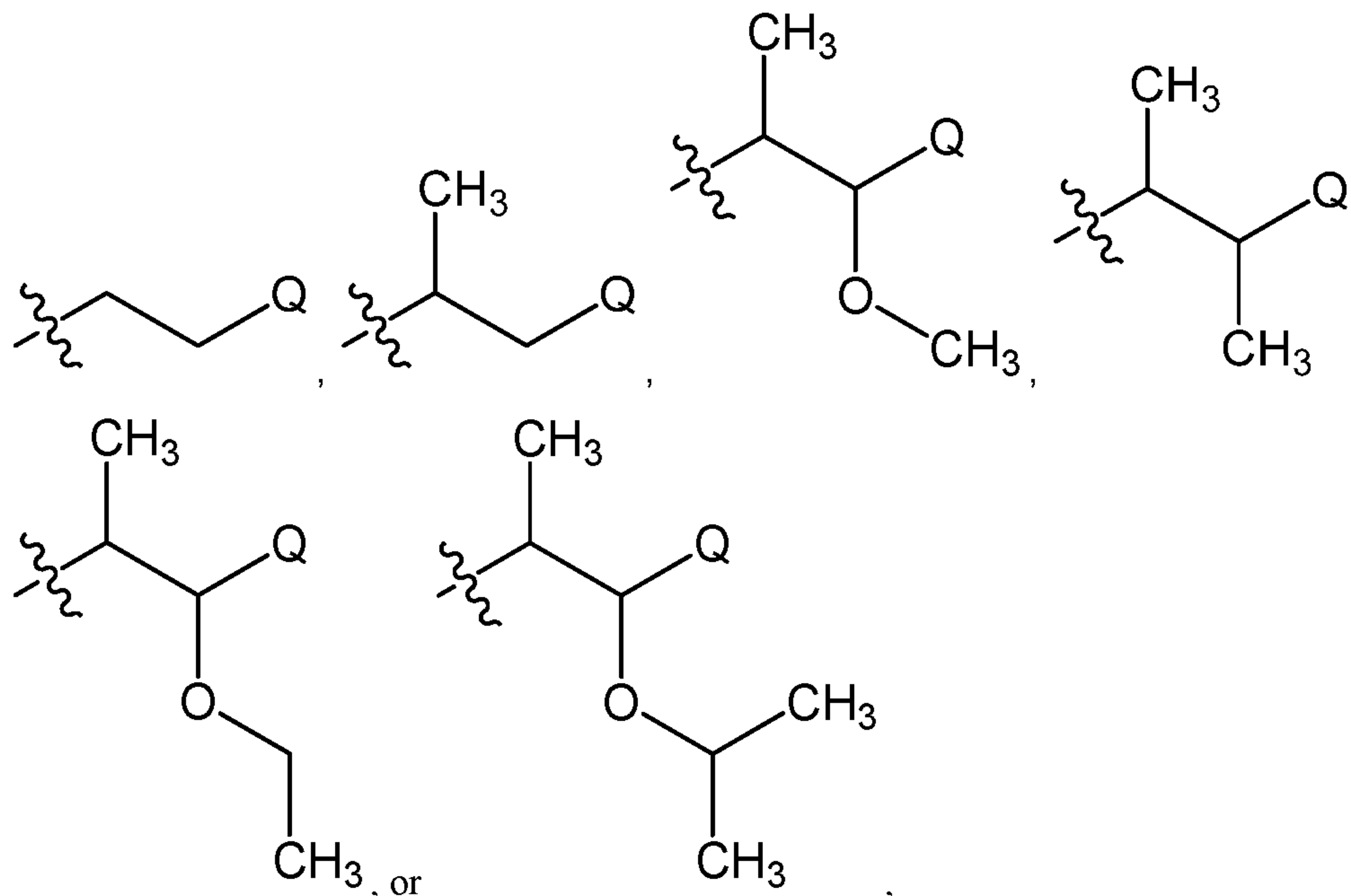
45. The compound of any one of claims 1-37 or the pharmaceutically acceptable salt thereof, the tautomer thereof, the pharmaceutically acceptable salt of the tautomer, or the mixture thereof, wherein R³ is selected from






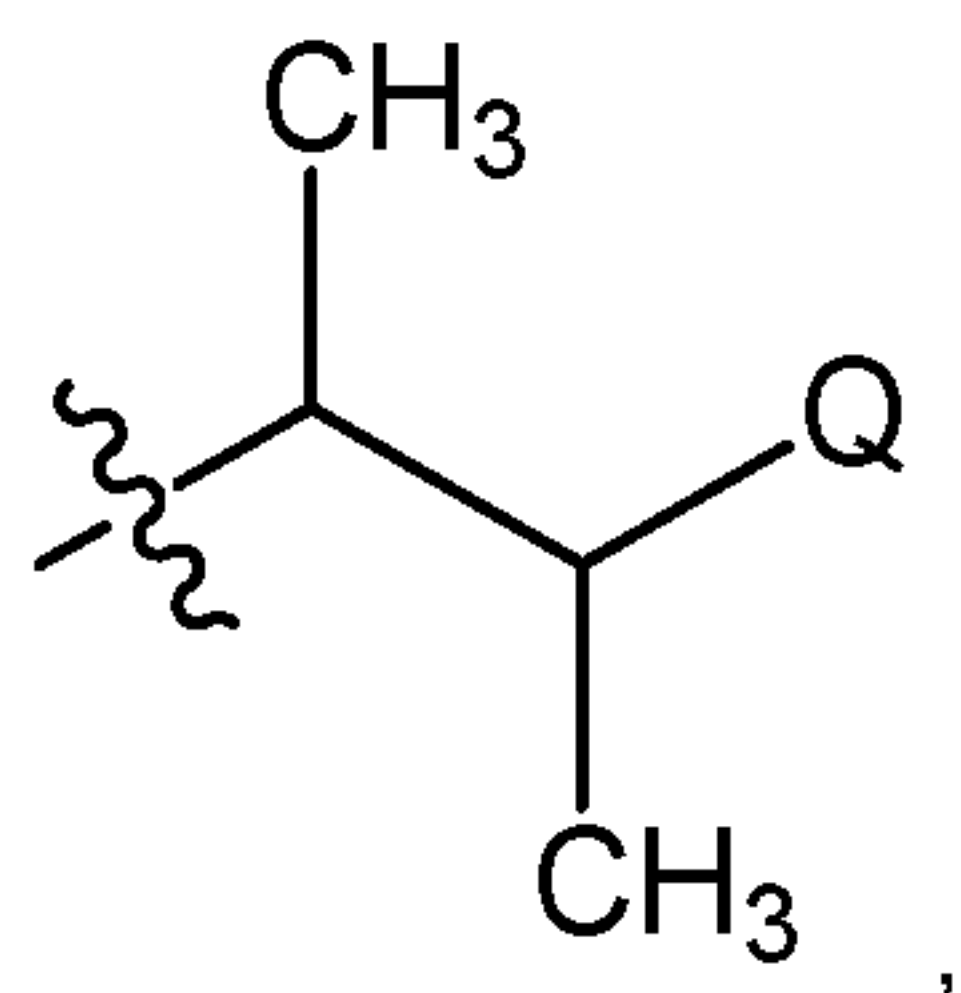
wherein the symbol ~~~~ , when drawn across a bond, indicates the point of attachment to the rest of the molecule.


46. The compound of any one of claims 1-37 or the pharmaceutically acceptable salt thereof, the tautomer thereof, the pharmaceutically acceptable salt of the tautomer, or the mixture thereof, wherein R^3 is selected from



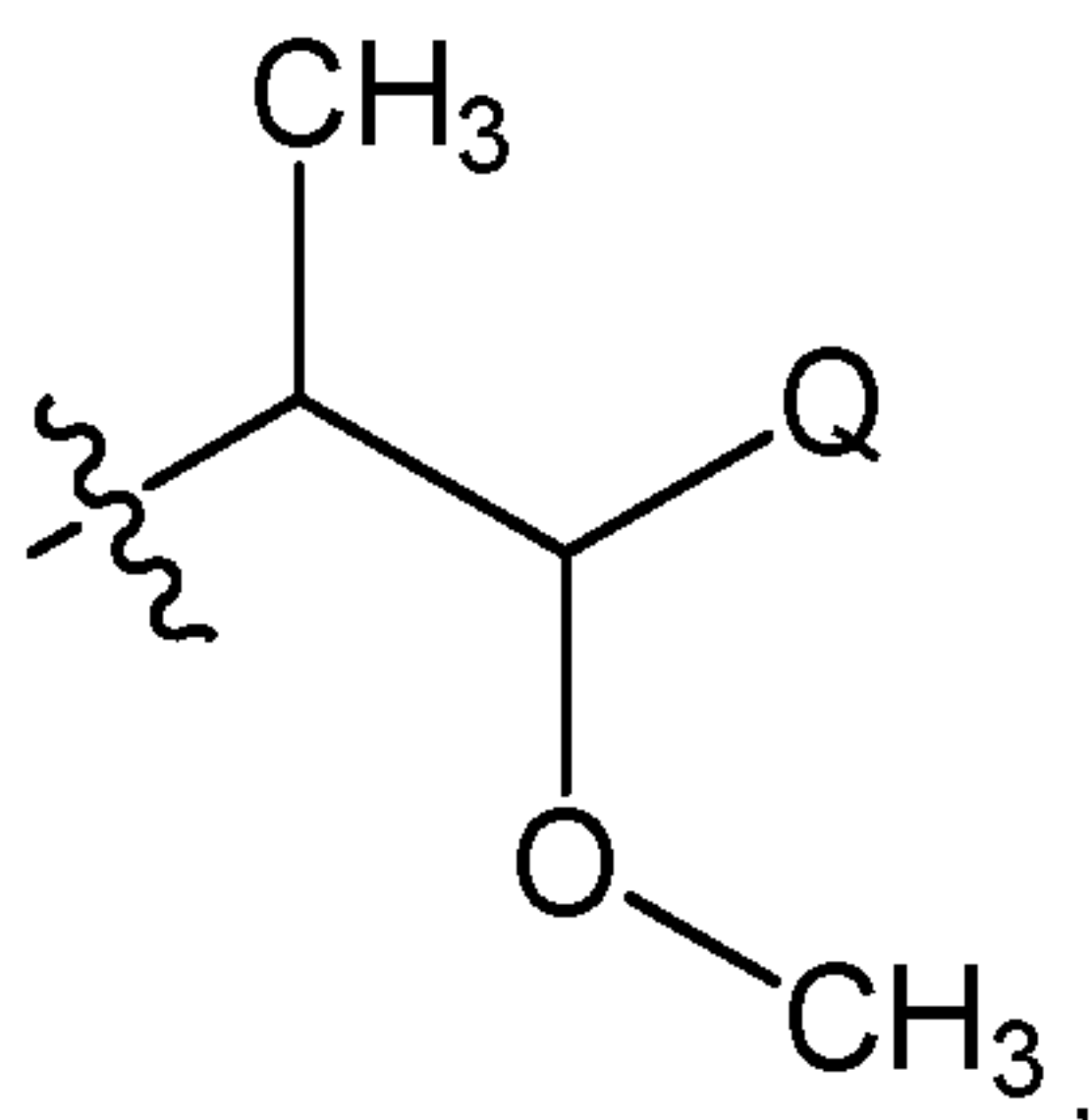
wherein the symbol , when drawn across a bond, indicates the point of attachment to the rest of the molecule.


47. The compound of any one of claims 1-37 or the pharmaceutically acceptable salt thereof, the tautomer thereof, the pharmaceutically acceptable salt of the tautomer, or the mixture thereof, wherein R^3 is



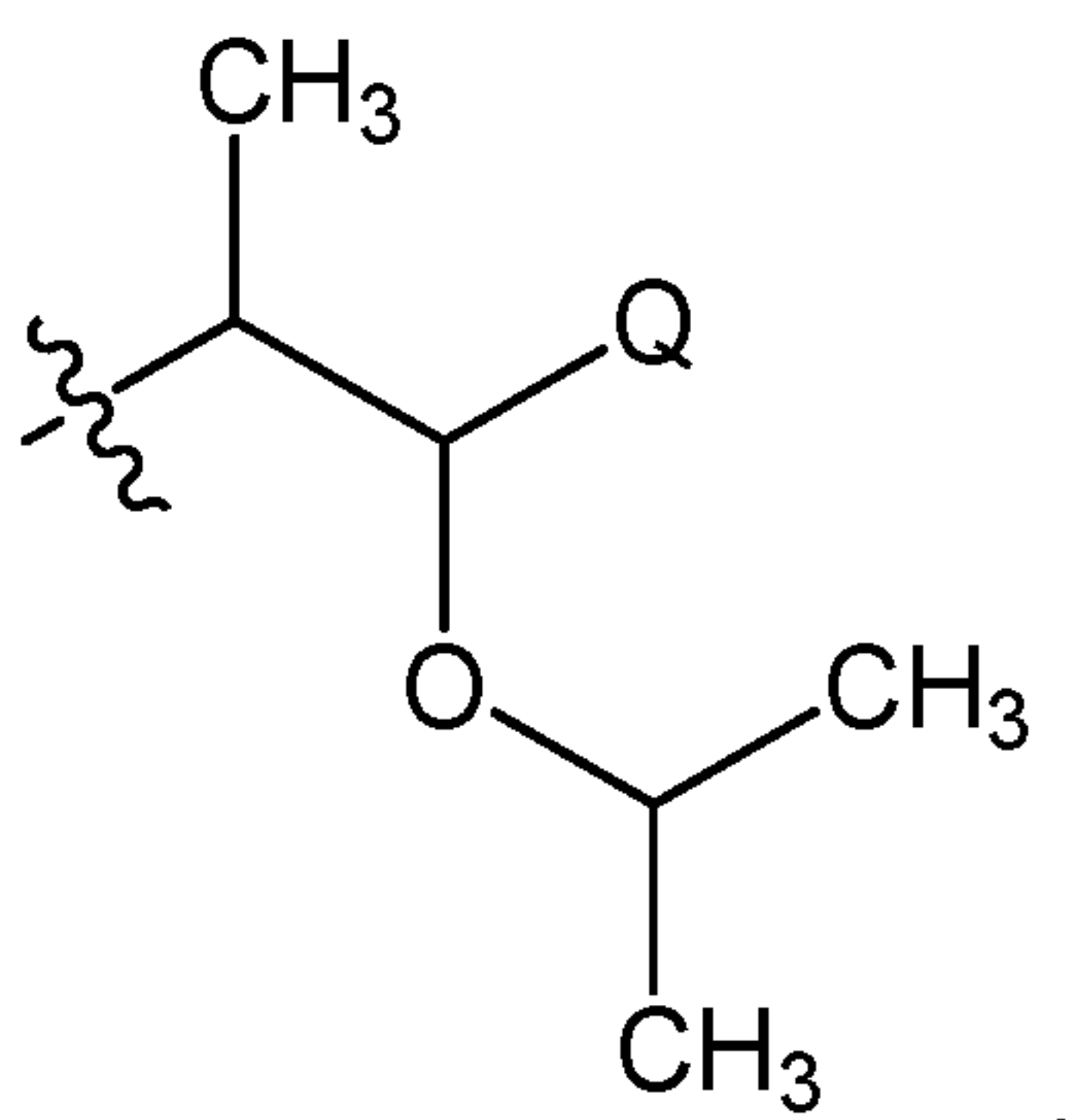
wherein the symbol , when drawn across a bond, indicates the point of attachment to the rest of the molecule.


48. The compound of any one of claims 1-37 or the pharmaceutically acceptable salt thereof, the tautomer thereof, the pharmaceutically acceptable salt of the tautomer, or the mixture thereof, wherein R^3 is



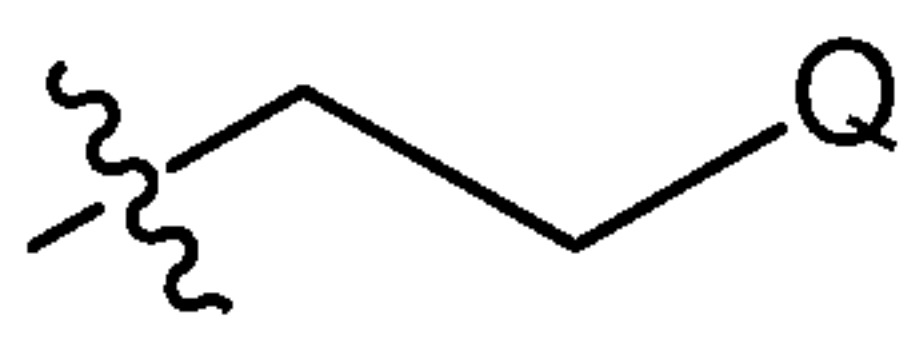
wherein the symbol , when drawn across a bond, indicates the point of attachment to the rest of the molecule.


49. The compound of any one of claims 1-37 or the pharmaceutically acceptable salt thereof, the tautomer thereof, the pharmaceutically acceptable salt of the tautomer, or the mixture thereof, wherein R^3 is



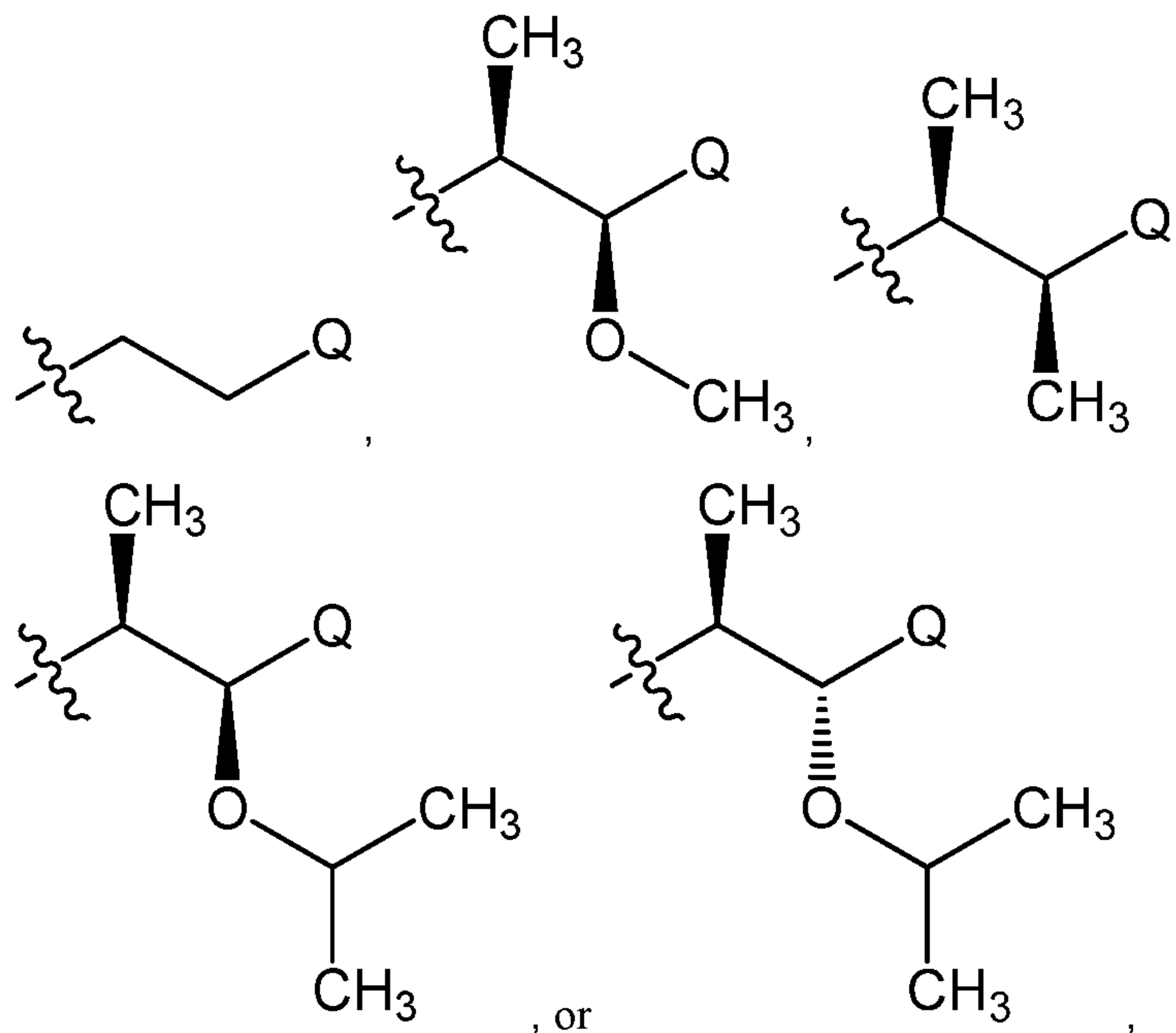
wherein the symbol , when drawn across a bond, indicates the point of attachment to the rest of the molecule.


50. The compound of any one of claims 1-37 or the pharmaceutically acceptable salt thereof, the tautomer thereof, the pharmaceutically acceptable salt of the tautomer, or the mixture thereof, wherein R^3 is



wherein the symbol , when drawn across a bond, indicates the point of attachment to the rest of the molecule.

51. The compound of any one of claims 1-37 or the pharmaceutically acceptable salt thereof, the tautomer thereof, the pharmaceutically acceptable salt of the tautomer, or the mixture thereof, wherein R^3 is selected from



wherein the symbol , when drawn across a bond, indicates the point of attachment to the rest of the molecule.

52. The compound of claim 1, wherein the compound is selected from
- (2S,3R)-N-((5R)-5-(methoxymethyl)-5,6-dihydro[1,2,4]triazolo[4,3-d][1,4]benzoxazepin-3-yl)-3-(5-methoxy-2-pyrimidinyl)-2-butanesulfonamide;
- (2S,3R)-N-((5S)-5-(methoxymethyl)-5,6-dihydro[1,2,4]triazolo[4,3-d][1,4]benzoxazepin-3-yl)-3-(5-methoxy-2-pyrimidinyl)-2-butanesulfonamide;
- (2S,3R)-N-((5R)-10-methoxy-5-(methoxymethyl)-5,6-dihydropyrido[2,3-f][1,2,4]triazolo[4,3-d][1,4]oxazepin-3-yl)-3-(5-methoxy-2-pyrimidinyl)-2-butanesulfonamide;
- (2S,3R)-N-((5S)-10-methoxy-5-(methoxymethyl)-5,6-dihydropyrido[2,3-f][1,2,4]triazolo[4,3-d][1,4]oxazepin-3-yl)-3-(5-methoxy-2-pyrimidinyl)-2-butanesulfonamide;
- (1S,2S)-N-((5R)-5-(methoxymethyl)-5,6-dihydro[1,2,4]triazolo[4,3-d][1,4]benzoxazepin-3-yl)-1-(5-methyl-2-pyrimidinyl)-1-(2-propanyloxy)-2-propanesulfonamide;

(1S,2S)-N-((5S)-5-(methoxymethyl)-5,6-dihydro[1,2,4]triazolo[4,3-d][1,4]benzoxazepin-3-yl)-1-(5-methyl-2-pyrimidinyl)-1-(2-propoxy)-2-propanesulfonamide;

(2S,3R)-N-((5R)-8-methoxy-5-(methoxymethyl)-5,6-dihydro[1,2,4]triazolo[4,3-d][1,4]benzoxazepin-3-yl)-3-(5-methoxy-2-pyrimidinyl)-2-butanesulfonamide;

(2S,3R)-N-((5S)-8-methoxy-5-(methoxymethyl)-5,6-dihydro[1,2,4]triazolo[4,3-d][1,4]benzoxazepin-3-yl)-3-(5-methoxy-2-pyrimidinyl)-2-butanesulfonamide;

(2S,3R)-N-((5R)-10-methoxy-5-(methoxymethyl)-5,6-dihydropyrido[2,3-f][1,2,4]triazolo[4,3-d][1,4]oxazepin-3-yl)-3-(5-methyl-2-pyrimidinyl)-2-butanesulfonamide;

(2S,3R)-N-((5S)-10-methoxy-5-(methoxymethyl)-5,6-dihydropyrido[2,3-f][1,2,4]triazolo[4,3-d][1,4]oxazepin-3-yl)-3-(5-methyl-2-pyrimidinyl)-2-butanesulfonamide;

(1S,2S)-N-((5R)-10-methoxy-5-(methoxymethyl)-5,6-dihydropyrido[2,3-f][1,2,4]triazolo[4,3-d][1,4]oxazepin-3-yl)-1-(5-methyl-2-pyrimidinyl)-1-(2-propoxy)-2-propanesulfonamide;

(1S,2S)-N-((5S)-10-methoxy-5-(methoxymethyl)-5,6-dihydropyrido[2,3-f][1,2,4]triazolo[4,3-d][1,4]oxazepin-3-yl)-1-(5-methyl-2-pyrimidinyl)-1-(2-propoxy)-2-propanesulfonamide;

(1S,2S)-N-((5R)-9,10-difluoro-5-(methoxymethyl)-5,6-dihydro[1,2,4]triazolo[4,3-d][1,4]benzoxazepin-3-yl)-1-(5-methyl-2-pyrimidinyl)-1-(2-propoxy)-2-propanesulfonamide;

(1S,2S)-N-((5S)-9,10-difluoro-5-(methoxymethyl)-5,6-dihydro[1,2,4]triazolo[4,3-d][1,4]benzoxazepin-3-yl)-1-(5-methyl-2-pyrimidinyl)-1-(2-propoxy)-2-propanesulfonamide;

(1S,2S)-N-(5-methylidene-5,6-dihydro[1,2,4]triazolo[4,3-d][1,4]benzoxazepin-3-yl)-1-(5-methyl-2-pyrimidinyl)-1-(2-propoxy)-2-propanesulfonamide;

(1S,2S)-N-((R)-5-(hydroxymethyl)-10-methoxy-5,6-dihydropyrido[2,3-f][1,2,4]triazolo[4,3-d][1,4]oxazepin-3-yl)-1-isopropoxy-1-(5-methylpyrimidin-2-yl)propane-2-sulfonamide;

(1S,2S)-N-((S)-5-(hydroxymethyl)-10-methoxy-5,6-dihydropyrido[2,3-f][1,2,4]triazolo[4,3-d][1,4]oxazepin-3-yl)-1-isopropoxy-1-(5-methylpyrimidin-2-yl)propane-2-sulfonamide;

(1S,2S)-N-((R)-5-((4-fluorophenoxy)methyl)-5,6-dihydrobenzo[f][1,2,4]triazolo[4,3-d][1,4]oxazepin-3-yl)-1-isopropoxy-1-(5-methylpyrimidin-2-yl)propane-2-sulfonamide;

(1S,2S)-N-((S)-5-((4-fluorophenoxy)methyl)-5,6-dihydrobenzo[f][1,2,4]triazolo[4,3-d][1,4]oxazepin-3-yl)-1-isopropoxy-1-(5-methylpyrimidin-2-yl)propane-2-sulfonamide;

(1S,2S)-N-((5R)-10-fluoro-5-(methoxymethyl)-5,6-dihydro[1,2,4]triazolo[4,3-d][1,4]benzoxazepin-3-yl)-1-(5-methyl-2-pyrimidinyl)-1-(2-propanyloxy)-2-propanesulfonamide;

(1S,2S)-N-((5S)-10-fluoro-5-(methoxymethyl)-5,6-dihydro[1,2,4]triazolo[4,3-d][1,4]benzoxazepin-3-yl)-1-(5-methyl-2-pyrimidinyl)-1-(2-propanyloxy)-2-propanesulfonamide;

(1R,2S)-N-((5R)-10-fluoro-5-(methoxymethyl)-5,6-dihydro[1,2,4]triazolo[4,3-d][1,4]benzoxazepin-3-yl)-1-methoxy-1-(5-methyl-2-pyrimidinyl)-2-propanesulfonamide;

(1R,2S)-N-((5S)-10-fluoro-5-(methoxymethyl)-5,6-dihydro[1,2,4]triazolo[4,3-d][1,4]benzoxazepin-3-yl)-1-methoxy-1-(5-methyl-2-pyrimidinyl)-2-propanesulfonamide;

N-((5R)-5-(methoxymethyl)-5,6-dihydropyrido[3,2-f][1,2,4]triazolo[4,3-d][1,4]oxazepin-3-yl)-2-(5-methyl-2-pyrimidinyl)ethanesulfonamide;

N-((5S)-5-(methoxymethyl)-5,6-dihydropyrido[3,2-f][1,2,4]triazolo[4,3-d][1,4]oxazepin-3-yl)-2-(5-methyl-2-pyrimidinyl)ethanesulfonamide;

(1S,2S)-N-((5R)-5-(hydroxymethyl)-5,6-dihydropyrido[3,2-f][1,2,4]triazolo[4,3-d][1,4]oxazepin-3-yl)-1-(5-methyl-2-pyrimidinyl)-1-(2-propanyloxy)-2-propanesulfonamide;

(1S,2S)-N-((5S)-5-(hydroxymethyl)-5,6-dihydropyrido[3,2-f][1,2,4]triazolo[4,3-d][1,4]oxazepin-3-yl)-1-(5-methyl-2-pyrimidinyl)-1-(2-propanyloxy)-2-propanesulfonamide;

(1S,2S)-1-(5-chloro-2-pyrimidinyl)-N-((5R)-5-(hydroxymethyl)-5,6-dihydropyrido[3,2-f][1,2,4]triazolo[4,3-d][1,4]oxazepin-3-yl)-1-(2-propanyloxy)-2-propanesulfonamide;

(1S,2S)-1-(5-chloro-2-pyrimidinyl)-N-((5S)-5-(hydroxymethyl)-5,6-dihydropyrido[3,2-f][1,2,4]triazolo[4,3-d][1,4]oxazepin-3-yl)-1-(2-propanyloxy)-2-propanesulfonamide;

(1S,2S)-N-((5R)-5-(methoxymethyl)-5,6-dihydropyrido[3,2-f][1,2,4]triazolo[4,3-d][1,4]oxazepin-3-yl)-1-(5-methyl-2-pyrimidinyl)-1-(2-propanyloxy)-2-propanesulfonamide;

(1S,2S)-N-((5S)-5-(methoxymethyl)-5,6-dihydropyrido[3,2-f][1,2,4]triazolo[4,3-d][1,4]oxazepin-3-yl)-1-(5-methyl-2-pyrimidinyl)-1-(2-propanyloxy)-2-propanesulfonamide;

(1S,2S)-N-((5R)-8-methoxy-5-(methoxymethyl)-5,6-dihydro[1,2,4]triazolo[4,3-d][1,4]benzoxazepin-3-yl)-1-(5-methyl-2-pyrimidinyl)-1-(2-propanyloxy)-2-propanesulfonamide;

(1S,2S)-N-((5S)-8-methoxy-5-(methoxymethyl)-5,6-dihydro[1,2,4]triazolo[4,3-d][1,4]benzoxazepin-3-yl)-1-(5-methyl-2-pyrimidinyl)-1-(2-propanyloxy)-2-propanesulfonamide;

(1R,2S)-N-((5R)-5-(hydroxymethyl)-5,6-dihydropyrido[3,2-f][1,2,4]triazolo[4,3-d][1,4]oxazepin-3-yl)-1-methoxy-1-(5-methyl-2-pyrimidinyl)-2-propanesulfonamide;

(1R,2S)-N-((5S)-5-(hydroxymethyl)-5,6-dihydropyrido[3,2-f][1,2,4]triazolo[4,3-d][1,4]oxazepin-3-yl)-1-methoxy-1-(5-methyl-2-pyrimidinyl)-2-propanesulfonamide;

(1S,2S)-1-(5-chloro-2-pyrimidinyl)-N-((5R)-5-(methoxymethyl)-5,6-dihydropyrido[3,2-f][1,2,4]triazolo[4,3-d][1,4]oxazepin-3-yl)-1-(2-propanyloxy)-2-propanesulfonamide;

(1S,2S)-1-(5-chloro-2-pyrimidinyl)-N-((5S)-5-(methoxymethyl)-5,6-dihydropyrido[3,2-f][1,2,4]triazolo[4,3-d][1,4]oxazepin-3-yl)-1-(2-propanyloxy)-2-propanesulfonamide;

N-((5R)-10-fluoro-5-(methoxymethyl)-5,6-dihydro[1,2,4]triazolo[4,3-d][1,4]benzoxazepin-3-yl)-2-(5-methyl-2-pyrimidinyl)ethanesulfonamide;

N-((5S)-10-fluoro-5-(methoxymethyl)-5,6-dihydro[1,2,4]triazolo[4,3-d][1,4]benzoxazepin-3-yl)-2-(5-methyl-2-pyrimidinyl)ethanesulfonamide;

(1S,2S)-N-((5R)-5-(methoxymethyl)-5,6-dihydropyrido[4,3-f][1,2,4]triazolo[4,3-d][1,4]oxazepin-3-yl)-1-(5-methyl-2-pyrimidinyl)-1-(2-propanyloxy)-2-propanesulfonamide;

(1S,2S)-N-((5S)-5-(methoxymethyl)-5,6-dihydropyrido[4,3-f][1,2,4]triazolo[4,3-d][1,4]oxazepin-3-yl)-1-(5-methyl-2-pyrimidinyl)-1-(2-propanyloxy)-2-propanesulfonamide;

(1S,2S)-N-((Z)-4,5-dihydrobenzo[g][1,2,4]triazolo[4,3-a]azocin-1-yl)-1-isopropoxy-1-(5-methylpyrimidin-2-yl)propane-2-sulfonamide;

(1S,2S)-N-((Z)-11-fluoro-4,5-dihydrobenzo[g][1,2,4]triazolo[4,3-a]azocin-1-yl)-1-isopropoxy-1-(5-methylpyrimidin-2-yl)propane-2-sulfonamide;

(1S,2S)-N-((R,Z)-11-fluoro-4-methyl-4,5-dihydrobenzo[g][1,2,4]triazolo[4,3-a]azocin-1-yl)-1-isopropoxy-1-(5-methylpyrimidin-2-yl)propane-2-sulfonamide;

(1S,2S)-N-((S,Z)-11-fluoro-4-methyl-4,5-dihydrobenzo[g][1,2,4]triazolo[4,3-a]azocin-1-yl)-1-isopropoxy-1-(5-methylpyrimidin-2-yl)propane-2-sulfonamide;

(1R,2S)-N-((R)-5-(isopropoxymethyl)-5,6-dihydropyrido[3,2-f][1,2,4]triazolo[4,3-d][1,4]oxazepin-3-yl)-1-methoxy-1-(5-methylpyrimidin-2-yl)propane-2-sulfonamide;

(1R,2S)-N-((S)-5-(isopropoxymethyl)-5,6-dihydropyrido[3,2-f][1,2,4]triazolo[4,3-d][1,4]oxazepin-3-yl)-1-methoxy-1-(5-methylpyrimidin-2-yl)propane-2-sulfonamide;

(1R,2S)-N-((5R)-5-(hydroxymethyl)-5,6-dihydropyrido[3,2-f][1,2,4]triazolo[4,3-d][1,4]oxazepin-3-yl)-1-(5-methyl-2-pyrimidinyl)-1-(2-propanyloxy)-2-propanesulfonamide;

(1R,2S)-N-((5S)-5-(hydroxymethyl)-5,6-dihydropyrido[3,2-f][1,2,4]triazolo[4,3-d][1,4]oxazepin-3-yl)-1-(5-methyl-2-pyrimidinyl)-1-(2-propanyloxy)-2-propanesulfonamide;

(1S,2S)-N-((R)-5-(hydroxymethyl)-5,6-dihydropyrido[2,3-f][1,2,4]triazolo[4,3-d][1,4]oxazepin-3-yl)-1-isopropoxy-1-(5-methylpyrimidin-2-yl)propane-2-sulfonamide;

(1S,2S)-N-((S)-5-(hydroxymethyl)-5,6-dihydropyrido[2,3-f][1,2,4]triazolo[4,3-d][1,4]oxazepin-3-yl)-1-isopropoxy-1-(5-methylpyrimidin-2-yl)propane-2-sulfonamide;

(1R,2S)-N-((5R)-5-(methoxymethyl)-5,6-dihydropyrido[3,2-f][1,2,4]triazolo[4,3-d][1,4]oxazepin-3-yl)-1-(5-methyl-2-pyrimidinyl)-1-(2-propanyloxy)-2-propanesulfonamide;

(1R,2S)-N-((5S)-5-(methoxymethyl)-5,6-dihydropyrido[3,2-f][1,2,4]triazolo[4,3-d][1,4]oxazepin-3-yl)-1-(5-methyl-2-pyrimidinyl)-1-(2-propanyloxy)-2-propanesulfonamide;

(1S,2S)-1-(5-chloro-2-pyrimidinyl)-N-(5-methylidene-5,6-dihydropyrido[3,2-f][1,2,4]triazolo[4,3-d][1,4]oxazepin-3-yl)-1-(2-propanyloxy)-2-propanesulfonamide;

(1S,2S)-N-((5R)-5-(methoxymethyl)-5,6-dihydropyrido[2,3-f][1,2,4]triazolo[4,3-d][1,4]oxazepin-3-yl)-1-(5-methyl-2-pyrimidinyl)-1-(2-propanyloxy)-2-propanesulfonamide;

(1S,2S)-N-((5S)-5-(methoxymethyl)-5,6-dihydropyrido[2,3-f][1,2,4]triazolo[4,3-d][1,4]oxazepin-3-yl)-1-(5-methyl-2-pyrimidinyl)-1-(2-propanyloxy)-2-propanesulfonamide;

(1S,2S)-N-((R)-10-fluoro-5-(isopropoxymethyl)-5,6-dihydrobenzo[f][1,2,4]triazolo[4,3-d][1,4]oxazepin-3-yl)-1-isopropoxy-1-(5-methylpyrimidin-2-yl)propane-2-sulfonamide;

(1S,2S)-N-((S)-10-fluoro-5-(isopropoxymethyl)-5,6-dihydrobenzo[f][1,2,4]triazolo[4,3-d][1,4]oxazepin-3-yl)-1-isopropoxy-1-(5-methylpyrimidin-2-yl)propane-2-sulfonamide;

(1S,2S)-1-isopropoxy-N-((R)-5-(methoxymethyl)-5,6-dihydropyrido[4,3-f][1,2,4]triazolo[4,3-d][1,4]oxazepin-3-yl)-1-(5-methylpyrimidin-2-yl)propane-2-sulfonamide; or

(1S,2S)-1-isopropoxy-N-((S)-5-(methoxymethyl)-5,6-dihydropyrido[4,3-f][1,2,4]triazolo[4,3-d][1,4]oxazepin-3-yl)-1-(5-methylpyrimidin-2-yl)propane-2-sulfonamide; or

the pharmaceutically acceptable salt thereof, or the mixture thereof.

53. The compound of claim 1, wherein the compound is selected from any of the compounds of Examples 71-145, 147, or 148 or the pharmaceutically acceptable salt thereof, or the mixture thereof.

54. The compound of claim 1, wherein the compound is selected from
(1S,2S)-N-((5R)-5-(hydroxymethyl)-10-methoxy-5,6-dihydro[1,2,4]triazolo[4,3-d][1,4]benzoxazepin-3-yl)-1-(5-methyl-2-pyrimidinyl)-1-(2-propanyloxy)-2-propanesulfonamide;

(1S,2S)-N-((5S)-5-(hydroxymethyl)-10-methoxy-5,6-dihydro[1,2,4]triazolo[4,3-d][1,4]benzoxazepin-3-yl)-1-(5-methyl-2-pyrimidinyl)-1-(2-propanyloxy)-2-propanesulfonamide;

(1S,2S)-N-((5R)-10-methoxy-5-(methoxymethyl)-5,6-dihydro[1,2,4]triazolo[4,3-d][1,4]benzoxazepin-3-yl)-1-(5-methyl-2-pyrimidinyl)-1-(2-propanyloxy)-2-propanesulfonamide;

(1S,2S)-N-((5S)-10-methoxy-5-(methoxymethyl)-5,6-dihydro[1,2,4]triazolo[4,3-d][1,4]benzoxazepin-3-yl)-1-(5-methyl-2-pyrimidinyl)-1-(2-propanyloxy)-2-propanesulfonamide;

(1S,2S)-N-((5R)-5-(hydroxymethyl)-10-(trifluoromethoxy)-5,6-dihydro[1,2,4]triazolo[4,3-d][1,4]benzoxazepin-3-yl)-1-(5-methyl-2-pyrimidinyl)-1-(2-propanyloxy)-2-propanesulfonamide;

(1S,2S)-N-((5S)-5-(hydroxymethyl)-10-(trifluoromethoxy)-5,6-dihydro[1,2,4]triazolo[4,3-d][1,4]benzoxazepin-3-yl)-1-(5-methyl-2-pyrimidinyl)-1-(2-propanyloxy)-2-propanesulfonamide;

(1S,2S)-N-((R)-5-(hydroxymethyl)-10-(trifluoromethyl)-5,6-dihydrobenzo[f][1,2,4]triazolo[4,3-d][1,4]oxazepin-3-yl)-1-isopropoxy-1-(5-methylpyrimidin-2-yl)propane-2-sulfonamide; or

(1S,2S)-N-((S)-5-(hydroxymethyl)-10-(trifluoromethyl)-5,6-dihydrobenzo[f][1,2,4]triazolo[4,3-d][1,4]oxazepin-3-yl)-1-isopropoxy-1-(5-methylpyrimidin-2-yl)propane-2-sulfonamide; or

the pharmaceutically acceptable salt thereof, or the mixture thereof.

55. A pharmaceutical composition, comprising the compound of any one of claims 1-54 or the pharmaceutically acceptable salt thereof, the tautomer thereof, the

pharmaceutically acceptable salt of the tautomer, or the mixture thereof, and at least one pharmaceutically acceptable excipient.

56. A pharmaceutical composition, comprising the compound of any one of claims 1-54 or the pharmaceutically acceptable salt thereof and at least one pharmaceutically acceptable excipient.

57. A pharmaceutical composition, comprising the compound of any one of claims 1-54 and at least one pharmaceutically acceptable excipient.

58. A pharmaceutical composition, comprising the pharmaceutically acceptable salt of the compound of any one of claims 1-54 and at least one pharmaceutically acceptable excipient.

59. The pharmaceutical composition of any one of claims 55-58, further comprising a therapeutic agent selected from an α -blocker, a β -blocker, an angiotensin converting enzyme (ACE) inhibitor, an angiotensin-receptor blocker (ARB), a calcium channel blocker, a diuretic, an inhibitor of the funny current, a myosin activator, or a neutral endopeptidase (NEP) inhibitor.

60. The pharmaceutical composition of any one of claims 55-58, further comprising a therapeutic agent selected from an angiotensin converting enzyme (ACE) inhibitor or an angiotensin-receptor blocker (ARB).

61. A method of treating a cardiovascular condition, the method comprising: administering to a subject an effective amount of the compound of any one of claims 1-54 or the pharmaceutically acceptable salt thereof, or the mixture thereof, or the pharmaceutical composition of any one of claims 55-58.

62. The method of claim 61, wherein the cardiovascular condition is heart failure.

63. The method of claim 61, wherein the cardiovascular condition is heart failure with reduced ejection fraction.

64. The method of claim 61, wherein the cardiovascular condition is heart failure with preserved ejection fraction.
65. The method of claim 61, wherein the cardiovascular condition is chronic systolic heart failure or chronic diastolic heart failure.
66. The method of claim 61, wherein the cardiovascular condition is acute heart failure.
67. The method of claim 61, wherein the cardiovascular condition is hypertension.
68. A method of improving cardiac contractility in a subject suffering from a cardiovascular condition, the method comprising: administering to the subject an effective amount of the compound of any one of claims 1-54 or the pharmaceutically acceptable salt thereof, or the mixture thereof, or the pharmaceutical composition of any one of claims 55-58, wherein cardiac contractility is improved in the subject after administration.
69. A method of increasing ejection fraction in a subject suffering from a cardiovascular condition, the method comprising: administering to the subject an effective amount of the compound of any one of claims 1-54 or the pharmaceutically acceptable salt thereof, or the mixture thereof, or the pharmaceutical composition of any one of claims 55-58, wherein the ejection fraction is increased in the subject after administration.
70. A method of treating a condition in a subject where it is desired to activate the APJ Receptor, the method comprising: administering to the subject an effective amount of the compound of any one of claims 1-54 or the pharmaceutically acceptable salt thereof, or the mixture thereof or the pharmaceutical composition of any one of claims 55-58.
71. The method of claim 70, wherein the condition is obesity or diabetes.

72. The method of claim 70, wherein the condition is diabetic nephropathy or chronic kidney disease.

73. The method of any one of claims 61-72, wherein the method includes administering at least one additional therapeutic agent to the subject, wherein the additional therapeutic agent is selected from an α -blocker, a β -blocker, an angiotensin converting enzyme (ACE) inhibitor, an angiotensin-receptor blocker (ARB), a calcium channel blocker, a diuretic, an inhibitor of the funny current, a myosin activator, or a neutral endopeptidase (NEP) inhibitor.

74. The method of any one of claims 61-72, wherein the method includes administering at least one additional therapeutic agent to the subject, wherein the additional therapeutic agent is selected from an angiotensin converting enzyme (ACE) inhibitor or an angiotensin-receptor blocker (ARB).

75. A compound of any one of claims 1-54 or the pharmaceutically acceptable salt thereof, or the mixture thereof, or the pharmaceutical composition of any one of claims 53-57 for use in treating a cardiovascular condition.

76. The compound of claims 75, wherein the cardiovascular condition is heart failure.

77. The compound of claim 75, wherein the cardiovascular condition is heart failure with reduced ejection fraction.

78. The compound of claim 75, wherein the cardiovascular condition is heart failure with preserved ejection fraction.

79. The compound of claim 75, wherein the cardiovascular condition is chronic systolic heart failure or chronic diastolic heart failure.

80. The compound of claim 75, wherein the cardiovascular condition is acute heart failure.

81. The compound of claim 75, wherein the cardiovascular condition is hypertension.
82. A compound of any one of claims 1-54 or the pharmaceutically acceptable salt thereof, or the mixture thereof, or the pharmaceutical composition of any one of claims 55-58 for use in activating the APJ Receptor or for treating a condition where it is desirable to activate the APJ Receptor.
83. The compound of claim 82, wherein the condition is obesity or diabetes.
84. The compound of claim 82, wherein the condition is diabetic nephropathy or chronic kidney disease.
85. A use of the compound of any one of claims 1-54 or the pharmaceutically acceptable salt thereof, or the mixture thereof in the preparation of a medicament for treating a cardiovascular condition.
86. The use of claim 85, further comprising a therapeutic agent selected from an α -blocker, a β -blocker, an angiotensin converting enzyme (ACE) inhibitor, an angiotensin-receptor blocker (ARB), a calcium channel blocker, a diuretic, an inhibitor of the funny current, a myosin activator, or a neutral endopeptidase (NEP) inhibitor.
87. The use of claim 85, further comprising a therapeutic agent selected from an angiotensin converting enzyme (ACE) inhibitor or an angiotensin-receptor blocker (ARB).
88. The use of the compound of any one of claims 85-87, wherein the cardiovascular condition is heart failure.
89. The use of the compound of any one of claims 85-87, wherein the cardiovascular condition is heart failure with reduced ejection fraction.
90. The use of the compound of any one of claims 85-87, wherein the

cardiovascular condition is heart failure with preserved ejection fraction.

91. The use of the compound of any one of claims 85-87, wherein the cardiovascular condition is chronic systolic heart failure or chronic diastolic heart failure.

92. The use of the compound of any one of claims 85-87, wherein the cardiovascular condition is acute heart failure.

93. The use of the compound of any one of claims 85-87, wherein the cardiovascular condition is hypertension.

94. A use of the compound of any one of claims 1-54 or the pharmaceutically acceptable salt thereof, or the mixture thereof in the preparation of a medicament for activating the APJ Receptor or treating a condition where it is desirable to activate the APJ Receptor.

95. The use of claim 94, wherein the condition is obesity or diabetes.

96. The use of claim 94, wherein the condition is diabetic nephropathy or chronic kidney disease.

97. A treatment regimen for a cardiovascular disease, the regimen comprising: the compound of any one of claims 1-54 or the pharmaceutically acceptable salt thereof, or the mixture thereof.

98. The treatment regimen of claim 97, wherein the regimen further comprises a therapeutic agent selected from an α -blocker, a β -blocker, an angiotensin converting enzyme (ACE) inhibitor, an angiotensin-receptor blocker (ARB), a calcium channel blocker, a diuretic, an inhibitor of the funny current, a myosin activator, or a neutral endopeptidase (NEP) inhibitor.

99. The treatment regimen of claim 97, wherein the regimen further comprises a therapeutic agent selected from an angiotensin converting enzyme (ACE) inhibitor or an angiotensin-receptor blocker (ARB).

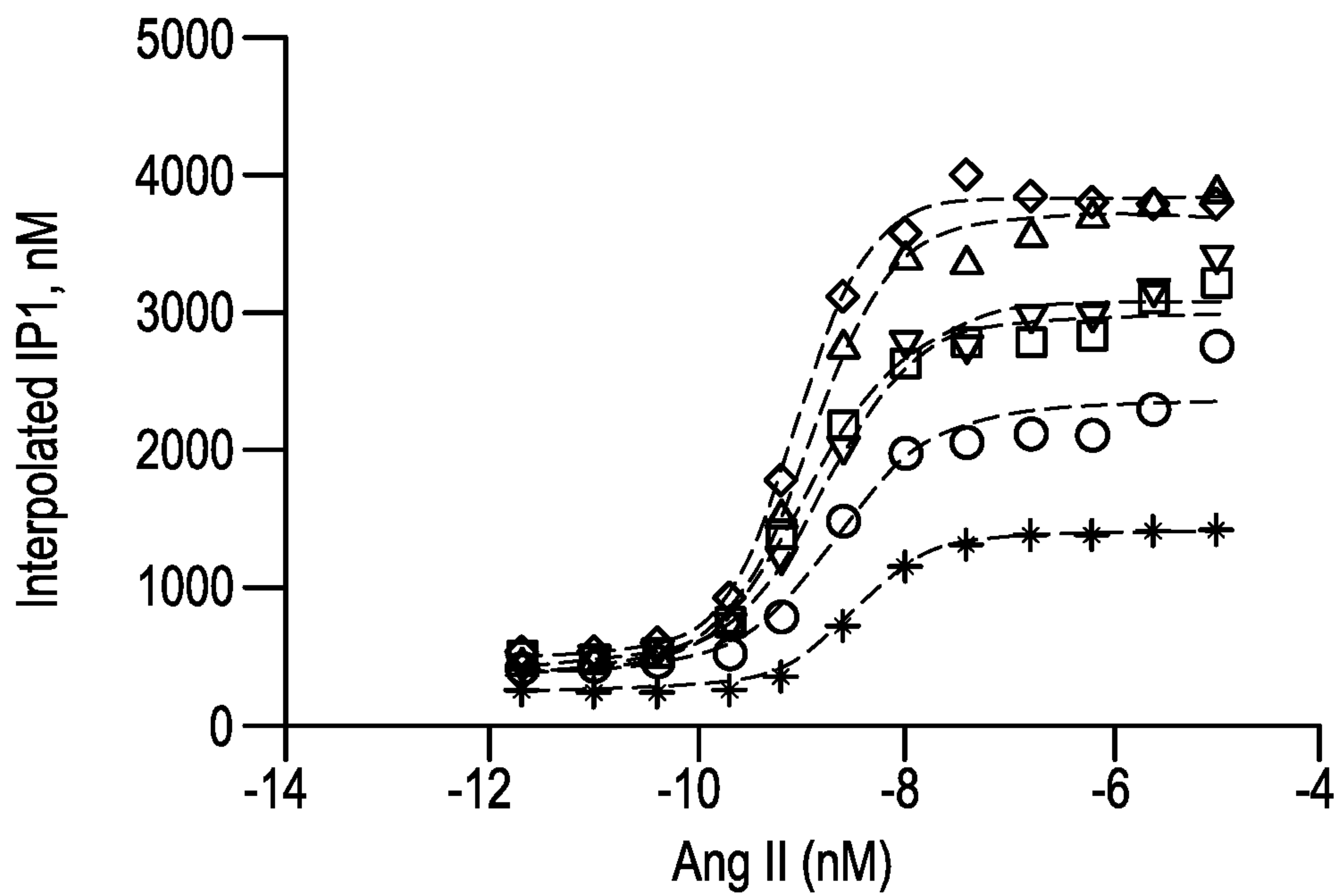
100. A kit, the kit comprising: the compound of any one of claims 1-54 or the pharmaceutically acceptable salt thereof, or the mixture thereof.

101. The kit of claim 100, wherein the kit further comprises a therapeutic agent selected from an α -blocker, a β -blocker, an angiotensin converting enzyme (ACE) inhibitor, an angiotensin-receptor blocker (ARB), a calcium channel blocker, a diuretic, an inhibitor of the funny current, a myosin activator, or a neutral endopeptidase (NEP) inhibitor.

102. The kit of claim 100, wherein the kit further comprises a therapeutic agent selected from an angiotensin converting enzyme (ACE) inhibitor or an angiotensin-receptor blocker (ARB).

FIG. 1

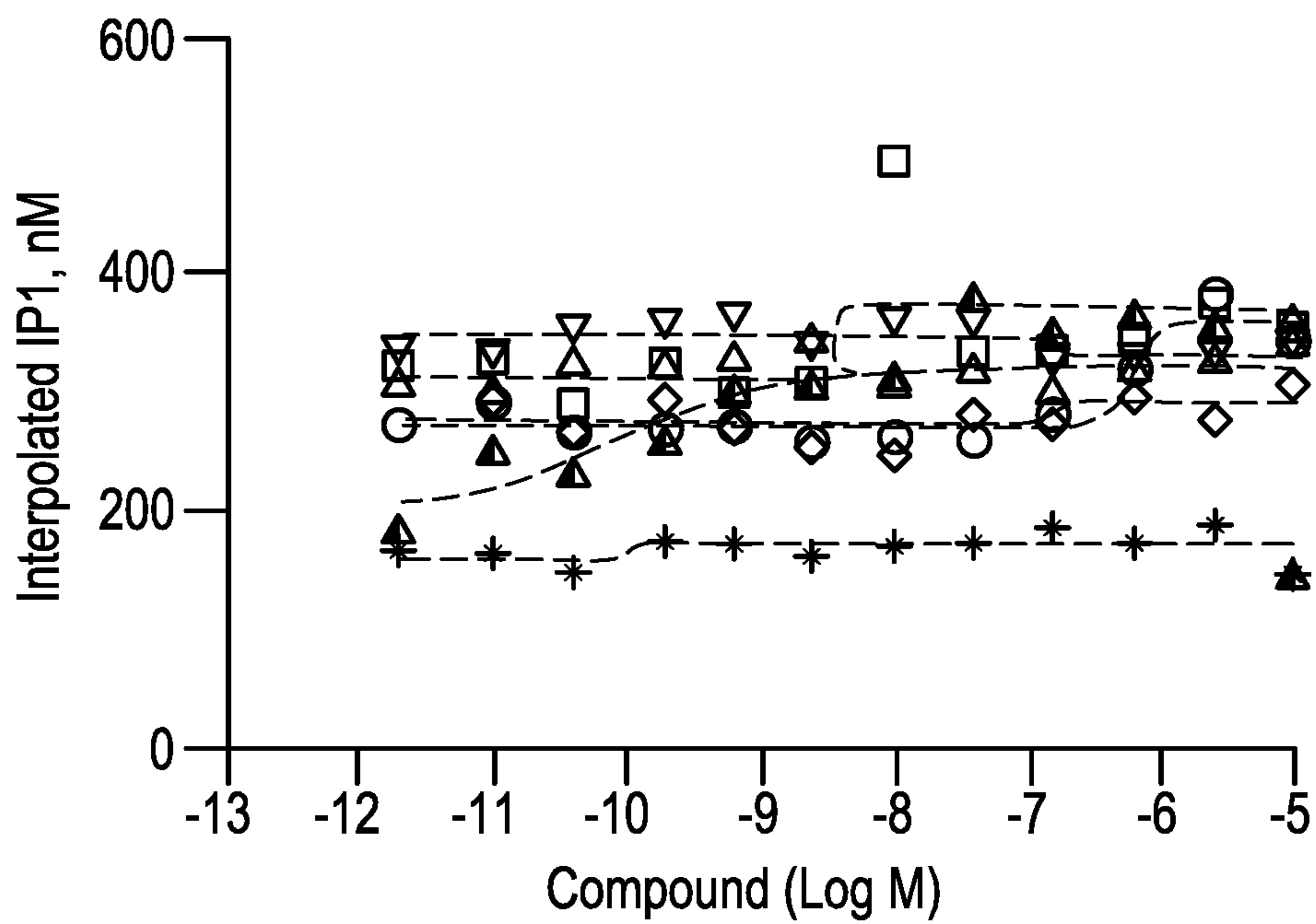
hAPJ-hAT1R Stable Cell Line



- * Ang II alone
- +30nM pyr apelin-13
- +100nM pyr apelin-13
- ▽ +300nM pyr apelin-13
- △ +1uM pyr apelin-13
- ◇ +3uM pyr apelin-13

FIG. 2

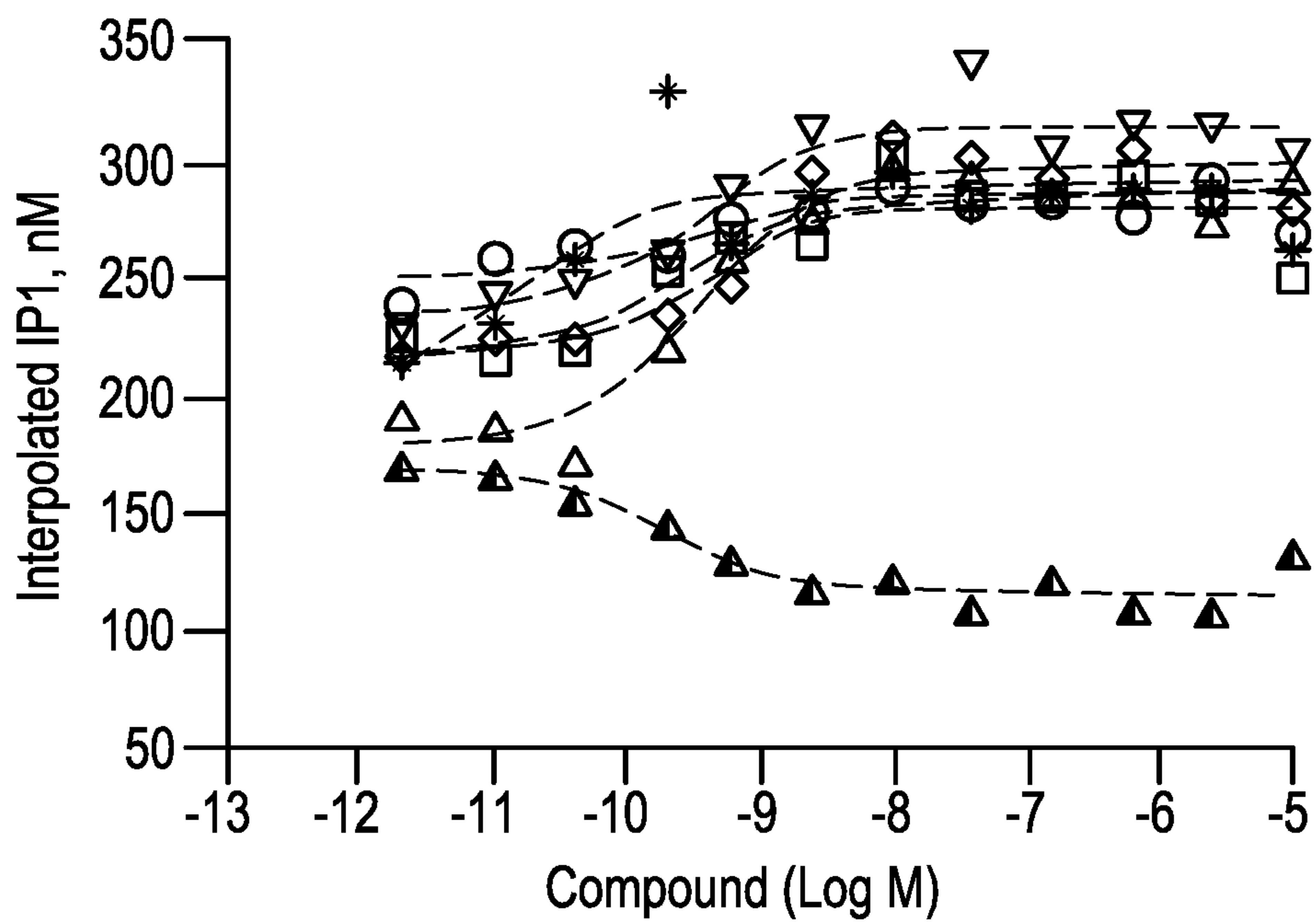
hAPJ Stable Cell Line



- * AngII alone
- ▲ Pyr apelin-13
- +30nM pyr apelin-13
- +100nM pyr apelin-13
- ▽ +300nM pyr apelin-13
- △ +1uM pyr apelin-13
- ◇ +3uM pyr apelin-13

FIG. 3

hAT1R Stable Cell Line



- * AngII alone
- ▲ pyr apelin-13
- +30nM pyr apelin-13
- +100nM pyr apelin-13
- ▽ +300nM pyr apelin-13
- △ +1uM pyr apelin-13
- ◇ +3uM pyr apelin-13

INTERNATIONAL SEARCH REPORT

International application No PCT/US2018/057466

A. CLASSIFICATION OF SUBJECT MATTER
 INV. C07D487/04 C07D498/04 C07D498/14 A61K31/395 A61K31/553
 A61P9/00

ADD.

According to International Patent Classification (IPC) or to both national classification and IPC

B. FIELDS SEARCHED

Minimum documentation searched (classification system followed by classification symbols)
 C07D

Documentation searched other than minimum documentation to the extent that such documents are included in the fields searched

Electronic data base consulted during the international search (name of data base and, where practicable, search terms used)

EPO-Internal, WPI Data, CHEM ABS Data

C. DOCUMENTS CONSIDERED TO BE RELEVANT

Category*	Citation of document, with indication, where appropriate, of the relevant passages	Relevant to claim No.
A,P	WO 2018/097945 A1 (AMGEN INC [US]) 31 May 2018 (2018-05-31) claim 1	1-102
A,P	----- WO 2018/093580 A1 (AMGEN INC [US]) 24 May 2018 (2018-05-24) claim 1	1-102
A,P	----- WO 2017/192485 A1 (AMGEN INC [US]) 9 November 2017 (2017-11-09) claim 1	1-102
A	----- WO 2016/187308 A1 (AMGEN INC [US]) 24 November 2016 (2016-11-24) claim 1	1-102
	----- -/--	

 Further documents are listed in the continuation of Box C. See patent family annex.

* Special categories of cited documents :

"A" document defining the general state of the art which is not considered to be of particular relevance

"E" earlier application or patent but published on or after the international filing date

"L" document which may throw doubts on priority claim(s) or which is cited to establish the publication date of another citation or other special reason (as specified)

"O" document referring to an oral disclosure, use, exhibition or other means

"P" document published prior to the international filing date but later than the priority date claimed

"T" later document published after the international filing date or priority date and not in conflict with the application but cited to understand the principle or theory underlying the invention

"X" document of particular relevance; the claimed invention cannot be considered novel or cannot be considered to involve an inventive step when the document is taken alone

"Y" document of particular relevance; the claimed invention cannot be considered to involve an inventive step when the document is combined with one or more other such documents, such combination being obvious to a person skilled in the art

"&" document member of the same patent family

Date of the actual completion of the international search

20 December 2018

Date of mailing of the international search report

23/01/2019

Name and mailing address of the ISA/

European Patent Office, P.B. 5818 Patentlaan 2
 NL - 2280 HV Rijswijk
 Tel. (+31-70) 340-2040,
 Fax: (+31-70) 340-3016

Authorized officer

Bérillon, Laurent

INTERNATIONAL SEARCH REPORT

International application No

PCT/US2018/057466

C(Continuation). DOCUMENTS CONSIDERED TO BE RELEVANT

Category*	Citation of document, with indication, where appropriate, of the relevant passages	Relevant to claim No.
A	KUO C.-L. ET AL.: "Application of CoMFA and CoMSIA 3D-QSAR and Docking Studies in Optimization of Mercaptobenzenesulfonamides as HIV-1 Integrase Inhibitors", JOURNAL OF MEDICINAL CHEMISTRY, vol. 47, no. 2, 11 December 2003 (2003-12-11), pages 385-399, XP002787614, the whole document -----	1-102

INTERNATIONAL SEARCH REPORT

Information on patent family members

International application No

PCT/US2018/057466

Patent document cited in search report	Publication date	Patent family member(s)	Publication date
WO 2018097945	A1	31-05-2018	NONE

WO 2018093580	A1	24-05-2018	NONE

WO 2017192485	A1	09-11-2017	US 2017320860 A1 09-11-2017
			US 2018222895 A1 09-08-2018
			WO 2017192485 A1 09-11-2017

WO 2016187308	A1	24-11-2016	AR 104716 A1 09-08-2017
			AU 2016263564 A1 30-11-2017
			BR 112017024618 A2 13-11-2018
			CA 2985542 A1 24-11-2016
			CL 2017002922 A1 16-03-2018
			CN 108137545 A 08-06-2018
			CO 2017012991 A2 28-03-2018
			EA 201792536 A1 31-10-2018
			EP 3300500 A1 04-04-2018
			JP 6055150 B1 27-12-2016
			JP 6130964 B2 17-05-2017
			JP 6356364 B1 11-07-2018
			JP 2017036260 A 16-02-2017
			JP 2017061546 A 30-03-2017
			JP 2018524281 A 30-08-2018
			KR 20180011164 A 31-01-2018
			PE 5292018 A1 19-03-2018
			PH 12017502107 A1 02-04-2018
			TW 201706248 A 16-02-2017
			US 2016340336 A1 24-11-2016
			US 2017035744 A1 09-02-2017
			US 2017037026 A1 09-02-2017
			US 2017042871 A1 16-02-2017
			US 2017042872 A1 16-02-2017
			US 2017042897 A1 16-02-2017
			US 2017044131 A1 16-02-2017
			US 2017281625 A1 05-10-2017
			US 2018319773 A1 08-11-2018
			UY 36684 A 30-12-2016
			WO 2016187308 A1 24-11-2016
