



US00D710556S

(12) **United States Design Patent**
Muzaffer

(10) **Patent No.:** **US D710,556 S**

(45) **Date of Patent:** **** Aug. 5, 2014**

(54) **PET GATE**

(71) Applicant: **Samir Ali Muzaffer**, Centennial, CO
(US)

(72) Inventor: **Samir Ali Muzaffer**, Centennial, CO
(US)

(**) Term: **14 Years**

(21) Appl. No.: **29/479,800**

(22) Filed: **Jan. 20, 2014**

Related U.S. Application Data

(62) Division of application No. 29/439,940, filed on Dec. 17, 2012, now Pat. No. Des. 698,505.

(51) **LOC (10) Cl.** **30-99**

(52) **U.S. Cl.**

USPC **D30/199; D30/108**

(58) **Field of Classification Search**

USPC D30/108, 109, 114, 119, 199; D6/300, D6/332, 718.21; D20/10, 17, 39, 40, 41; D25/38.1, 35, 48.5, 149; 49/55, 169, 49/463, 465; 52/200, 202, 207, 507; 119/452, 474, 484, 498, 502, 512-514; 160/217, 218, 225, 130, 135; 256/24, 256/26, 73; 403/382

See application file for complete search history.

(56) **References Cited**

U.S. PATENT DOCUMENTS

534,389 A * 2/1895 Duncan 256/24
D82,779 S * 12/1930 Armstrong D25/149

(Continued)

Primary Examiner — Caron D Veynar
Assistant Examiner — Martie K Holtje

(74) *Attorney, Agent, or Firm* — Abigail Smith; Oppendahl Patent Law Firm LLC

(57) **CLAIM**

The ornamental design for a pet gate, as shown and described.

DESCRIPTION

FIG. 1 is a front elevation view of my new design for a pet gate, the rear elevation view being a mirror image thereof.

FIG. 2 is a left side elevation view of FIG. 1.

FIG. 3 is a right side elevation view of FIG. 1.

FIG. 4 is a top plan view of FIG. 1.

FIG. 5 is a bottom plan view of FIG. 1.

FIG. 6 is a front perspective view of FIG. 1.

FIG. 7 is a front elevation view of a second embodiment of my new design for a pet gate, the rear elevation view being a mirror image thereof.

FIG. 8 is a left side elevation view of FIG. 7.

FIG. 9 is a right side elevation view of FIG. 7.

FIG. 10 is a top plan view of FIG. 7.

FIG. 11 is a bottom plan view of FIG. 7.

FIG. 12 is a front perspective view of FIG. 7.

FIG. 13 is a front elevation view of a third embodiment of my new design for a pet gate, the rear elevation view being a mirror image thereof.

FIG. 14 is a left side elevation view of FIG. 13.

FIG. 15 is a right side elevation view of FIG. 13.

FIG. 16 is a top plan view of FIG. 13.

FIG. 17 is a bottom plan view of FIG. 13.

FIG. 18 is a front perspective view of FIG. 13.

FIG. 19 is a front elevation view of a fourth embodiment of my new design for a pet gate, the rear elevation view being a mirror image thereof.

FIG. 20 is a left side elevation view of FIG. 19.

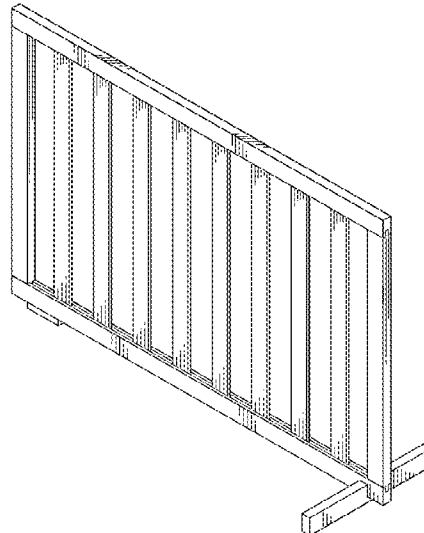
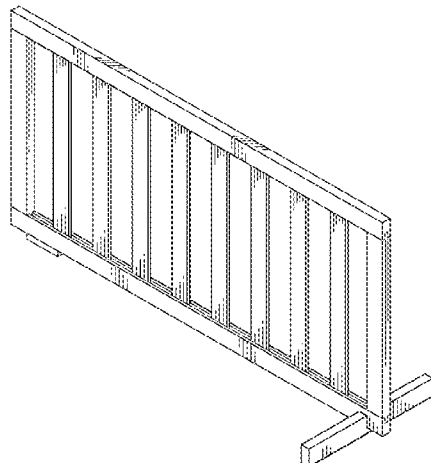
FIG. 21 is a right side elevation view of FIG. 19.

FIG. 22 is a top plan view of FIG. 19.

FIG. 23 is a bottom plan view of FIG. 19; and,

FIG. 24 is a front perspective view of FIG. 19.

1 Claim, 7 Drawing Sheets



(56)

References Cited

U.S. PATENT DOCUMENTS

2,577,034	A *	12/1951	Quinlan	160/217	6,681,523	B1 *	1/2004	Stener	49/55
2,896,277	A *	7/1959	Halligan	49/465	D502,550	S *	3/2005	Walker	D25/38.1
D208,534	S *	9/1967	Blum et al.	D25/35	D524,061	S *	7/2006	Bruce	D6/300
3,863,899	A *	2/1975	Werner	256/24	D579,609	S *	10/2008	Hirokawa et al.	D30/114
D242,100	S *	11/1976	Casey	D6/332	7,568,449	B2 *	8/2009	Hirokawa et al.	119/452
4,844,424	A *	7/1989	Knudslie	256/26	7,739,983	B2 *	6/2010	Hirokawa et al.	119/452
5,603,585	A *	2/1997	Bruchu et al.	403/382	D620,608	S *	7/2010	Deneyer	D25/38.1
D385,967	S *	11/1997	Junell	D25/38.1	7,954,456	B2 *	6/2011	Hirokawa et al.	119/452
5,868,382	A *	2/1999	Groves	256/73	8,074,969	B2 *	12/2011	Lee et al.	256/73
6,016,629	A *	1/2000	Sylvester et al.	49/55	8,196,348	B2 *	6/2012	Flannery	49/55
D422,367	S *	4/2000	Mishina	D25/38.1	2006/0081827	A1 *	4/2006	Strong et al.	256/24
6,112,460	A *	9/2000	Wagnitz	49/55	2008/0110413	A1 *	5/2008	Kobayashi et al.	119/514
6,152,081	A *	11/2000	Baker	119/498	2008/0185566	A1 *	8/2008	Flannery	256/73
D472,331	S *	3/2003	Zadak	D25/48.5	2009/0071074	A1 *	3/2009	Yates	49/55
					2011/0198549	A1 *	8/2011	Hirokawa et al.	256/24
					2012/0233922	A1 *	9/2012	Flannery et al.	49/55

* cited by examiner

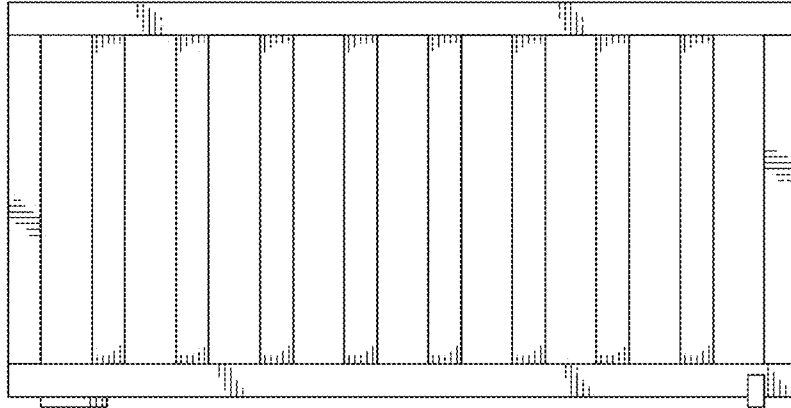


FIG. 1

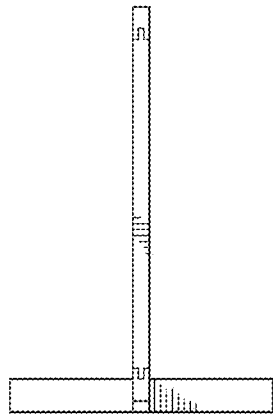


FIG. 2

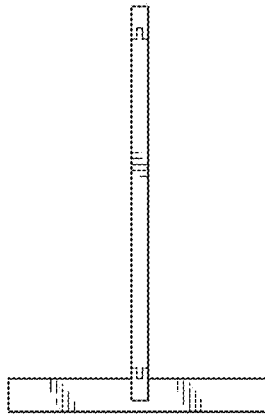


FIG. 3

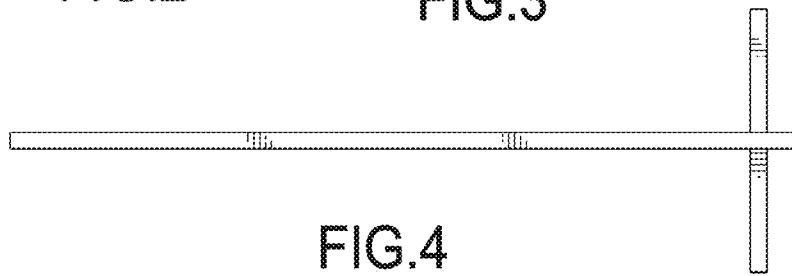


FIG. 4

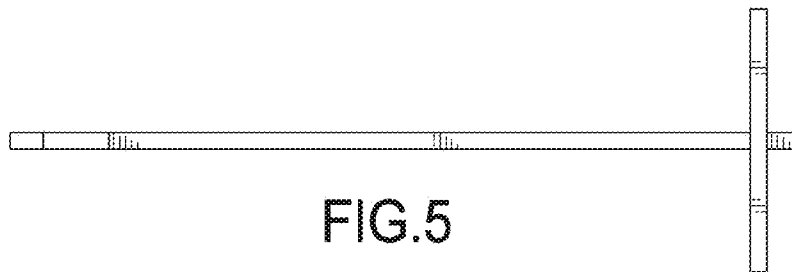


FIG. 5

FIG.6

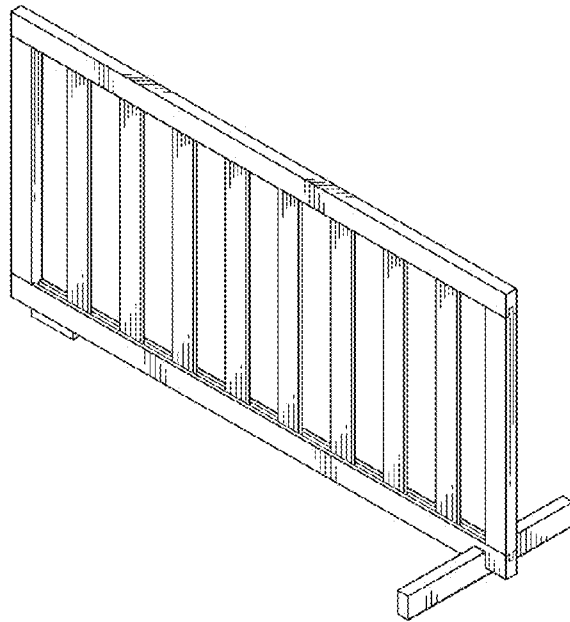


FIG.7

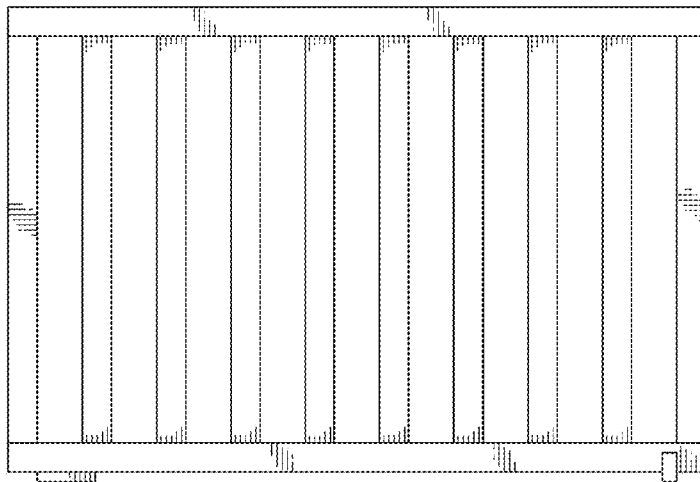


FIG.8

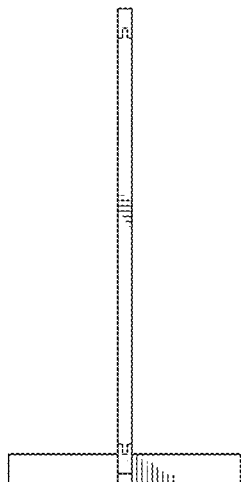
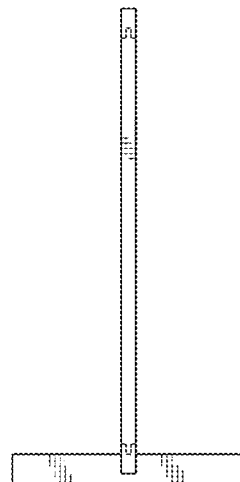


FIG.9



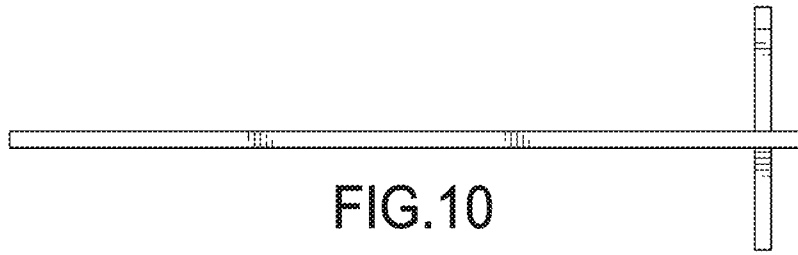


FIG. 10

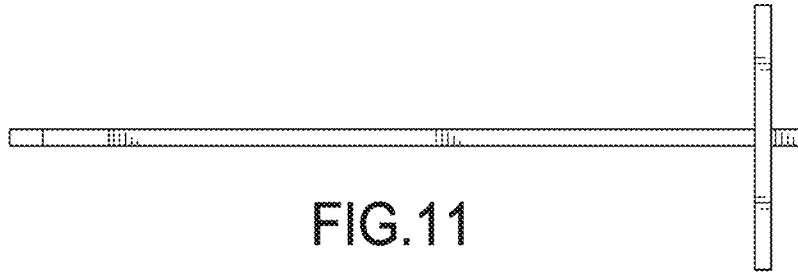


FIG. 11

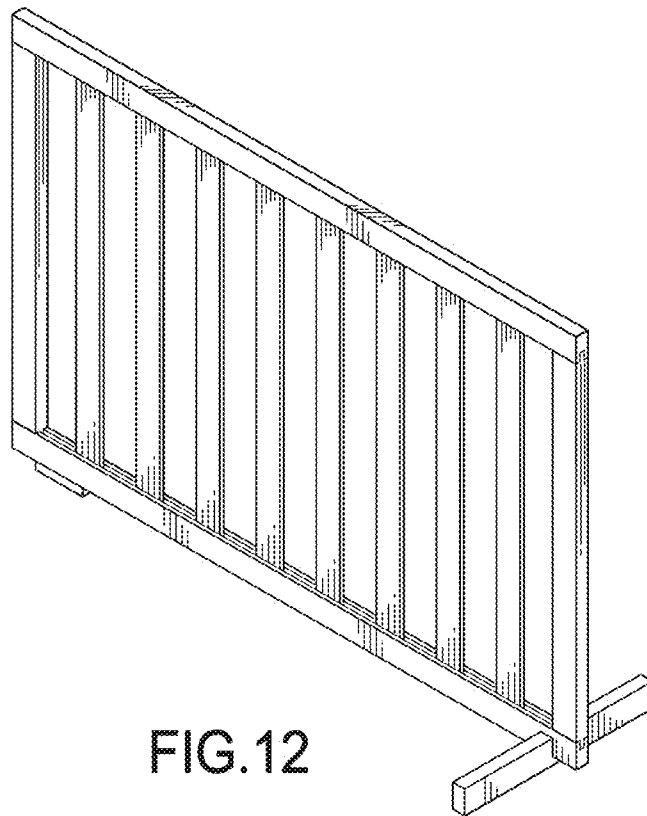


FIG. 12

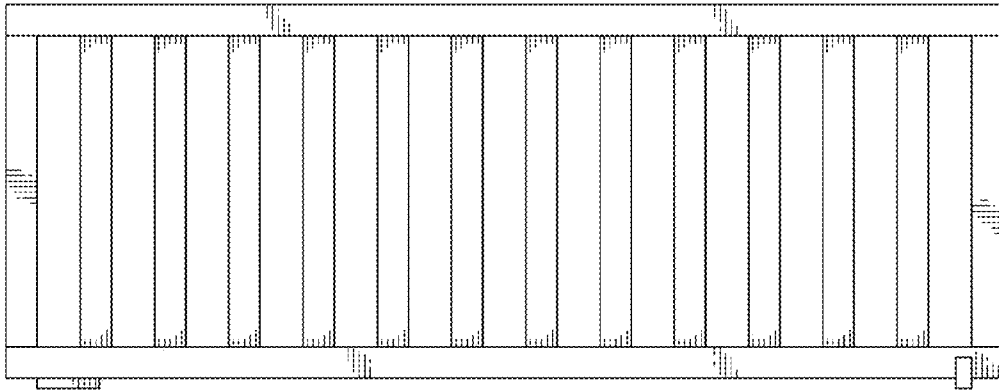


FIG. 13

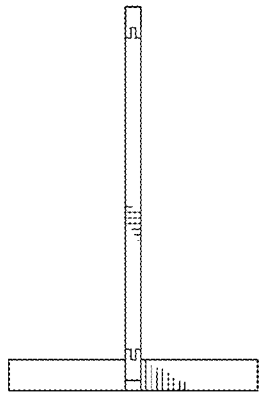


FIG. 14

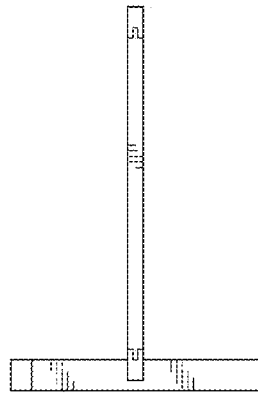


FIG. 15

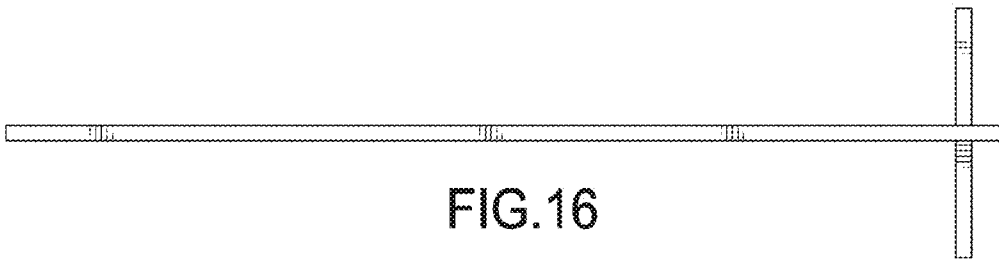


FIG. 16

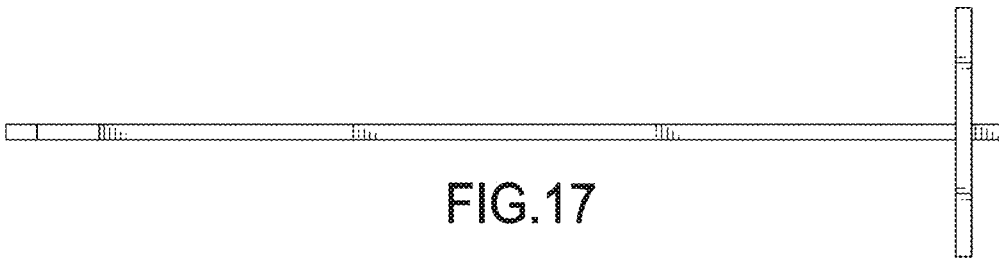


FIG. 17

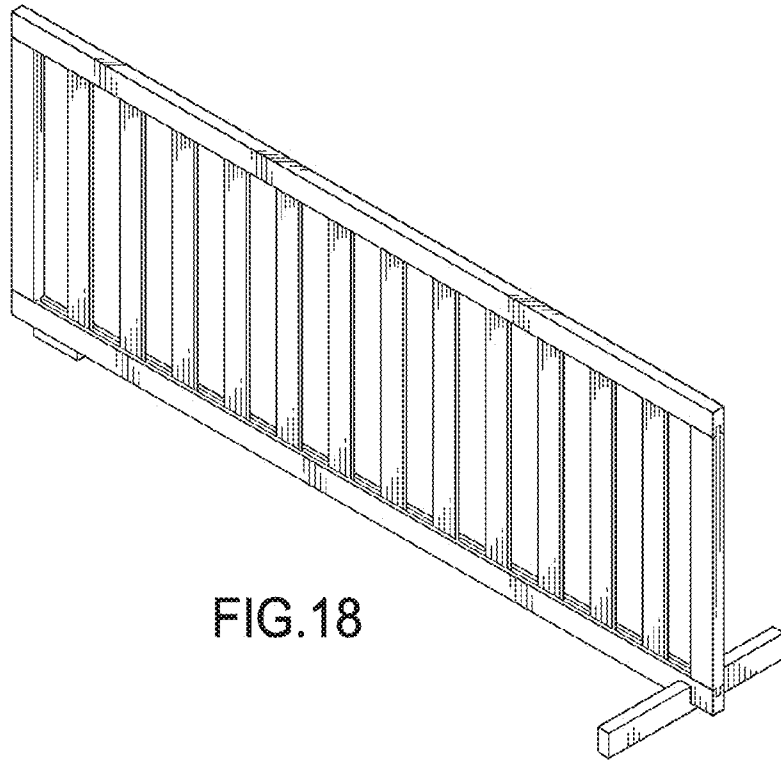


FIG. 18

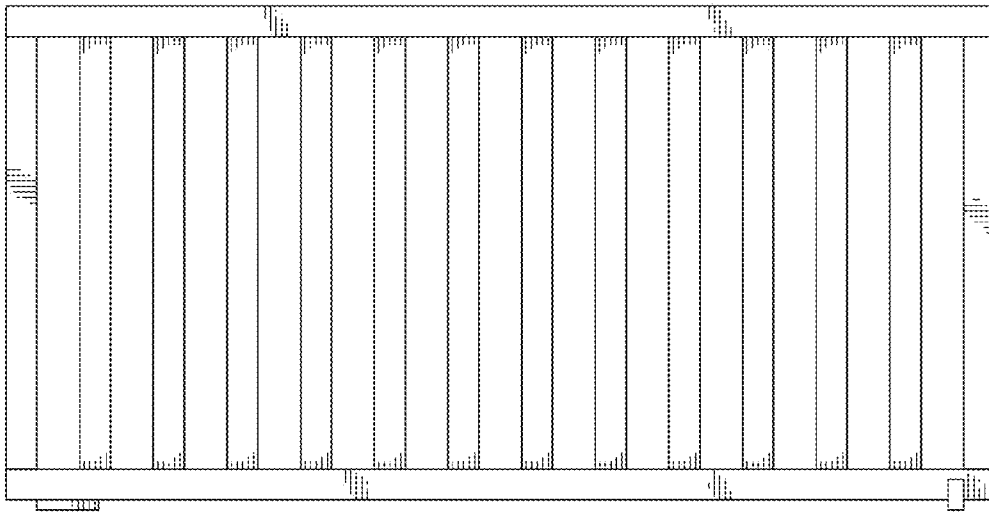


FIG. 19

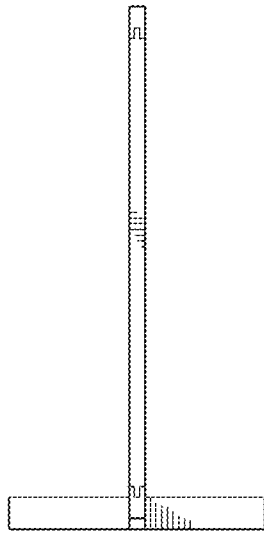


FIG. 20

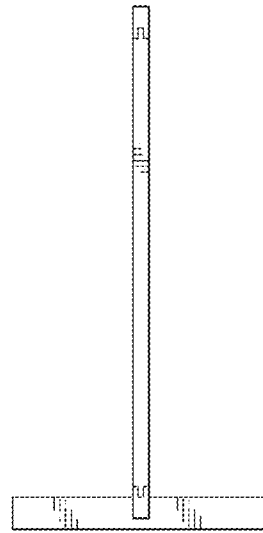


FIG. 21

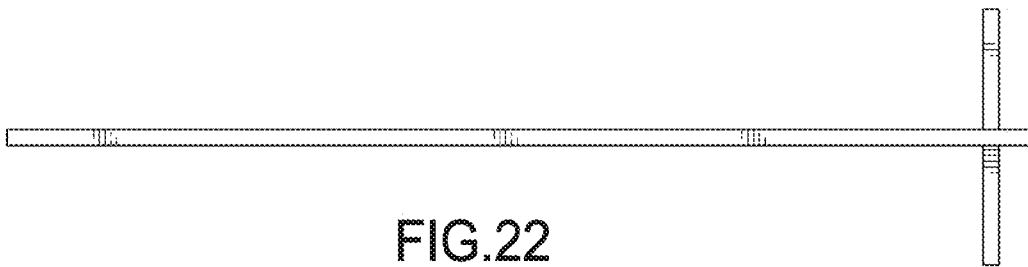


FIG. 22



FIG. 23

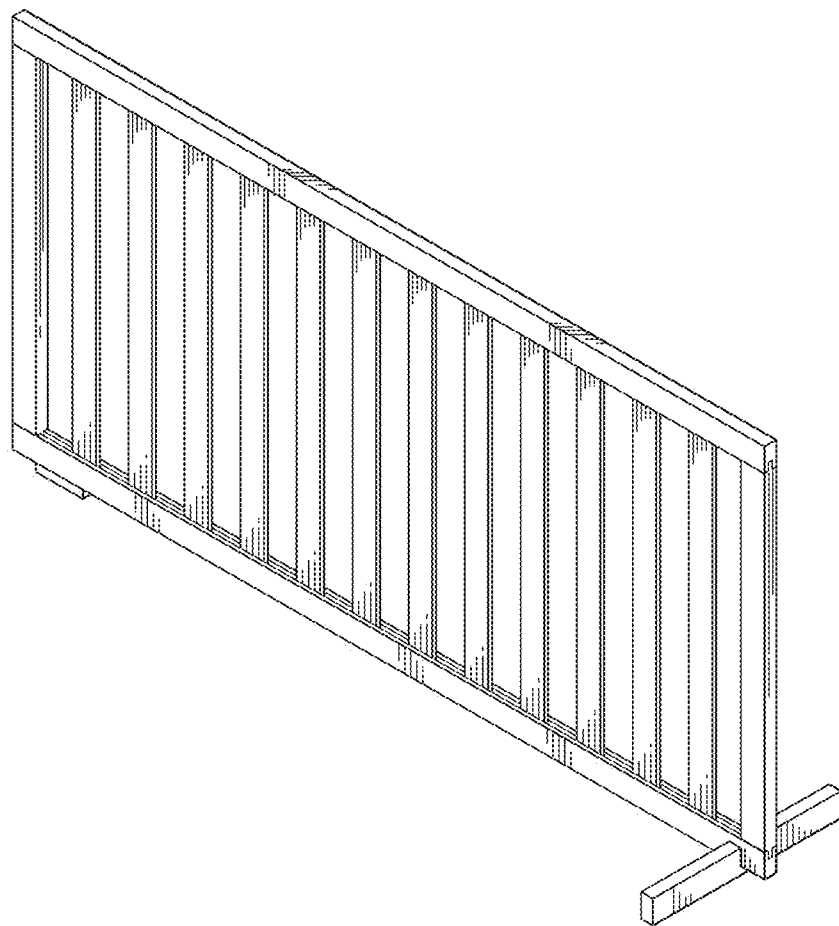


FIG.24

UNITED STATES PATENT AND TRADEMARK OFFICE
CERTIFICATE OF CORRECTION

PATENT NO. : D710,556 S
APPLICATION NO. : 29/479800
DATED : August 5, 2014
INVENTOR(S) : Samir Ali Muzaffer

Page 1 of 1

It is certified that error appears in the above-identified patent and that said Letters Patent is hereby corrected as shown below:

Title Page, delete:

item “(74) Attorney, Agent, or Firm- Abigail Smith; Opendahl Patent Law Firm LLC”

And insert the following correction:

-- (74) Attorney, Agent, or Firm- Abigail Smith; Oppedahl Patent Law Firm LLC --

Signed and Sealed this
Thirtieth Day of September, 2014



Michelle K. Lee
Deputy Director of the United States Patent and Trademark Office