



US00D498075S

(12) **United States Design Patent**
Mourgue

(10) **Patent No.:** **US D498,075 S**

(45) **Date of Patent:** **** Nov. 9, 2004**

(54) **SEAT**

(75) **Inventor:** **Pascal Mourgue**, Montreuil sous Bois (FR)

(73) **Assignee:** **Cinna** (FR)

(**) **Term:** **14 Years**

(21) **Appl. No.:** **29/185,786**

(22) **Filed:** **Jul. 1, 2003**

(30) **Foreign Application Priority Data**

Jan. 7, 2003 (WO) DM/062 594

(51) **LOC (7) Cl.** **06-01**

(52) **U.S. Cl.** **D6/381; D6/335**

(58) **Field of Search** D6/334, 335, 336, D6/371, 373, 381, 500, 501, 502; 5/12.1; 297/232, 445.1

(56) **References Cited**

U.S. PATENT DOCUMENTS

- D171,368 S * 1/1954 Rothstein D6/381
- D373,256 S * 9/1996 Lewis D6/381
- D384,827 S * 10/1997 Hutton D6/334
- D385,122 S * 10/1997 Hutton D6/381

- D443,989 S * 6/2001 Gomez D6/335
- D444,305 S * 7/2001 Mourgue D6/335
- D446,962 S * 8/2001 Mourgue D6/381
- D455,281 S * 4/2002 Andersen et al. D6/381
- D455,282 S * 4/2002 Andersen et al. D6/381
- D490,996 S * 6/2004 Weiss et al. D6/381

* cited by examiner

Primary Examiner—Gary D. Watson

(74) *Attorney, Agent, or Firm*—Cantor Colburn LLP

(57) **CLAIM**

I claim the ornamental design for a seat, as shown and described.

DESCRIPTION

FIG. 1 is a front perspective view of a seat, showing my new design;
 FIG. 2 is a front elevational view thereof;
 FIG. 3 is a rear elevational view thereof;
 FIG. 4 is a first side elevational view thereof;
 FIG. 5 is a second side elevational view thereof;
 FIG. 6 is a top plan view thereof; and,
 FIG. 7 is a front perspective view with the seat in a reclined position.

1 Claim, 4 Drawing Sheets

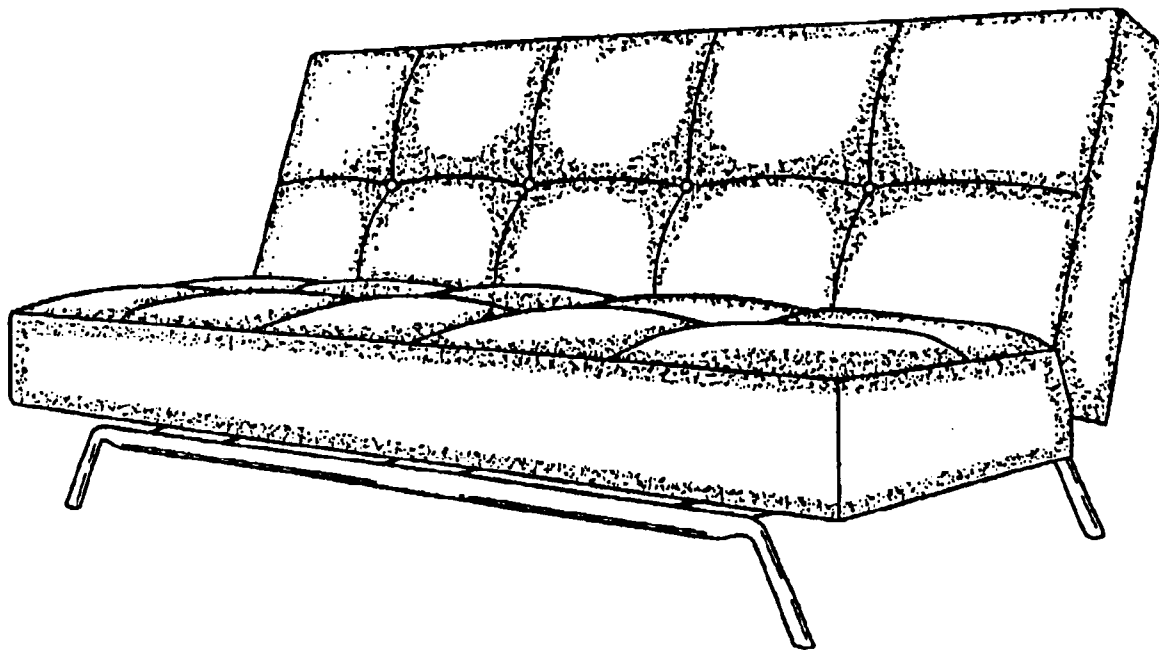


FIG. 1

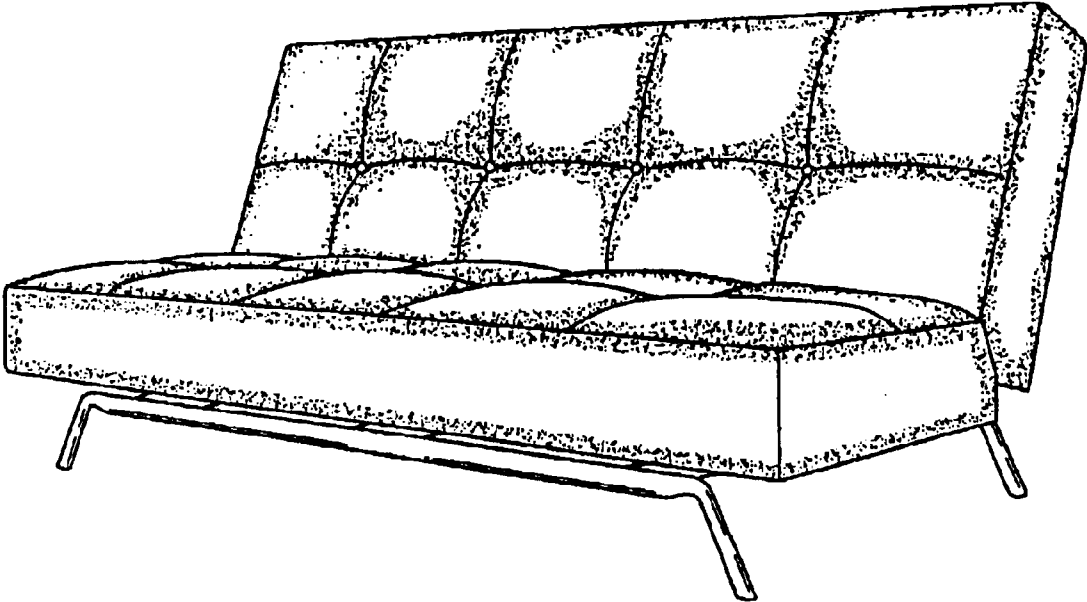


FIG. 2

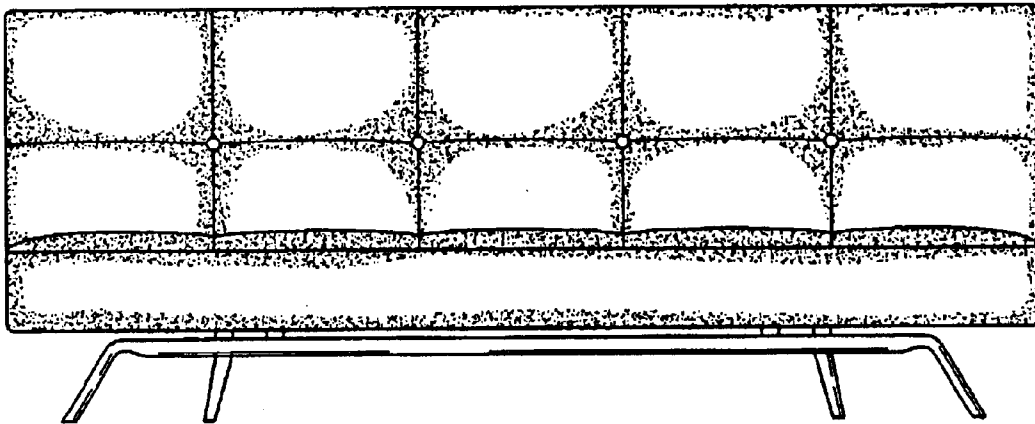


FIG. 3




FIG. 4

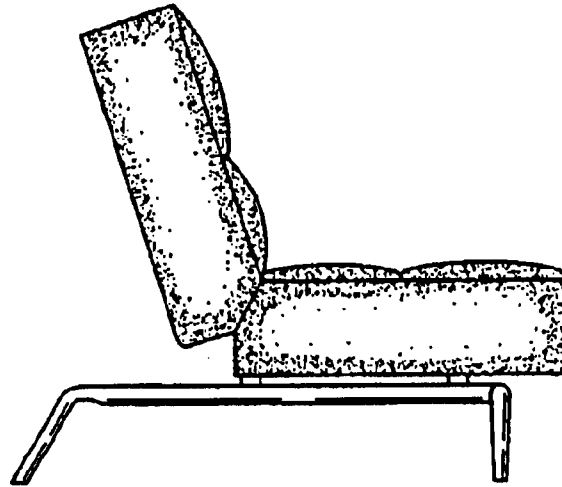


FIG. 5

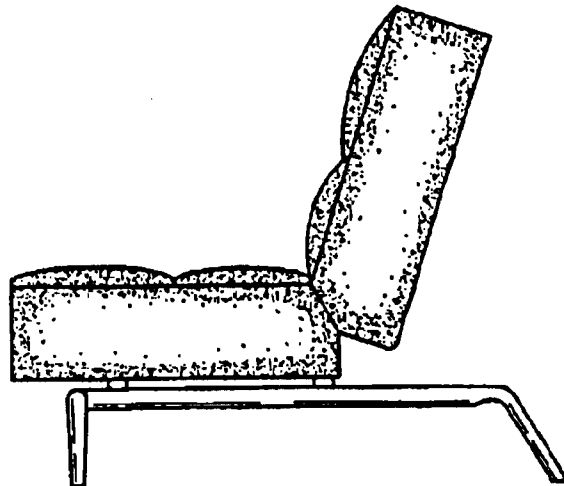


FIG. 6

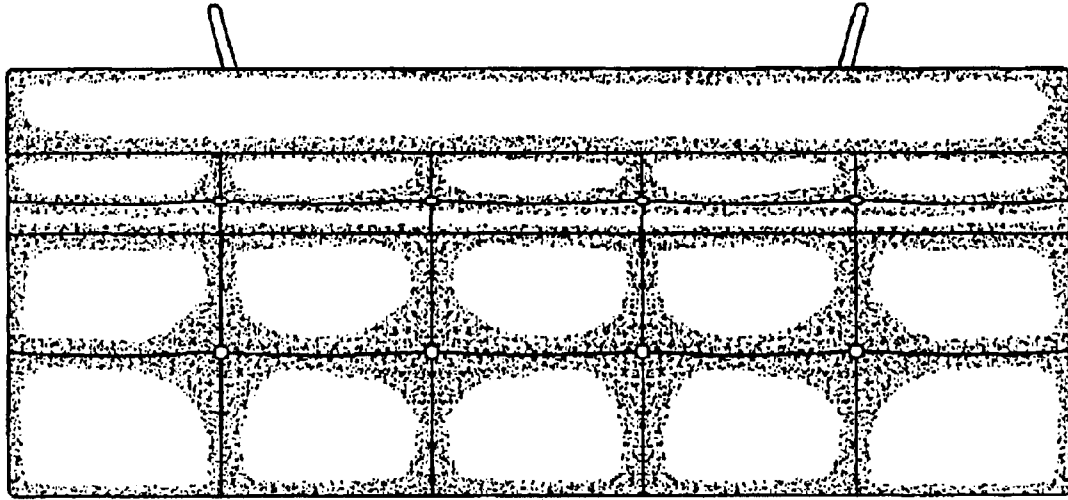


FIG. 7

