



US00D429233S

United States Patent [19]
Komiyama

[11] **Patent Number: Des. 429,233**

[45] **Date of Patent: ** Aug. 8, 2000**

[54] **DISC RECORDER**

OTHER PUBLICATIONS

[75] Inventor: **Jun Komiyama**, Tokyo, Japan

Sony Catalog, "Video Equipment 1998", p. 111, Sony, (Jan. 1998).

[73] Assignee: **Sony Corporation**, Tokyo, Japan

Sony Catalog, "65", p. 18, Sony, (Jul. 1990), 3 pages.

[**] Term: **14 Years**

Primary Examiner—Nanda Bondade
Attorney, Agent, or Firm—Rader, Fishman & Grauer

[21] Appl. No.: **29/094,323**

[57] **CLAIM**

[22] Filed: **Sep. 30, 1998**

The ornamental design for a disc recorder, as shown and described.

[51] **LOC (7) Cl.** **14-01**

[52] **U.S. Cl.** **D14/167; D14/136; D14/156**

[58] **Field of Search** **D14/135, 136, 156, 157, 160, 161, 167, 217, 257, 258; 369/75.1, 75.2, 77.1, 77.2**

DESCRIPTION

[56] **References Cited**

FIG. 1 is a perspective view of a disc recorder showing my new design;

FIG. 2 is a top plan view thereof;

FIG. 3 is a left side elevational view thereof;

FIG. 4 is a front elevational view thereof;

FIG. 5 is a bottom plan view thereof;

FIG. 6 is a right side elevational view thereof; and,

FIG. 7 is a rear elevational view thereof.

U.S. PATENT DOCUMENTS

D. 250,470	12/1978	Nishigaki	D14/136
D. 317,918	7/1991	Ito et al.	D14/217
D. 343,622	1/1994	Hanke	D14/217
D. 371,790	7/1996	Takei	D14/167 X
D. 387,798	12/1997	Miura	D14/217 X

1 Claim, 3 Drawing Sheets

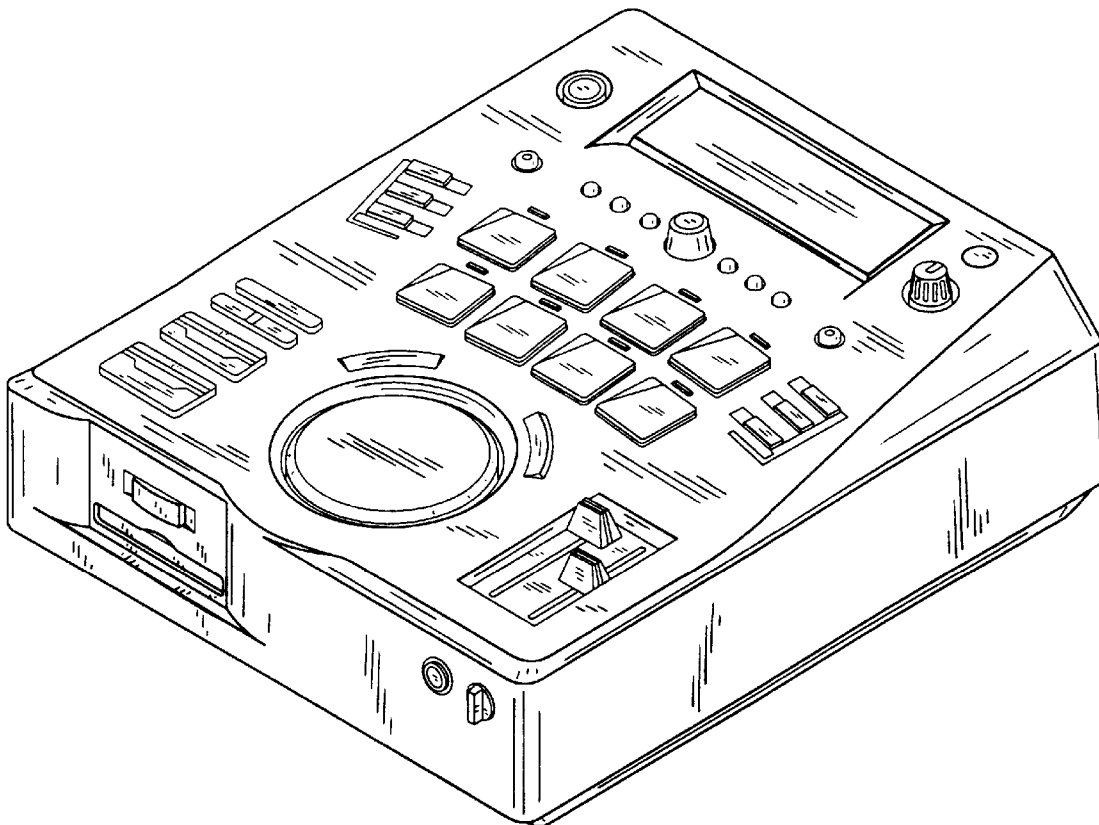


FIG. 1

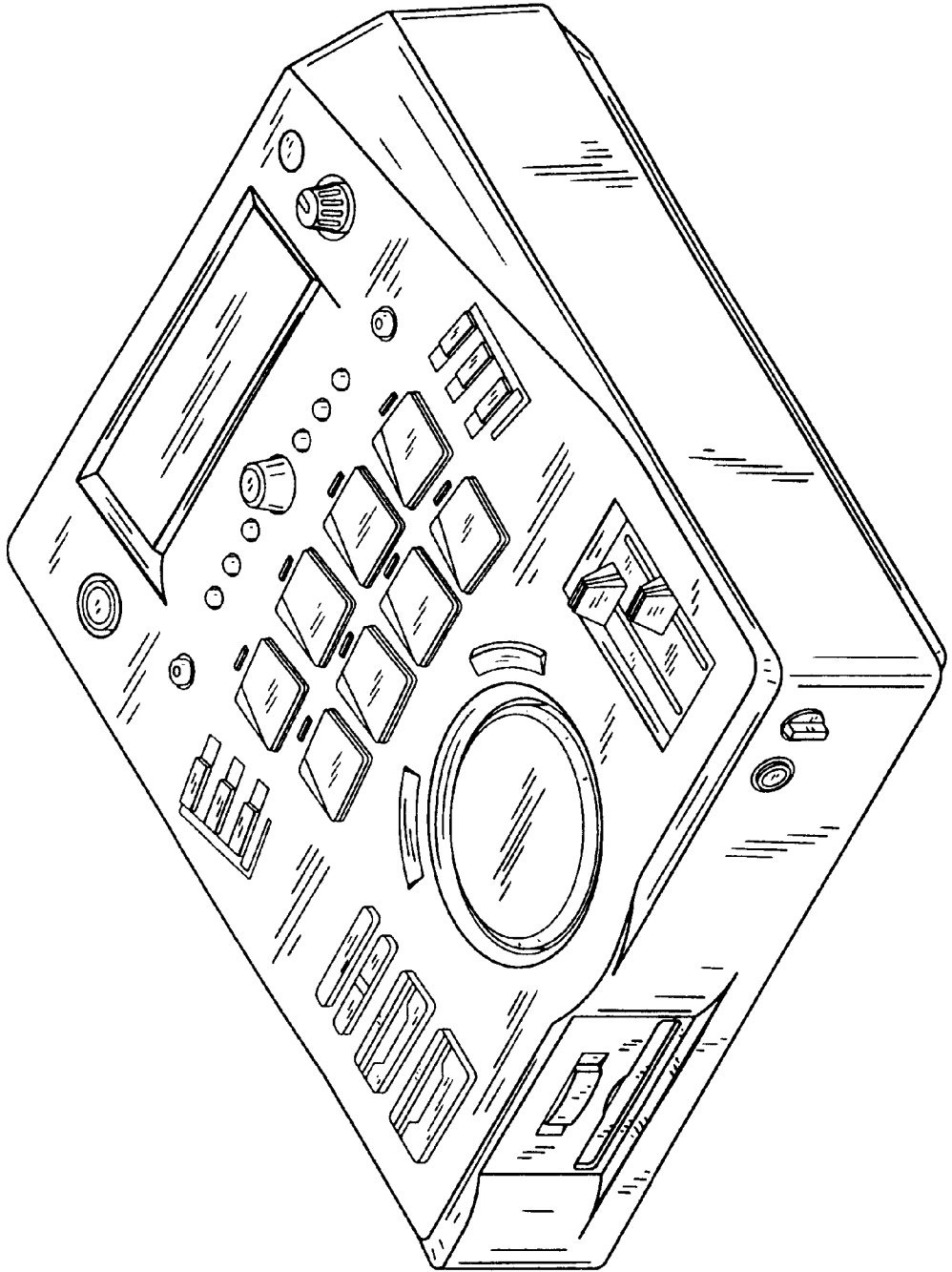


FIG. 2

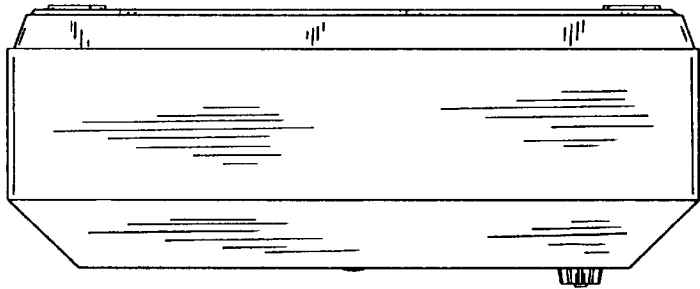


FIG. 3

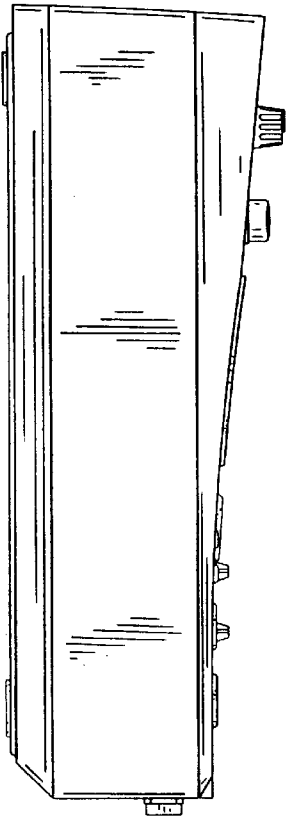


FIG. 4

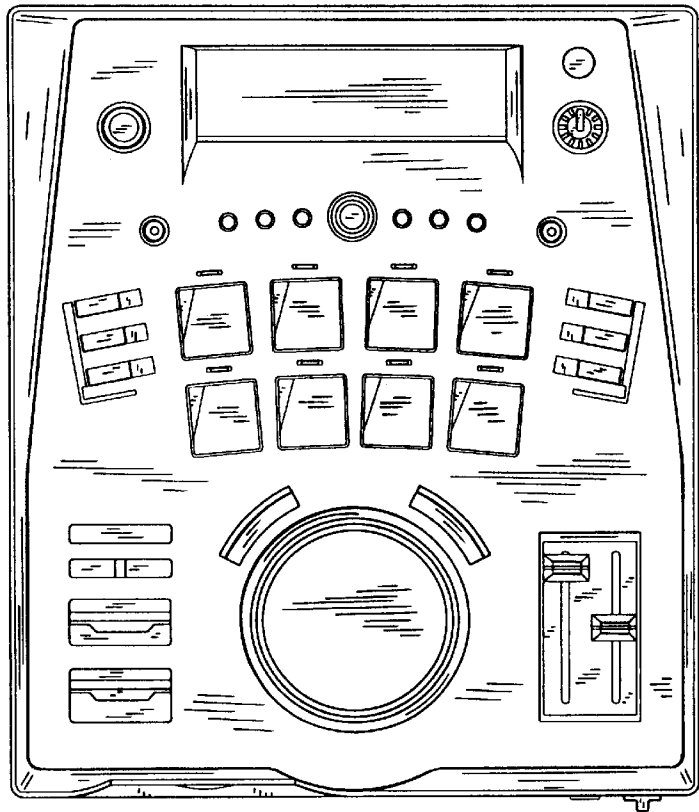


FIG. 5

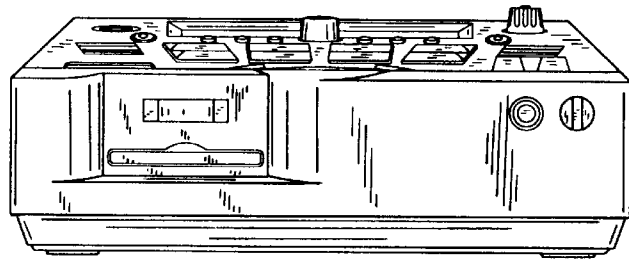


FIG. 6

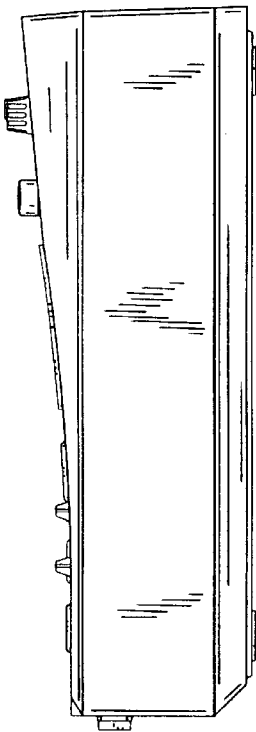


FIG. 7

