



US00D390785S

# United States Patent [19]

[11] Patent Number: **Des. 390,785**

Saunders et al.

[45] Date of Patent: **\*\*Feb. 17, 1998**

[54] **COMBINED BOTTLE SPOUT AND CAP**

D. 223,804	6/1972	Kusek	.....	D9/556
D. 293,889	1/1988	Proctor	.....	D9/523 X
3,133,310	5/1964	Yorker et al.	.....	222/546
4,184,615	1/1980	Wright	.....	222/212 X

[75] Inventors: **Craig M. Saunders**, Rocky River; **Robert Lee Dorsey**, Columbia Station, both of Ohio; **Mark K. Watkins**, Sidney, N.Y.; **Steve Wunder**, Mayville, N.J.

*Primary Examiner*—Lucy Lieberman  
*Attorney, Agent, or Firm*—Watson Cole Stevens Davis P.L.L.C.

[73] Assignee: **Elmer's Products, Inc.**, Columbus, Ohio

[57] **CLAIM**

[\*\*] Term: **14 Years**

The ornamental design for a combined bottle, spout and cap, as shown and described.

[21] Appl. No.: **59,284**

**DESCRIPTION**

[22] Filed: **Sep. 6, 1996**

FIG. 1 is a front elevation of our new design for a combined bottle, spout and cap; the rear elevation is a mirror image thereof;

[51] LOC (6) Cl. .... **09-01**

[52] U.S. Cl. .... **D9/523; D9/526; D9/540; D9/556**

FIG. 2 is a right side elevation thereof;

FIG. 3 is a left side elevational thereof;

[58] **Field of Search** ..... D9/523, 526, 529, D9/556, 537, 538, 540, 525; 215/382, 383, 384; 222/206, 212, 213, 546, 567, 568, 570

FIG. 4 is a top view thereof;

FIG. 5 is a bottom view thereof; and,

FIG. 6 is a fragmentary rear elevation showing the cap in an exploded condition, the front elevation is a mirror image thereto.

[56] **References Cited**

**U.S. PATENT DOCUMENTS**

D. 54,983 4/1920 Gatchell ..... D9/523 X

**1 Claim, 1 Drawing Sheet**

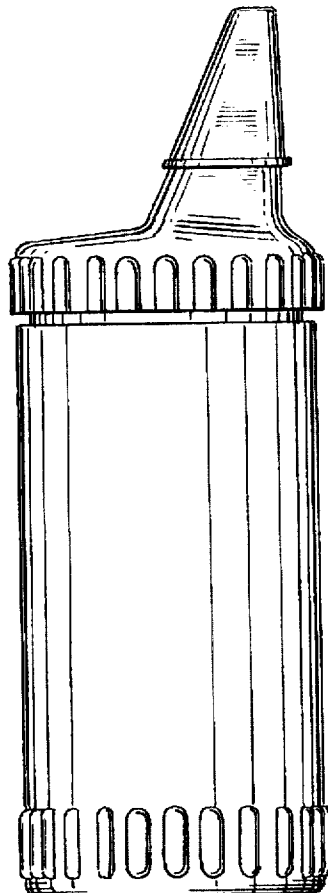


FIG. 1




FIG. 2




FIG. 3

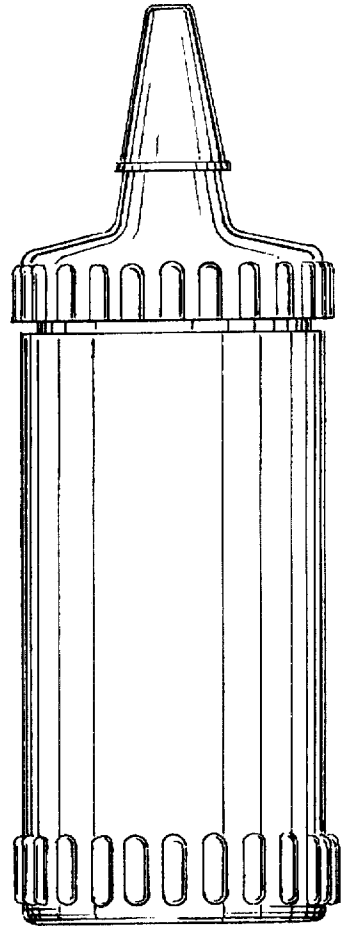


FIG. 4

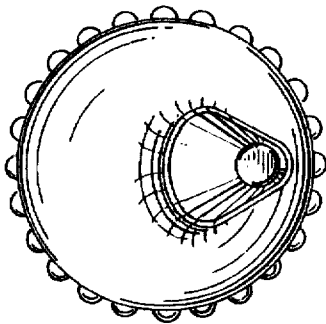


FIG. 5

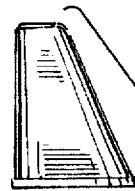



FIG. 6

