



US00D724778S

(12) **United States Design Patent**
Hulan

(10) **Patent No.:** **US D724,778 S**

(45) **Date of Patent:** **** Mar. 17, 2015**

(54) **ORAL PRODUCT**

(75) Inventor: **Phillip M. Hulan**, Midlothian, VA (US)

(73) Assignee: **Altria Client Services Inc.**, Richmond, VA (US)

(**) Term: **14 Years**

(21) Appl. No.: **29/411,290**

(22) Filed: **Jan. 19, 2012**

(51) **LOC (10) Cl.** **27-01**

(52) **U.S. Cl.**
USPC **D27/100; D24/100**

(58) **Field of Classification Search**
USPC D24/100-104; D1/100, 127, 130;
D23/207, 208; 604/287, 288, 403;
206/1.5, 528, 530-539; 424/10.2, 10.3,
424/408, 438, 439, 451, 472, 473, 475,
424/453-456, 464-469; D32/40; 84/320,
84/322; D27/100, 101; 131/112, 275, 347
See application file for complete search history.

(56) **References Cited**

U.S. PATENT DOCUMENTS

D285,363 S *	8/1986	Tovey	D24/101
D375,157 S	10/1996	Kramer et al.	
5,625,918 A *	5/1997	Kieson et al.	15/119.2
D383,534 S *	9/1997	Juschyshyn et al.	D24/103
D433,750 S *	11/2000	Burrows	D24/101
D450,883 S *	11/2001	Buter et al.	D28/8.1
D535,741 S	1/2007	Stawski et al.	
D538,472 S *	3/2007	Angeletta	D28/7
D554,309 S *	10/2007	Wolk et al.	D32/40
D555,783 S *	11/2007	Chen et al.	D24/102

D556,946 S *	12/2007	Seum et al.	D28/8.1
D556,947 S *	12/2007	Seum et al.	D28/8.1
D596,738 S *	7/2009	Chen et al.	D24/102
D623,371 S *	9/2010	Li	D32/40
D674,134 S *	1/2013	Carroll et al.	D27/100
2006/0191548 A1 *	8/2006	Strickland et al.	131/347
2009/0056521 A1 *	3/2009	Goad	84/320
2011/0247640 A1 *	10/2011	Beeson et al.	131/275
2012/0024301 A1 *	2/2012	Carroll et al.	131/275
2012/0167902 A1 *	7/2012	Macko et al.	131/112
2012/0260788 A1 *	10/2012	Leneman	84/322

FOREIGN PATENT DOCUMENTS

JP D1061256 S 2/2000

* cited by examiner

Primary Examiner — Ian Simmons

Assistant Examiner — Charles Hanson

(74) *Attorney, Agent, or Firm* — Fish & Richardson P.C.

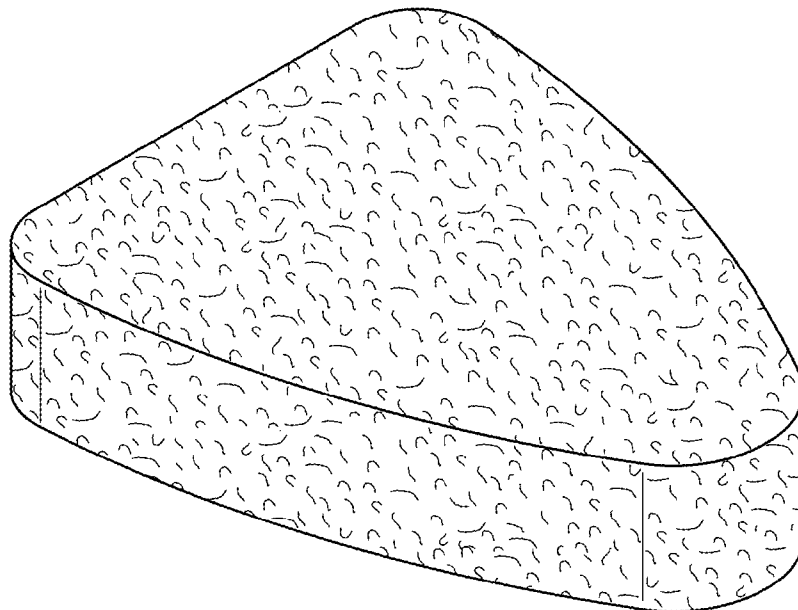
(57) **CLAIM**

The ornamental design for an oral product, substantially as shown and described.

DESCRIPTION

FIG. 1 is a perspective view of an oral product.
FIG. 2 is another perspective view of the oral product of FIG. 1.
FIG. 3 is a top view of the oral product of FIG. 1, the bottom view being a mirror image.
FIG. 4 is a front view of the oral product of FIG. 1.
FIG. 5 is a rear view of the oral product of FIG. 1; and,
FIG. 6 is a left view of the oral product of FIG. 1, the right view being a mirror image.

1 Claim, 3 Drawing Sheets



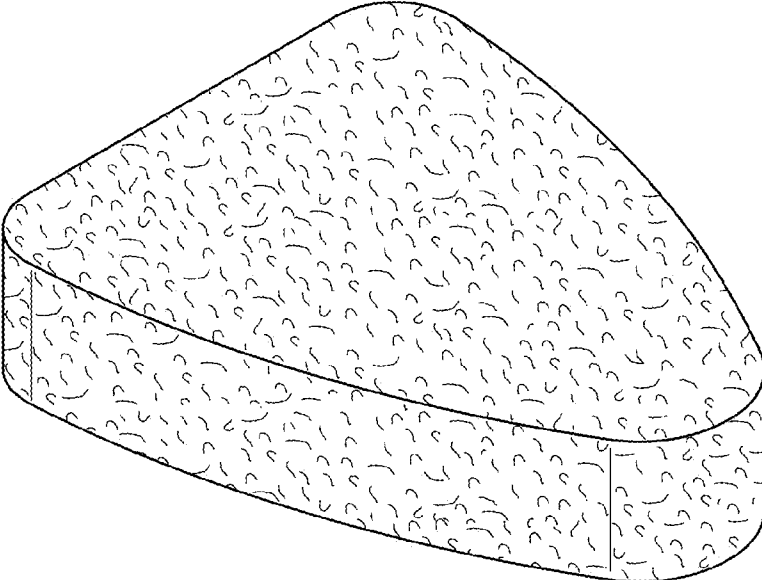


FIG. 1

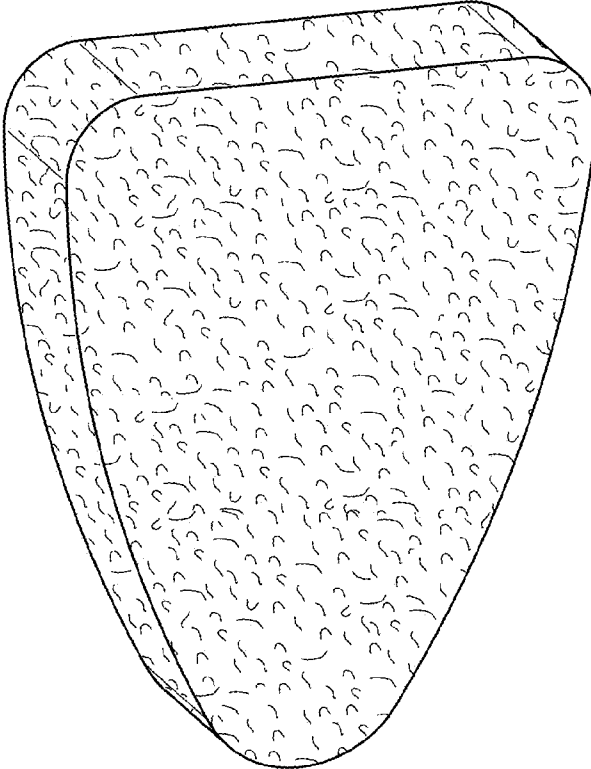


FIG. 2

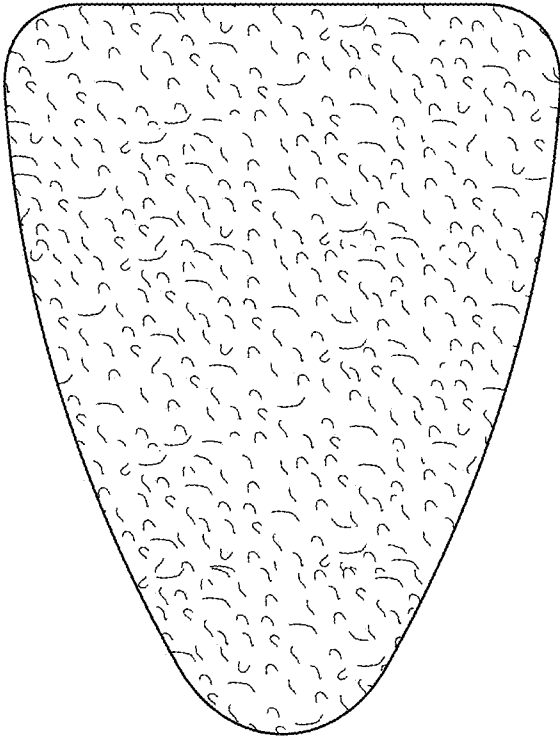


FIG. 3




FIG. 4




FIG. 5




FIG. 6