



US00D383130S

# United States Patent [19] Waldner

[11] Patent Number: Des. 383,130  
[45] Date of Patent: \*\*Sep. 2, 1997

- [54] TELEPHONE
- [75] Inventor: **Thomas Waldner**, Malmö, Sweden
- [73] Assignee: **Ericsson Business Mobile Networks B.V.**, Amsterdam, Netherlands
- [\*\*] Term: **14 Years**
- [21] Appl. No.: **44,773**
- [22] Filed: **Sep. 14, 1995**

5,189,632	2/1993	Paajanen et al. ....	379/58 X
5,241,592	8/1993	Carlson et al. ....	379/433
5,422,656	6/1995	Allard et al. ....	379/433 X

### OTHER PUBLICATIONS

Washington Post, Mar. 2, 1987, p. 20 Business Section, Power Fone.

Primary Examiner—Jeffrey Asch  
Attorney, Agent, or Firm—Christie, Parker & Hale, LLP

### [57] CLAIM

The ornamental design for telephone, as shown and described.

### Related U.S. Application Data

[63] Continuation of Ser. No. 35,551, Feb. 28, 1995, abandoned.

### [30] Foreign Application Priority Data

Aug. 30, 1994 [XH] Hague Agreement ..... DM 030537

- [51] LOC (6) CL. .... **14-03**
- [52] U.S. Cl. .... **D14/138**
- [58] Field of Search ..... D14/137, 138,  
D14/140, 142, 147-151, 240; 379/58-61,  
433, 419, 420, 428, 440, 454, 455; 455/89.9

### DESCRIPTION

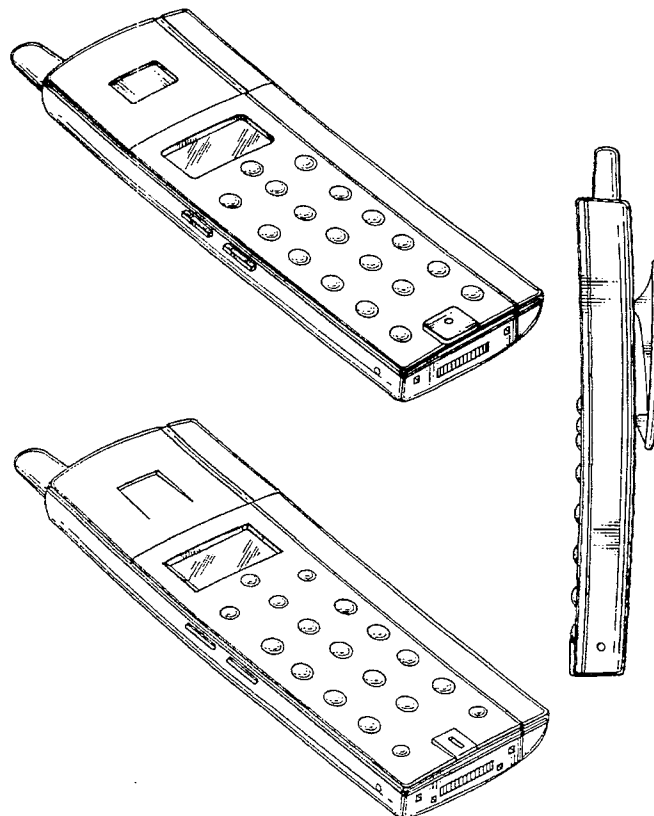
FIG. 1 is a front perspective view of the telephone showing my new design;  
 FIG. 2 is a front elevation view of the telephone;  
 FIG. 3 is a right side view of the telephone;  
 FIG. 4 is a rear elevation view of the telephone;  
 FIG. 5 is a left side view of the telephone;  
 FIG. 6 is a top plan view of the telephone;  
 FIG. 7 is a bottom plan view of the telephone;  
 FIG. 8 is a front perspective view of the alternate embodiment of the telephone;  
 FIG. 9 is a front elevation view of the alternate embodiment;  
 FIG. 10 is a right side view of the alternate embodiment;  
 FIG. 11 is a rear elevation view of the alternate embodiment;  
 FIG. 12 is a left side view of the alternate embodiment;  
 FIG. 13 is a top plan view of the alternate embodiment; and,  
 FIG. 14 is a bottom plan view of the alternate embodiment.

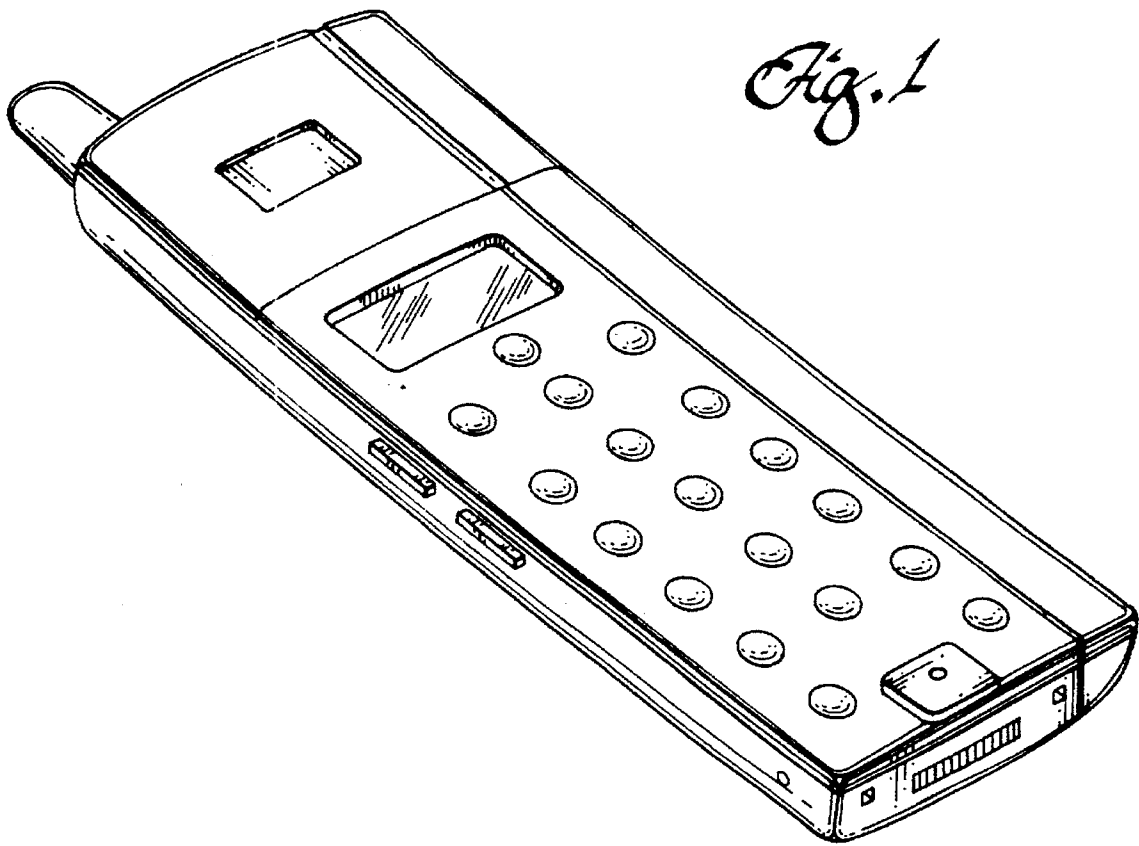
### [56] References Cited

#### U.S. PATENT DOCUMENTS

D. 283,126	3/1986	Marshall .....	D14/147
D. 325,730	4/1992	Van Der Zon .....	D14/138
D. 345,157	3/1994	Happo et al. ....	D14/138
D. 345,355	3/1994	Konno et al. ....	D14/138
D. 346,616	5/1994	Oda et al. ....	D14/147 X
4,672,685	6/1987	Phillips et al. ....	455/90 X

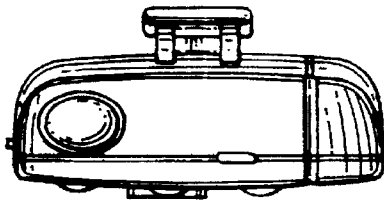
1 Claim, 4 Drawing Sheets



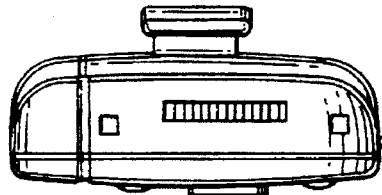


*Fig. 1*

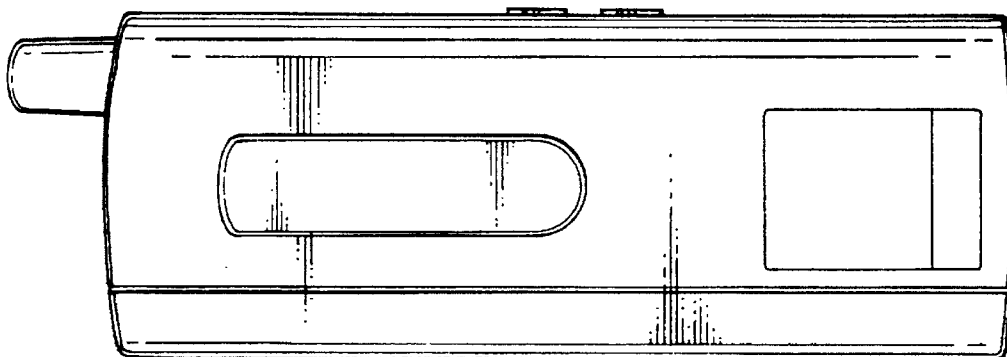
*Fig. 6*



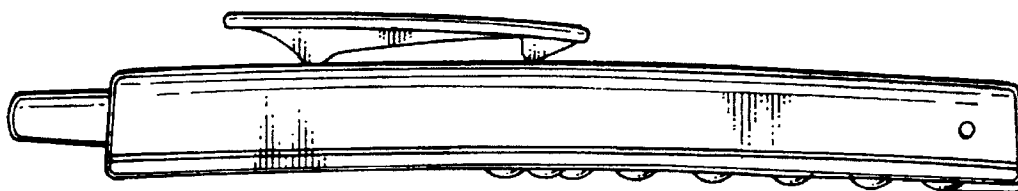
*Fig. 7*



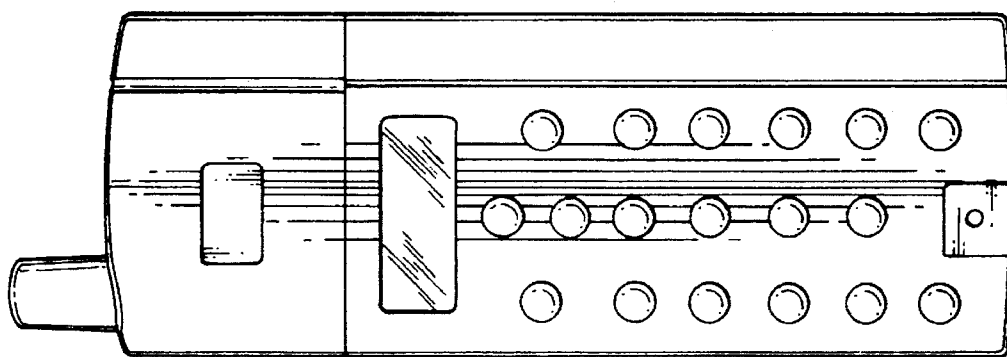
*Fig. 4*



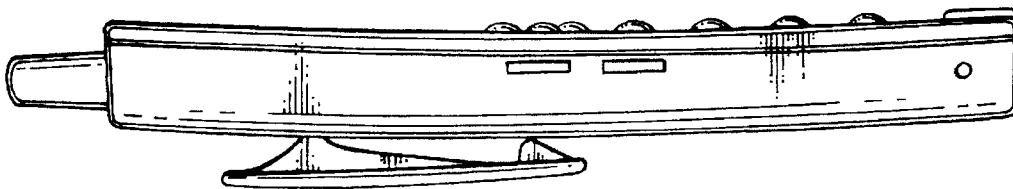
*Fig. 3*

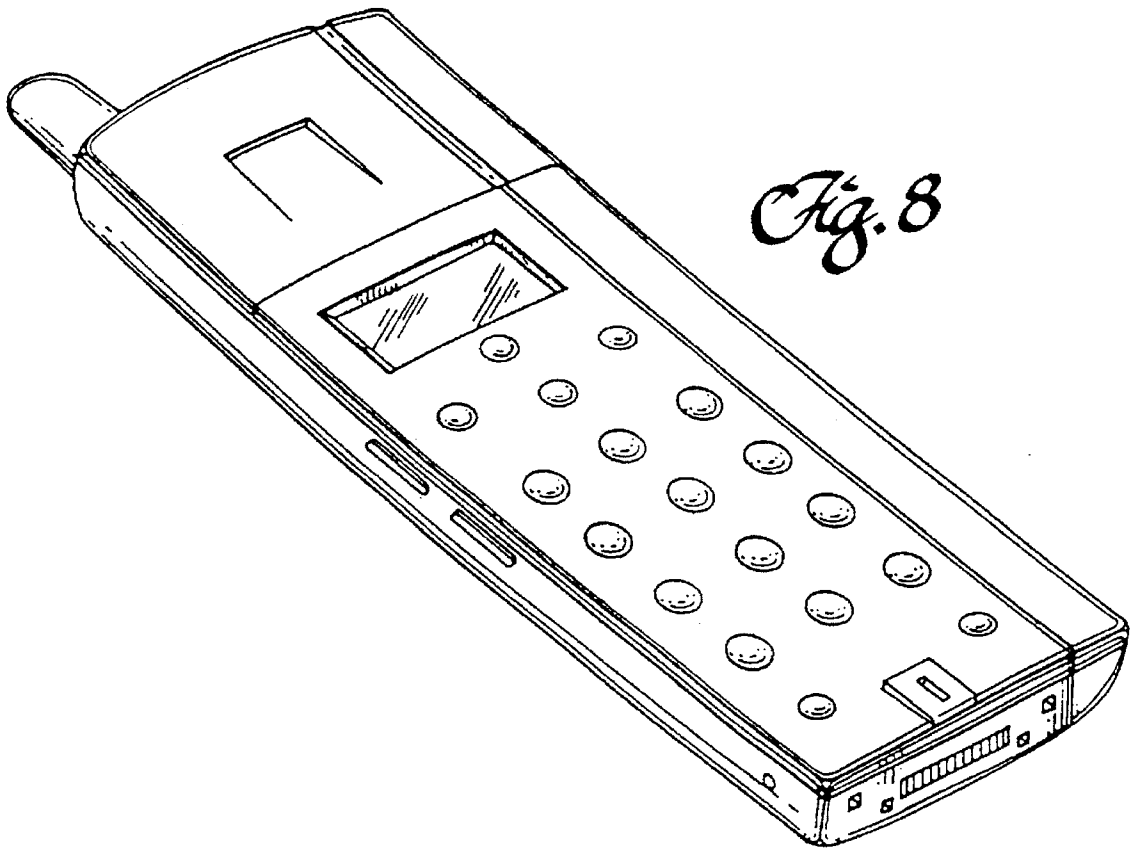


*Fig. 2*



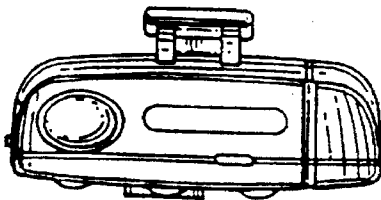
*Fig. 5*



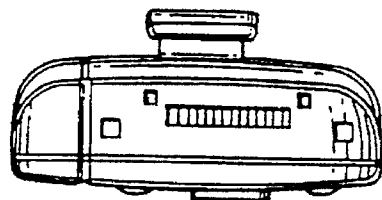


*Fig. 8*

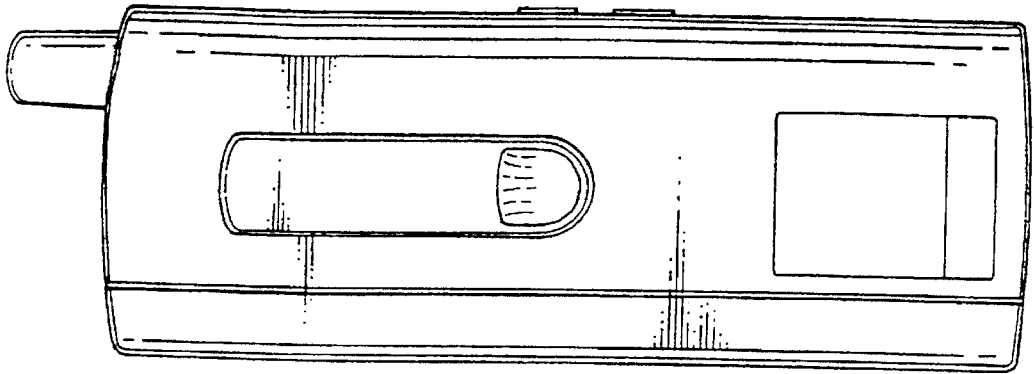
*Fig. 13*



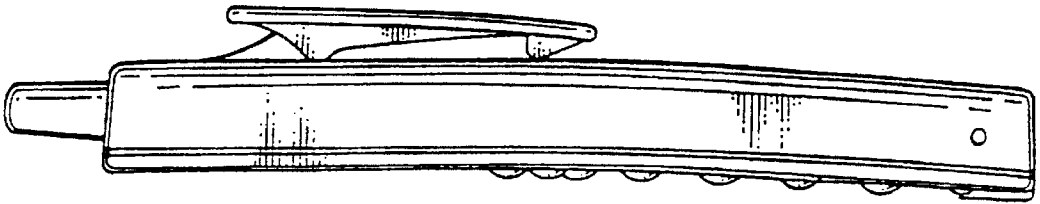
*Fig. 14*



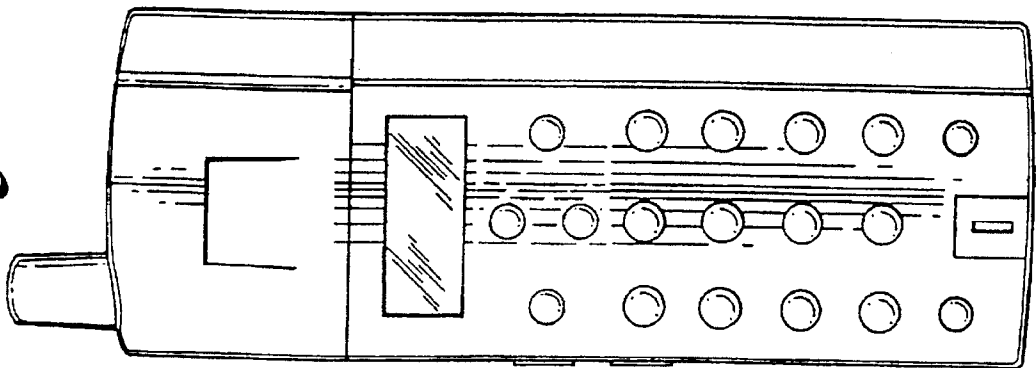
*Fig. 11*



*Fig. 10*



*Fig. 9*



*Fig. 12*

