



US00D423956S

# United States Patent [19] Chen

[11] Patent Number: **Des. 423,956**

[45] Date of Patent: **\*\* May 2, 2000**

[54] **ELECTRONIC CLINICAL THERMOMETER**

D. 346,559 5/1994 Nowak ..... D10/57  
D. 359,005 6/1995 Conford ..... D10/57

[76] Inventor: **Chen-Shui Chen**, P.O. Box 55-846,  
Taipei, Taiwan

*Primary Examiner*—Antoine Duval Davis

[\*\*] Term: **14 Years**

### [57] CLAIM

[21] Appl. No.: **29/080,689**

The ornamental design for an electronic clinical thermometer, as shown and described.

[22] Filed: **Dec. 12, 1997**

### DESCRIPTION

[51] **LOC (7) Cl.** ..... **10-04**

FIG. 1 is a perspective view of an electronic clinical thermometer showing my new design;  
FIG. 2 is a front elevational view;  
FIG. 3 is a rear elevational view;  
FIG. 4 is a left side elevational view;  
FIG. 5 is a right side elevational view;  
FIG. 6 is a top plan view; and,  
FIG. 7 is a bottom plan view.

[52] **U.S. Cl.** ..... **D10/57**

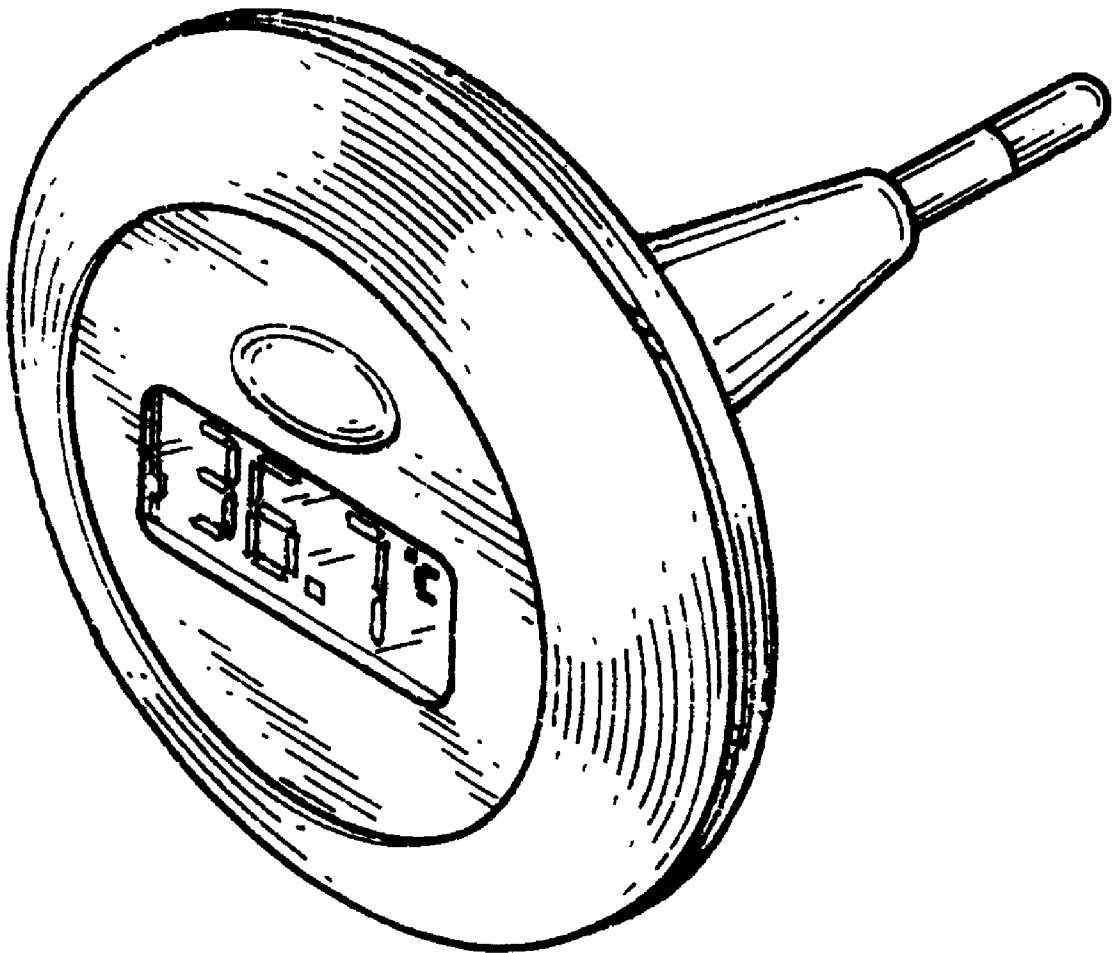
[58] **Field of Search** ..... D10/57; 374/151,  
374/208, 209, 170; 128/664, 670, 736,  
738

### [56] References Cited

#### U.S. PATENT DOCUMENTS

D. 308,172 5/1990 Ishikawa et al. .... D10/57

**1 Claim, 4 Drawing Sheets**



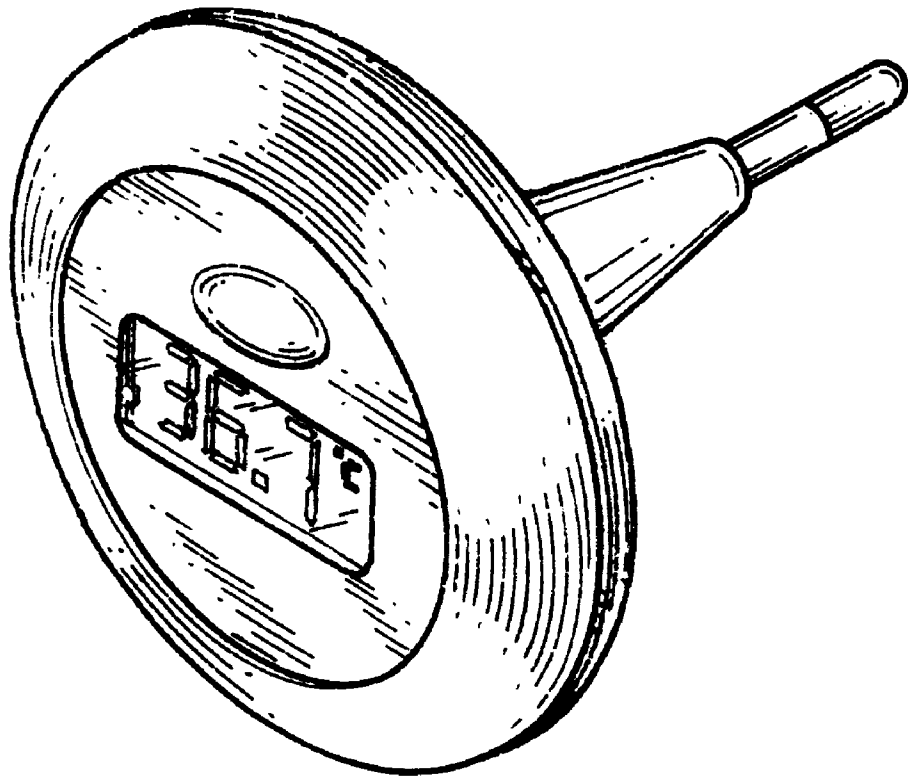


FIG. 1




FIG. 2

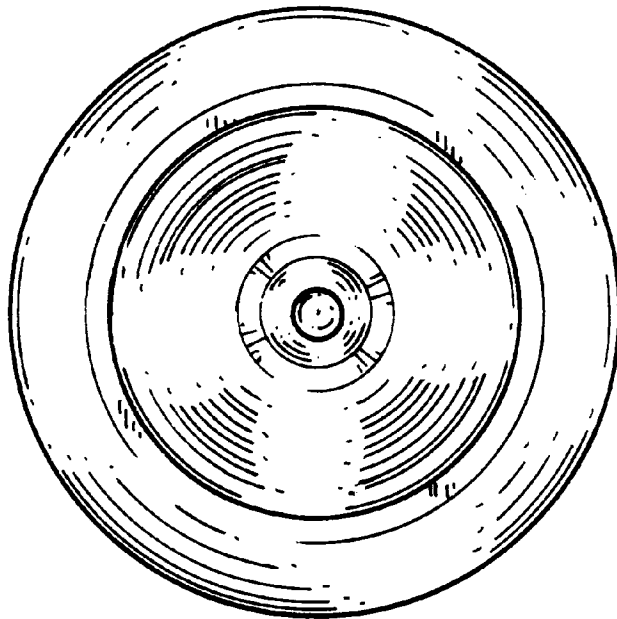


FIG. 3

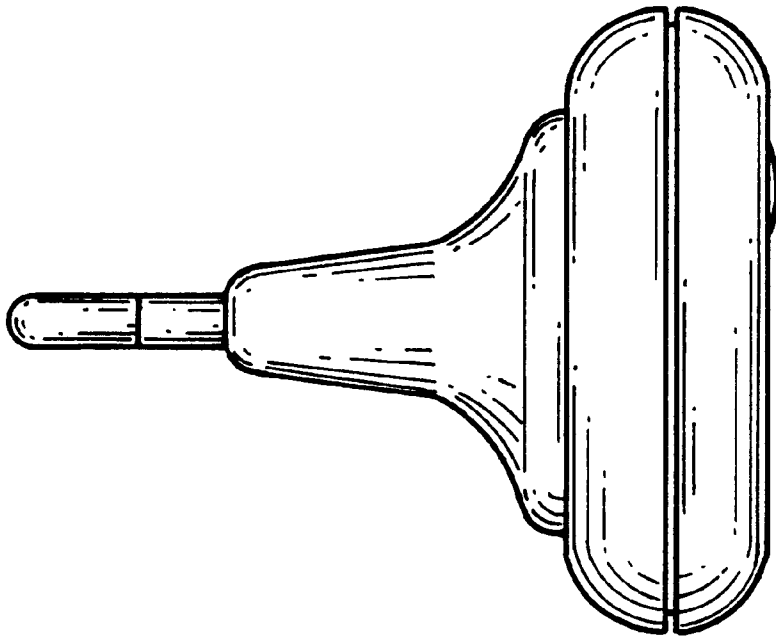


FIG. 4

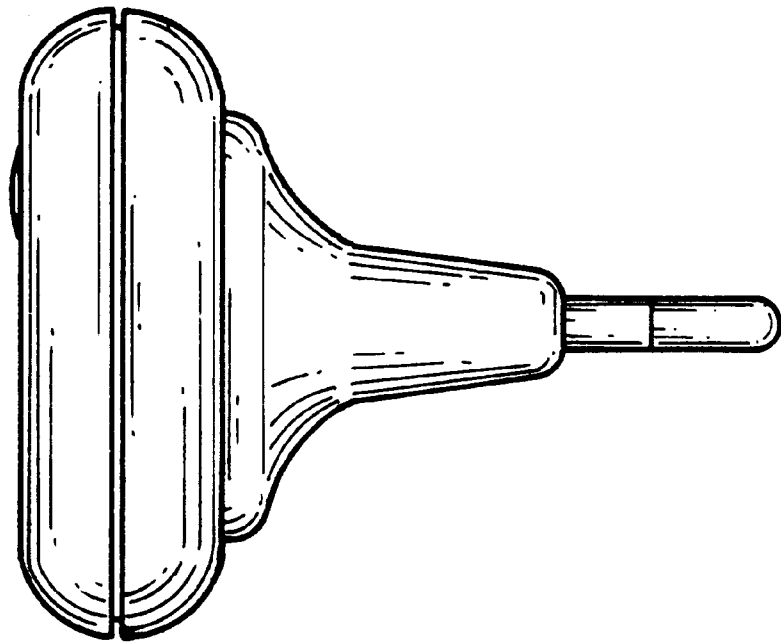


FIG. 5




FIG. 6

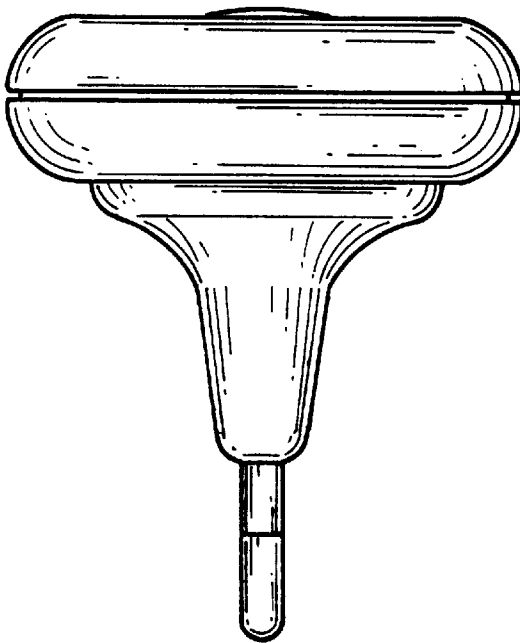


FIG. 7