



US00D651601S

(12) **United States Design Patent**
Ichise

(10) **Patent No.:** **US D651,601 S**

(45) **Date of Patent:** **** Jan. 3, 2012**

(54) **PORTABLE INFORMATION TERMINAL UNIT**

(75) Inventor: **Kentaro Ichise**, Tokyo (JP)

(73) Assignee: **Fujitsu Toshiba Mobile Communications Limited**,
Kawasaki-shi, Kanagawa (JP)

(**) Term: **14 Years**

(21) Appl. No.: **29/355,532**

(22) Filed: **Feb. 9, 2010**

(30) **Foreign Application Priority Data**

Sep. 29, 2009 (JP) 2009-022489

(51) **LOC (9) Cl.** **14-02**

(52) **U.S. Cl.** **D14/341**

(58) **Field of Classification Search** D14/341-347,
D14/137, 138, 138.1, 138 AA, 138 R, 138 AB,
D14/138 AC, 138 AD, 138 C, 138 G, 496,
D14/203.1, 203.3, 203.4, 203.5, 203.7, 426,
D14/427, 432, 429, 129, 130, 420, 439-441,
D14/448, 125, 147, 156, 218, 247-248, 250,
D14/389, 388, 315-318; D10/65, 104; D18/6-7;
D21/324, 329, 330; D19/26, 59, 60; 455/556.1,
455/556.2, 566, 575.1, 90.3; 379/433.04,
379/433.01, 433.06, 916; 345/169, 173,
345/901, 905; 361/679.26, 679.27, 679.3,
361/679.55, 679.56

See application file for complete search history.

(56) **References Cited**

U.S. PATENT DOCUMENTS

D514,123 S * 1/2006 Naruki et al. D14/203.3
D552,585 S * 10/2007 Kim D14/138 AD

D552,586 S * 10/2007 Kim D14/138 AD
D580,401 S 11/2008 Kim et al.
D597,067 S * 7/2009 Oh et al. D14/203.7
D613,736 S * 4/2010 Andre et al. D14/341
D619,555 S * 7/2010 Yang et al. D14/138 G
D622,244 S * 8/2010 Miyazawa et al. D14/138 G
D629,784 S * 12/2010 Forsyth D14/138 G
D635,951 S * 4/2011 Park et al. D14/138 G
D635,952 S * 4/2011 Park et al. D14/138 G
D636,752 S * 4/2011 Liao et al. D14/138 G
2007/0232361 A1 * 10/2007 Park et al. 455/566
2008/0125181 A1 * 5/2008 Yoon 455/566
2008/0268901 A1 * 10/2008 Miramontes 455/556.1
2009/0160810 A1 * 6/2009 Liu et al. 345/173
2010/0240427 A1 * 9/2010 Lee 455/575.8
2010/0300909 A1 * 12/2010 Hung 206/320

FOREIGN PATENT DOCUMENTS

KR 30-0515340 12/2008

* cited by examiner

Primary Examiner — Barbara Fox

(74) *Attorney, Agent, or Firm* — Banner & Wotcoff, Ltd

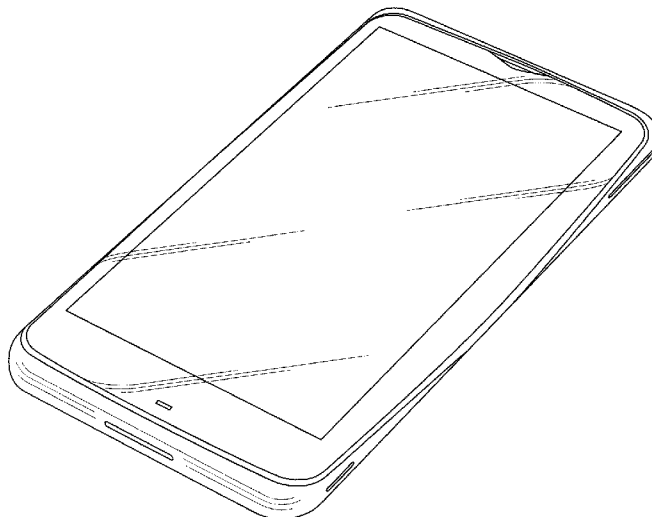
(57) **CLAIM**

The ornamental design for a portable information terminal unit, as shown and described.

DESCRIPTION

FIG. 1 is a front perspective view of a portable information terminal unit, showing my new design;
FIG. 2 is a front elevational view thereof;
FIG. 3 is a rear elevational view thereof;
FIG. 4 is a top plan view thereof;
FIG. 5 is a bottom plan view thereof;
FIG. 6 is a left side elevational view thereof; and,
FIG. 7 is a right side elevational view thereof.

1 Claim, 2 Drawing Sheets



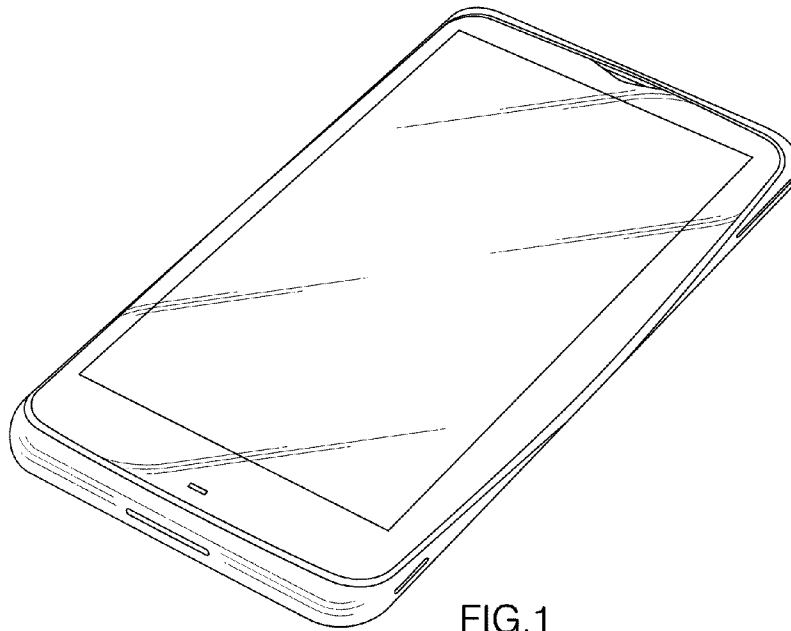


FIG. 1




FIG. 2

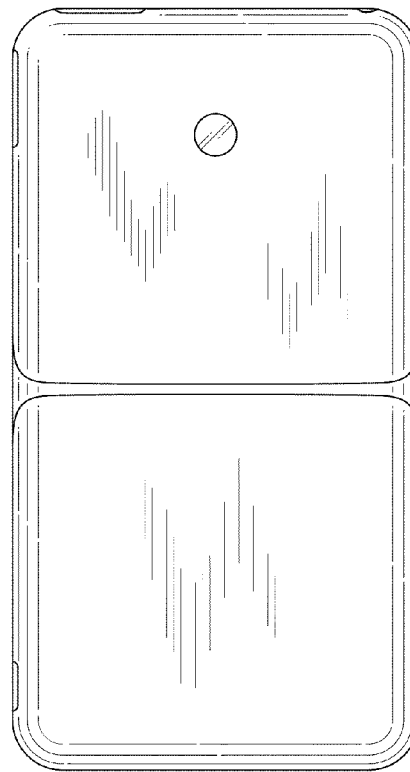


FIG. 3




FIG. 4



FIG. 5



FIG. 6



FIG. 7